



C5[®] 3 Series
Heated Holding & Staging Cabinets

Bagged. Boxed. Ready for pick-up.



C539-HLDC-S



C535-FLDC-S

INCLUDES 2 ADJUSTABLE
WIRE SHELVES



INCLUDES 4 ADJUSTABLE
WIRE SHELVES

C5[®] 3 Series with *Insulation Armour™*
Keep food hot & safe for
curbside or pick-up service.

Stage pre-packed orders for curbside pick-up and delivery in the Metro C5 3 Series cabinet with shelves. Clear doors make it easy to see customer orders without having to open the cabinet.





Plug & hold anywhere.

No special power requirements.
Operates in standard wall outlets.

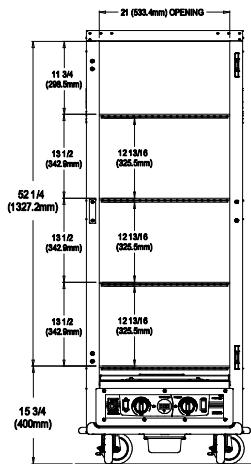


HOLDING MODULE



NEMA 5-15P
120V, 60Hz, 1440w

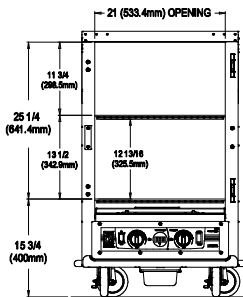
Perfectly sized for curbside service.



FULL HEIGHT



INCLUDES ADJUSTABLE
WIRE SHELVES



1/2 HEIGHT



LO8-027

© 2020 InterMetro Industries Corporation, Wilkes-Barre, PA 18705



We put space to work.

an Ali Group Company



The Spirit of Excellence



Mobile Condiment Cart
Process & Fill Orders in One Location.

Organized & Ready To-Go.



Process & Fill Orders in One Location.

The Mobile Condiment Cart keeps small items such as condiment packets, utensils, napkins, straws, etc. in arms reach. This mobile solution can easily adapt to any location, and makes assembling orders a breeze since add-ons are contained in one footprint. Removable plastic bins offer peace of mind for sanitizing and cleaning.

The easy order part number includes everything pictured and ships in one box!

Part #	Description	Nominal D x W x H (in.) (mm)	
CR1430CC	14x30 Mobile Condiment Cart	14x30x27	356x762x686



Pictured: CR1430CC



Mobile Condiment Cart

Process & Fill To-Go Orders

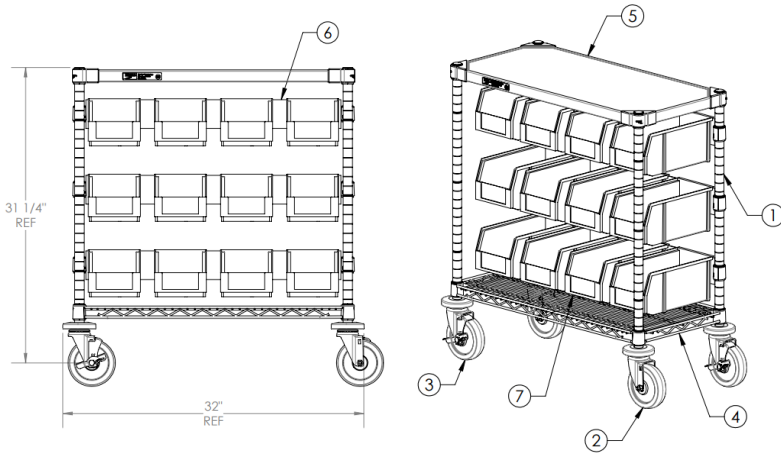
Ensure that customers receive the correct order every time by streamlining order assembly with the Metro® Mobile Condiment Cart. The unit comes equipped with 12 easy-to-clean plastic overhead bins that keep smaller items such as napkins, utensils, and condiments within arms reach. Having the ability to process and fill orders in a designated area prevents errors and increases speed.

Key Specifications:

- **Super Erecta® Solid Shelf:**
 - Material: Type 304 Stainless Steel with corrosion resistant epoxy-coated corners.
 - Shelf design features a 1/8" (3.2 mm) raised "ship's edge" on all four sides to contain spills.
- **Super Erecta Brite Wire Shelves:**
 - Can be adjusted at 1" (25 mm) intervals.
 - Each shelf can support up to 800 lbs. (363 kg).
- **Plastic Bins:** Conveniently hold condiments and utensils.



Part #	Description	Nominal D x W x H (in.) (mm)		Approx. Pkg. Wt. (lbs.)
CR1430CC	14x30 Mobile Condiment Cart	14x30x27	356x762x686	58.76



CR1448CC Consists of:

Item #	Qty	Part #	Description
1	4	27UP	27" POST
2	2	5M	5" SWIVEL CASTER
3	2	5MB	5" SWIVEL/BRAKE CASTER
4	1	1430BR	14" X 30" BRITE WIRE SHELF
5	1	1430FS	14" X 30" SOLID SHELF
6	3	30BHC	30" BIN BAR
7	13	EE2146A	BLACK BINS

Visit www.metro.com or call 1-800-992-1776.

L11-008 6/20

© 2020 InterMetro Industries Corporation, Wilkes-Barre, PA 18705



We put space to work.

an Ali Group Company



The Spirit of Excellence



Countertop Condiment Tower
Keep Order Add-Ons Within Reach.

Organized & Ready To-Go.



Keep Order Add-Ons Within Reach.

The perfect addition to any workstation; the Countertop Condiment Tower keeps small items such as condiment packets, utensils, napkins, straws, etc. in arms reach. This solution saves counter space and makes assembling orders a breeze since add-ons are contained in one footprint. Removable plastic bins offer peace of mind for sanitizing and cleaning.

The easy order part number includes everything pictured and ships in one box!

Props pictured in rendering are not included

Part #	Description	Nominal D x W x H (in.) (mm)	
CR1824DTCT	18x24 Countertop Condiment Tower	18x24x27	457x610x686



Pictured: CR1824DTCT




Countertop Condiment Tower

Keep Order Add-Ons Within Reach

Maximize counter space and keep small order add-ons such as condiment packets, utensils, napkins, straws, etc. in arms reach. The 3-sided double snake frame allows for easy access to the contents in the bins and provides stability. No need to reach around posts!

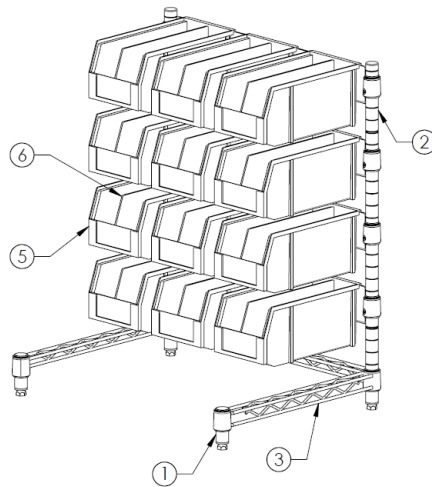
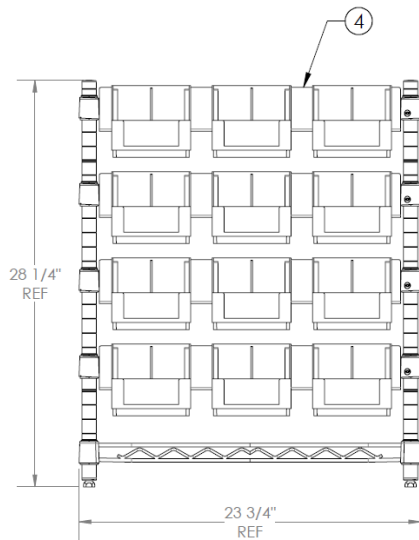
Key Specifications:

- Plastic Bins:**
 - Unit comes with 12 removeable black bins.
 - Holds small add-on items such as condiment packs, utensils, napkins, straws, etc.
 - Easy to sanitize and clean.
- Bin Dividers:**
 - Unit comes with 12 bin dividers.
 - Organize and separate contents within a particular bin to make the most of your space.



Ships in One Box!

Part #	Description	Nominal D x W x H (in.)	(mm)	Approx. Pkg. Wt. (lbs.)
CR1824DTCT	14x30 Countertop Condiment Tower	14x30x27	356x762x686	42.79



CR1824DTCT Consists of:

Item #	Qty	Part #	Description
1	2	3CP	3" POST
2	2	27P	27" POST
3	1	SF31N3C	3-SIDED FRAME
4	4	DD8715	24" BIN BAR
5	12	EE2146A	AKROBIN BLACK
6	2	MB40230	DIVIDER

Visit www.metro.com or call 1-800-992-1776.

L11-007 6/20

© 2020 InterMetro Industries Corporation, Wilkes-Barre, PA 18705



We put space to work.

an Ali Group Company



The Spirit of Excellence



Pick-up Station
Stage Pick-up Orders.

Pick-up Made Perfect.



Stage Orders for Pick-up.

The Metro® Pick-up Station eliminates congestion around counter spaces in the front-of-house while offering customers and delivery drivers a convenient designated spot to pick-up orders. This unit can also be used in the back-of-house, or wheeled out to the curb, to keep orders organized. Alphabetize and separate orders by utilizing label holders and wire dividers.

The easy order part number includes everything pictured and ships in one box!

**Mightylite Pan Carrier (ML180) and Mightylite Heaters (MLH1)*

*pictured are sold separately**

Props are not included



Pictured: CR1448TGCOPS

Part #	Description	Nominal D x W x H	
		(in.)	(mm)
CR1448TGCOPS	14x48 Mobile Pick-up Station	14x48x63	356x1219x1600



Pick-up Station

Stage Orders for Pick-up

Super Erecta® drop mat shelves offer adjustability, flexibility, and keep orders secure. Stage orders in the front-of-house for easy pick-up, and eliminate congestion around the register. This pick-up station comes equipped with a wire dividers and label holders to organize orders.

Key Specifications:

- **Super Erecta Shelves:** Adjustable to hold orders of any size.
- **Clear Inlays**
 - Prevents small items from falling through wire shelves.
 - Made of cleanable plastic for easy sanitation.
- **Label Holders:** Allows for easy identification of orders.
- **Wire Dividers:** Adjustable and removeable to help organize and separate orders.

Mightylite Pan Carrier (ML180) and Mightylite Heaters (MLH1) pictured are sold separately

Props are not included



Ships in One Box!

Pictured: CR1448TGCOPS

Part #	Description	Nominal D x W x H		Approx. Pkg. Wt.
		(in.)	(mm)	(lbs.)
CR1448TGCOPS	14x48 Mobile Pick-up Station	14x48x63	356x1219x1600	129.29



CR1448TGCOPS Consists of:

Qty	Part #	Description
2	5MP	5" SWIVEL CASTER
2	5MPB	5" SWIVEL/BRAKE CASTER
5	HDM1448NC	14" X 48" CHROME WIRE SHELF
10	DD14C	WIRE SHELF DIVIDER
4	63UP	63" POST
13	9990P	LABEL HOLDER
2	1448CI-4	CLEAR INLAY

Visit www.metro.com or call 1-800-992-1776.

L11-004 6/20

© 2020 InterMetro Industries Corporation, Wilkes-Barre, PA 18705



We put space to work.®

an Ali Group Company



The Spirit of Excellence



Overhead Cup Storage Unit
Store, Separate, and Sort Cups.

Store Separate & Sort.



Store, Separate, and Sort Cups.

The Overhead Cup Storage Unit organizes and efficiently stores to-go cups in one small footprint. This overhead solution makes the perfect addition to any work station making use of valuable and underutilized wall space. This wall unit will help save valuable space in the back-of-house and keep cups visible and within arms reach.

The easy order part number includes everything pictured and ships in one box!
Props are not included



Pictured: CR2430OHC

Part #	Description	Nominal D x W x H (in.) (mm)	
CR2430OHC	24x30 Overhead Cup Storage Unit	24x30x30	610x762x762



Overhead Cup Storage Unit

Store, Separate, and Sort Cups

Streamline order assembly with the Metro® Overhead Cup Storage Unit. The unit comes equipped with three removeable dividers and one adjustable horizontal divider to keep cups of any size organized.

Wall Mount Brackets mount directly to the wall and provide a stable surface to support a wire shelf, putting the shelf load rating at 200 lbs. (91kg).

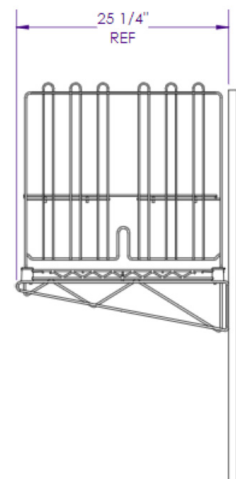
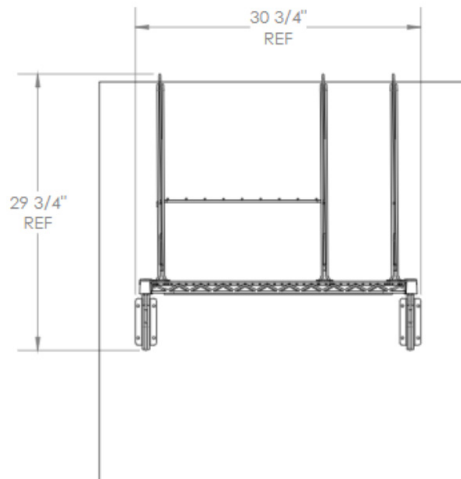
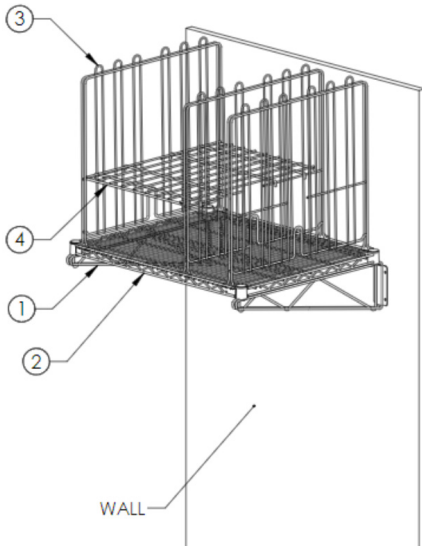
User should select wall bolts and screws according to the wall type to attach the brackets.

Add an Overhead Cup Storage Unit to any work area to optimize space and keep cups accessible.



Ships in One Box!

Part #	Description	Nominal D x W x H (in.) (mm)	
CR2430OHC	24x30 Overhead Cup Storage Unit	24x30x30	610x762x762



CR2430OHC Consists of:

Item #	Qty	Part #	Description
1	2	1WD24C	24" WALL MOUNT BRACKET
2	1	2430NC	24" X 30" WIRE SHELF
3	3	DD24C-21H	24" SHELF DIVIDER
4	1	DD7317D	18" HORIZONTAL DIVIDER

Visit www.metro.com or call 1-800-992-1776.

L11-011 6/20

© 2020 InterMetro Industries Corporation, Wilkes-Barre, PA 18705



We put space to work.®

an Ali Group Company



The Spirit of Excellence



Item # _____

We put space to work.

Job _____



Order Staging Cart

Metro® Order Staging Cart

Easily stage and assemble orders for pick-up using the mobile Metro Order Staging Cart.

Adjustable chrome shelves allow for flexibility to hold items of any size. Store supplies, containers, bags, and more.

A solid stainless-steel top allows for easy cleaning in-between orders.

Bin holders conveniently hold condiments, utensils, and other add-ons at an ergonomic working height for easy assembly.

This mobile unit can be wheeled to any location to service customers.



Unit Height 65 3/4 in. (1670 mm)

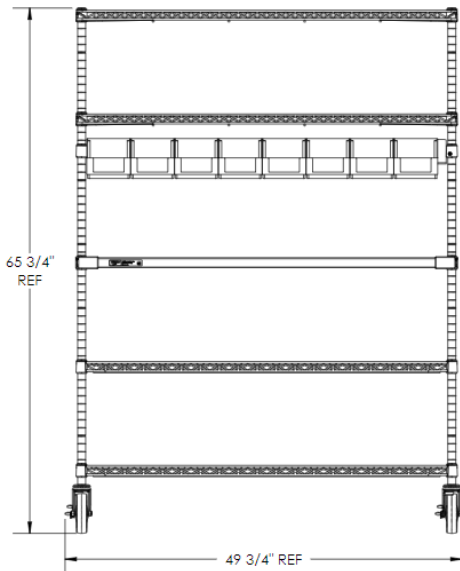
Nominal
Width/Length

Part Number	(in.)	(mm)
CR2448DSS	24x48	610x1219
CR2430DSS	24x30	610x762

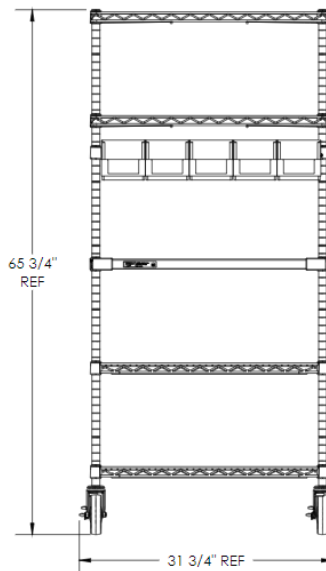


**Ships in
One Box!**

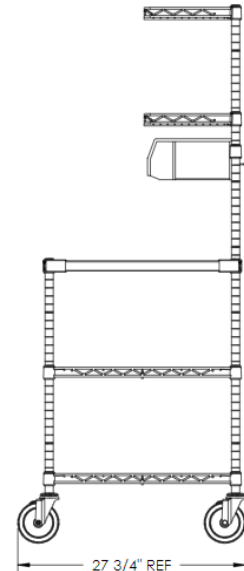
24x48 Front View



24x30 Front View



Side View



InterMetro Industries Corporation
North Washington Street, Wilkes-Barre, PA 18705
Product Information. U.S. and Canada: 1.800.992.1776
Outside U.S. and Canada: www.metro.com/contactus

L11-002

Information and specifications are subject to change without notice. Please confirm at time of order.

Copyright © 2019 InterMetro Industries Corp.



Mobile Order Staging Cart
Hold To-Go Orders.

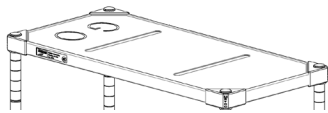
Organized & Ready To-Go.



Stage Orders on a Mobile Cart When Space is Limited.

Metro's® Order Staging Cart offers the ability to organize and stage orders for pick-up and carryout anywhere whether they are staged in the back-of-house, front-of-house, or curbside. The cart's small footprint allows it to fit in tight spaces.

The solid stainless steel work surface has a customized inlay to signify when an order is ready to serve.



The easy order part number includes everything pictured and ships in one box!



Props pictured in rendering are not included

Pictured: CR1430DTOSC

Part #	Description	Nominal D x W x H (in.) (mm)	
CR1430DTOSC	14x30 Order Staging Cart	14x30x29	356x762x737



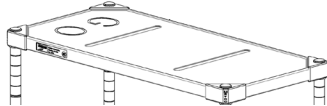
Mobile Order Staging Cart

Organize and Stage Orders for Pick-up/Carryout

Metro's® Mobile Order Staging Cart can easily be wheeled to any location and has a small footprint allowing it to fit in compact places. It is equipped with two swivel casters and two swivel casters with brakes which allow the cart to be locked into place to create a stable work station. The solid stainless steel top is easy to clean, and has a customized inlay to signify when an order is ready to serve.

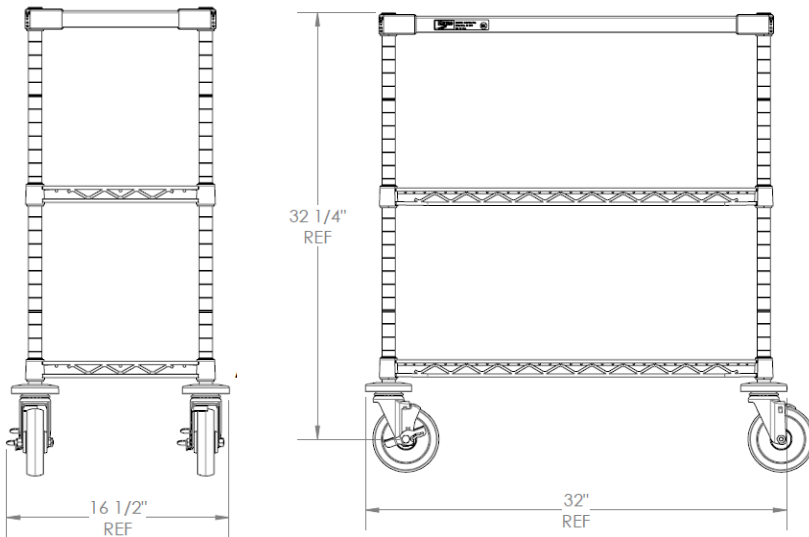
Key Specifications:

- **Super Erecta Brite Wire Shelves:**
 - Can be adjusted at 1" (25 mm) intervals.
 - Each shelf can support up to 800 lbs. (363 kg).
 - Total unit load capacity not to exceed 1,000 lbs. (453 kg).
- **Super Erecta® Solid Shelf:**
 - Material: Type 304 Stainless Steel with corrosion resistant epoxy-coated corners.
 - Customized inlay to organize orders.
 - Shelf design features a 1/8" (3.2 mm) raised "ship's edge" on all four sides to contain spills.



Ships in One Box!

Part #	Description	Nominal D x W x H (in.)	Nominal D x W x H (mm)	Approx. Pkg. Wt. (lbs.)
CR1430DTOSC	14x30 Order Staging Cart	14x30x29	356x762x737	36.68



CR1430DTOSC Consists of:

Qty	Part #	Description
4	29UP	29" POST
2	5M	5" SWIVEL CASTER
2	5MB	5" SWIVEL/BRAKE CASTER
2	1430BR	14" X 30" BRITE WIRE SHELF
1	DD8691	14" X 30" SOLID SHELF

Visit www.metro.com or call 1-800-992-1776.

L11-006 6/20

© 2020 InterMetro Industries Corporation, Wilkes-Barre, PA 18705



We put space to work.®

an Ali Group Company



The Spirit of Excellence



Staging POS Work Station
Easily Assemble and Stage Orders.

Increase Speed & Efficiency.



Easily Assemble and Stage Orders.

Speed and accuracy are key when it comes to assembling orders for pick-up or carryout. Keep packaging, condiments, and utensils within arms reach to increase efficiency. Having everything needed for order assembly in one location prevents human error, and ensures customer satisfaction.

The easy order part number includes everything pictured and ships in one box!

Props pictured in rendering are not included

Part #	Description	Nominal D x W x H	
		(in.)	(mm)
CR2430DTPOS	24x30 Staging POS Work Station	24x30x74	457x914x1880



Pictured: CR2430DTPOS



Staging POS Work Station

Easily Assemble and Stage Orders

Ensure that customers receive the correct order every time by streamlining order assembly with the Metro® Staging POS Work Station. The unit comes equipped with 15 easy-to-clean plastic overhead bins that keep smaller items such as napkins, utensils, and condiments within arms reach. Having a designated area to assemble pick-up and carryout orders prevents errors and increases speed.

Key Specifications:

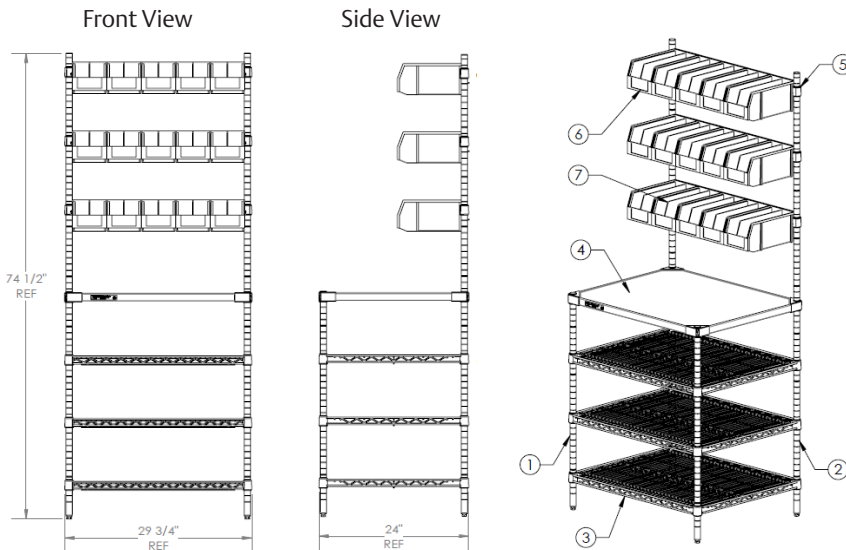
- **Super Erecta® Solid Shelf:**
 - Material: Type 304 Stainless Steel with corrosion resistant epoxy-coated corners.
 - Shelf design features a 1/8" (3.2 mm) raised "ship's edge" on all four sides to contain spills.
- **Super Erecta Brite Wire Shelves:**
 - Can be adjusted at 1" (25 mm) intervals.
 - Each shelf can support up to 800 lbs. (363 kg).
- **Overhead Bins:** Hold condiments and utensils within arms reach.



Ships in One Box!

Props pictured in rendering are not included

Part #	Description	Nominal D x W x H (in.)	(mm)	Approx. Pkg. Wt. (lbs.)
CR2430DTPOS	24x30 Staging POS Work Station	24x30x74	457x914x1880	90.75



CR2430DTPOS Consists of:

Item #	Qty	Part #	Description
1	2	36CP	36" POST
2	2	74P	74" POST
3	3	2430BR	24" X 30" BRITE WIRE SHELF
4	1	2430FS	24" X 30" SOLID SHELF
5	3	30BHC	30" BIN BAR
6	15	EE2146A	BLACK BINS
7	3	MB40230	DIVIDER

Visit www.metro.com or call 1-800-992-1776.

L11-005 6/20

© 2020 InterMetro Industries Corporation, Wilkes-Barre, PA 18705



We put space to work.®

an Ali Group Company



The Spirit of Excellence



To-Go Station
Stage Orders for Pick-up.

Pick-up Made Perfect.



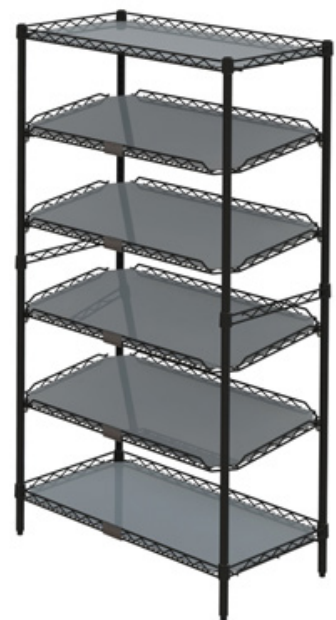
Stage Orders for Easy Pick-up.

QwikSLOT® drop mat shelves angle packaged orders forward to improve visibility and accessibility while keeping them secure. Stage orders in the front-of-house for easy pick-up, and eliminate congestion around the register while offering convenience to customers and delivery drivers. Easily organize and alphabetize orders by utilizing label holders.



The easy order part numbers include everything pictured and ship in one box!

Part #	Description	Nominal D x W x H (in.) (mm)	
CR1836TGPU	18x36 qwikSLOT To-Go Station	18x36x63	457x914x1600



Pictured: CR1836TGPU



To-Go Station

Stage Orders for Pick-up

QwikSLOT® shelves allow for the addition, removal, or adjustment of intermediate shelves in seconds, at 1" (24.4mm) increments.

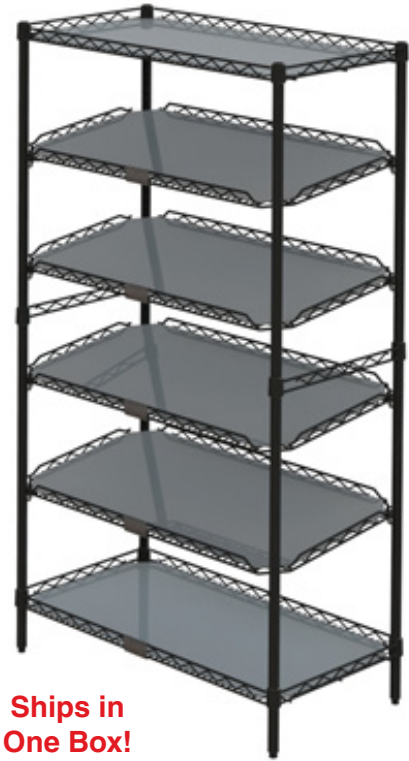
Any Shelf can be slanted 2" (back to front) simply by adjusting the rear clips 2" higher than the front clips for a given shelf.

No tools are required for a fast and easy assembly.

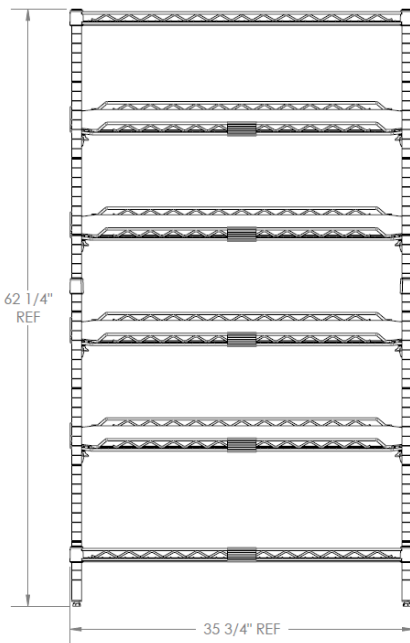
Each shelf can support up to 250 lb. (115kg).

Key Specifications:

- **qwikSLOT Drop Mat Shelves:**
 - Improves presentation of pick-up orders and offers flexibility.
 - Contains built in ledges to hold packaged meals securely.
 - Thin 1/4" shelves increase vertical storage density by 20%.
- **Inlays:** Prevent small items from falling through wire shelves.
- **Hanger Rails:** Can accommodate various accessories.
- **Black Epoxy Finish:**
 - Fits the aesthetic of any location.



Ships in One Box!



Part #	Description	Nominal D x W x H (in.) (mm)		Approx. Pkg. Wt. (lbs.)
CR1836TGPU	18x36 qwikSLOT To-Go Station	18x36x63	457x914x1600	87

CR1836TGPU Consists of:

Qty	Part #	Description
4	63PQBL	63" QWIKSLOT POST
4	HDM1836QBL	18" X 36" QWIKSLOT DROP MAT SHELF
2	HDM1836BL	18" X 36" SE DROP MAT SHELF
2	H1188	18" HANGER RAIL
6	1836BWI	DECORATIVE SHELF INLAYS
5	9990P	LABEL HOLDER

Visit www.metro.com or call 1-800-992-1776.

L11-001 6/20

© 2020 InterMetro Industries Corporation, Wilkes-Barre, PA 18705



We put space to work.

an Ali Group Company



The Spirit of Excellence



Pick-up Made Perfect.



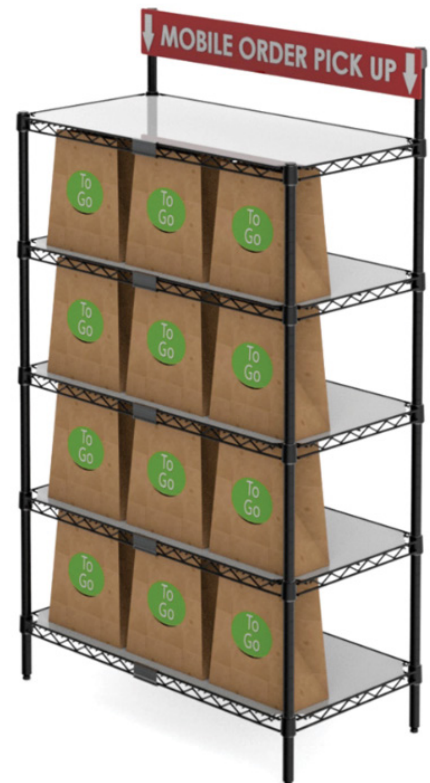
Stage Orders for Mobile Pick-up.

The Metro® To-Go Station in black epoxy finish highlights to-go orders and allows packaged product to take center stage. Eliminate congestion around counter paces in the front-of-house while offering customers and delivery drivers a convenient designated spot to pick-up orders. Organize and alphabetize orders by utilizing label holders.

Easy order part numbers include everything pictured and ship in one box!

To-Go bags are props

Part #	Nominal D x W x H		Total Height (including sign)	
	(in.)	(mm)	(in.)	(mm)
CR1824TGSR	18x24x54	457x610x1372	62 1/4	1581
CR1836TGSR	18x36x54	457x914x1372	62 1/4	1581
CR1848TGSR	18x48x54	457x1219x1372	62 1/4	1581



Pictured: CR1836TGSR



To-Go Station

Includes 'Mobile Order Pick Up' Sign

Adjustable SES shelves improve visibility and accessibility of to-go orders and keep them secure. Stage orders in the front-of-house for easy pick-up, and eliminate congestion around the register. This to-go station comes equipped with a pick-up sign to grab the attention of customers and delivery drivers, and provides them with a convenient pick-up experience.

Key Specifications:

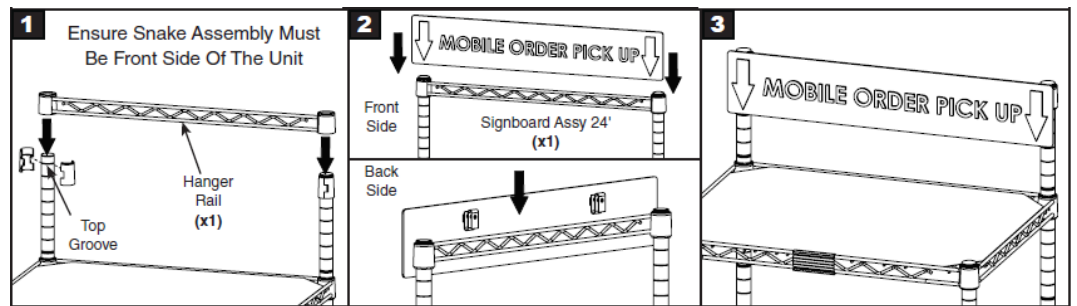
- **Adjustable SES Shelves:** Hold orders of any size.
- **Pick-up Sign:** Grabs attention of customers and delivery drivers.
- **Label Holders:** Allows for easy organization and identification of orders.
- **Inlays:** Prevent small items from falling through wire shelves.
- **Black Epoxy Finish:**
 - Fits the aesthetic of any location.
 - Allows packaged meals to take center stage.



Part #	Description	Nominal D x W x H		Total Height (including sign)		Approx. Pkg. Wt.
		(in.)	(mm)	(in.)	(mm)	(lbs.)
CR1824TGSR	18x24 SES To-Go Station with Sign	18x24x54	457x610x1372	62 1/4	1581	57.8
CR1836TGSR	18x36 SES To-Go Station with Sign	18x36x54	457x914x1372	62 1/4	1581	72.6
CR1848TGSR	18x48 SES To-Go Station with Sign	18x48x54	457x1219x1372	62 1/4	1581	86.3

Sign Specifications:

- **Material:** Rigid styrene
- **Thickness:** 0.04"
- **Height:** 5"
- **How to Attach:**
 - Shipped with S-hooks attached to the back of the sign.
 - Slide the S-hooks over the hanger rail and into place.



Visit www.metro.com or call 1-800-992-1776.

L11-003 6/20

© 2020 InterMetro Industries Corporation, Wilkes-Barre, PA 18705



We put space to work.

an Ali Group Company



The Spirit of Excellence



Under Counter Condiment Cart
Always Visible and Easy to Access.

Organized & Ready To-Go.



Always Visible and Easy to Access.

The Under Counter Condiment Cart keeps small items such as condiment packets, utensils, napkins, straws, etc. organized in one small footprint. This mobile solution can easily adapt to any location, and makes the perfect add-on to any order-assembly work station. Nest the unit under counter to save space in the back-of-house. Removable plastic bins offer peace of mind for sanitizing and cleaning.

The easy order part number includes everything pictured and ships in one box!



Pictured: CR1824CCU

Part #	Description	Nominal D x W x H (in.) (mm)	
CR1824CCU	18x24 Under Counter Condiment Cart	18x24x20	457x610x508



Under Counter Condiment Cart

Always Visible and Easy to Access

Ensure that customers receive the correct order every time by streamlining order assembly with the Metro® Under Counter Condiment Cart. The unit comes equipped with 12 easy-to-clean plastic bins that keep smaller items such as napkins, utensils, and condiments organized. Super Erecta® drop mat shelves offer adjustability, flexibility, and keep the supply bins secure with their built in ledges.

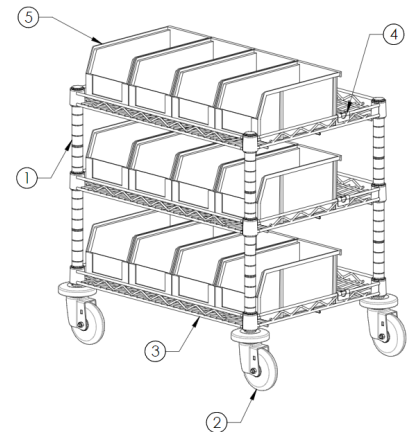
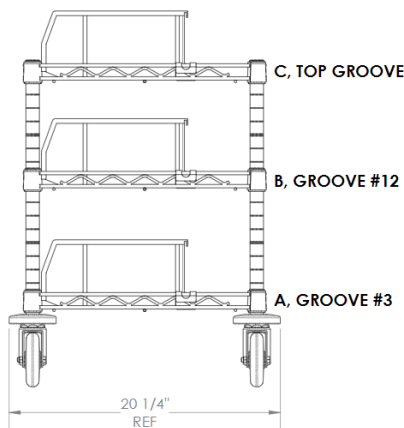
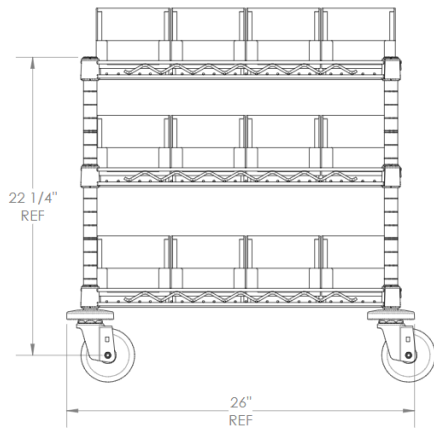
Key Specifications:

- **Super Erecta Drop Mat Shelves:** Adjustable; and have built in ledges to keep bins secure.
- **Plastic Supply Bins:**
 - Removable for easy cleaning.
 - Semi-open, slanted fronts allow for visual inventory and easy access to contents.
 - Molded front slot which accepts labels for content identification.



Ships in One Box!

Part #	Description	Nominal D x W x H (in.)	(mm)	Approx. Pkg. Wt. (lbs.)
CR1824CCU	18x24 Under Counter Condiment Cart	18x24x20	457x610x508	46



CR1824CCU Consists of:

Item #	Qty	Part #	Description
1	4	20UP	20" POST
2	4	4LD	SWIVEL CASTER
3	3	HDM1824NC	18" X 24" DROP MAT SHELF
4	3	CC6887C	DIVIDER RAIL, BIN STOPPER
5	12	MB30230B	BLACK BINS

Visit www.metro.com or call 1-800-992-1776.

L11-009 6/20

© 2020 InterMetro Industries Corporation, Wilkes-Barre, PA 18705



We put space to work.®

an Ali Group Company



The Spirit of Excellence



Under Counter Cup Cart
Separate and Sort Cups.

Store Separate & Sort.



Store, Separate, and Sort Cups.

The Under Counter Cup Cart organizes and efficiently stores to-go cups in one small footprint. This mobile solution makes the perfect add-on to any order-assembly work station. Under counter space is at a premium and often can be messy and underutilized. Nest this unit under counter to save space in the back-of-house.

The easy order part number includes everything pictured and ships in one box!



Pictured: CR1830CSU

Part #	Description	Nominal D x W x H (in.) (mm)	
CR1830CSU	18x30 Under Counter Cup Cart	18x30x15	457x762x381



Under Counter Cup Cart

Store, Separate, and Sort Cups

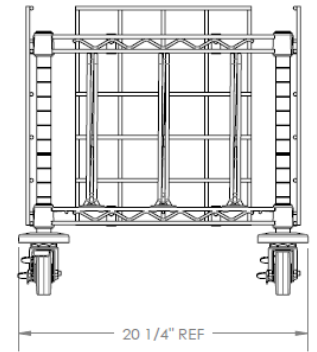
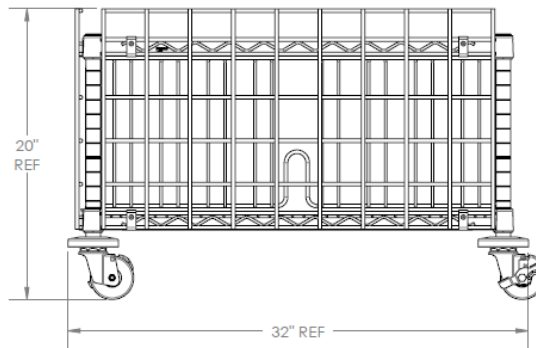
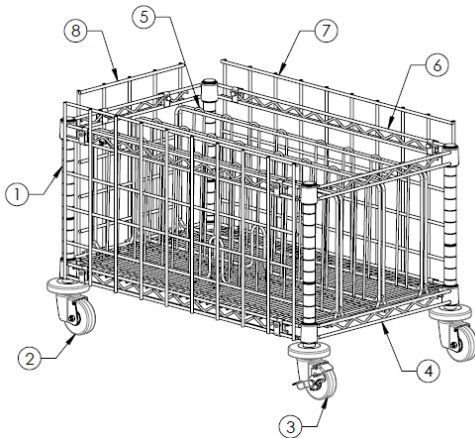
Streamline order assembly with the Metro® Under Counter Cup Cart. The unit comes equipped with three removeable dividers to keep cups of any size organized.

Two swivel casters and two swivel casters with brakes make the unit perfect to transport wherever business calls. Then, engage the brakes on the casters to lock it into place.

Add an Under Counter Cup Cart to any workstation to optimize the areas space.



Part #	Description	Nominal D x W x H (in.) (mm)		Approx. Pkg. Wt. (lbs.)
CR1830CSU	18x30 Under Counter Cup Cart	18x30x15	457x762x381	42.32



CR1830CSU Consists of:

Item #	Qty	Part #	Description
1	4	DD7657D	15" POST
2	2	L3RGY	3" SWIVEL CASTER
3	2	L3RGYB	3" SWIVEL/BRAKE CASTER
4	1	1830NC	18" X 30" CHROME WIRE SHELF
5	3	DD7617	30" SHELF DIVIDER
6	1	DD7654	18" X 30" CHROME 4-SIDED SINGLE SNAKE FRAME
7	2	DD7657A	WG1527C CHROME WIRE GRID
8	1	DD7657B	WG1512C CHROME WIRE GRID

Visit www.metro.com or call 1-800-992-1776.

L11-010 6/20

© 2020 InterMetro Industries Corporation, Wilkes-Barre, PA 18705



We put space to work.®

an Ali Group Company



The Spirit of Excellence