FOODSERVICE
PRODUCT CATALOG

METRO®

SHELVING
CARTS
WALL SHELVING
CABINETS & RACKS
WARE HANDLING
WORK STATIONS
FOOD CARRIERS

Delivering
Best-in-Class
**Shelving &
Cabinets**

ESP PRO™

ENHANCED SPACE PRODUCTIVITY

Put the PROS to work.

In any service business, speed and accuracy are the key to customer satisfaction. The easier it is to be able to perform job tasks correlates directly to profitability and employee performance.

Metro-certified ESP Pro™ specialists evaluate your process, your product, and your purpose to provide a complete system designed to help you work.

Increase productivity up to 2x

Increase accessible storage up to 40%

Sure storage can be higher, or deeper... or you may be able to squeeze in another fixture, but does that actually serve you best?

Metro-certified ESP Pro™ specialists evaluate all aspects of your process to provide space that actually works for you.

Inform & socialize.

LIKE US ON FACEBOOK
Participate in the latest trends, Metro culture, contests, product offerings and more...
www.facebook.com/MetroFoodserviceSolutions

WATCH US ON YOUTUBE
See the latest how to videos, product informational videos and industry entertainment.
www.metro.com/YouTube

FLY WITH US ON TWITTER
Help spread information fast. Learn the latest Metro news and retweet what interests you!
www.twitter.com/MetroFS

REACH OUT ON INSTAGRAM
Interact with industry leading experts, operators and product specialists.
www.instagram.com/metrofoodservice

CONNECT ON LINKEDIN
Keep informed on latest industry trends, productA opportunities, and Metro innovations.
www.linkedin.com/company/intermetroindustriescorp

Contents

Polymer Shelving Solutions.....8-29

MetroMax Platform Overview.....10-11
MetroMax i Shelves & Posts 12-13
MetroMax 4 Shelves & Posts 14-15
MetroMax Q Shelves & Posts 16-17
Casters, Pull & Push Handles.....18-19
Mobile Shelving Units & Utility Carts 20-21
MetroMax Platform Accessories 22-29

Wire and Solid Shelving Solutions 32-79

Wire/Polymer Hybrid Shelving 32-35
Easy-Adjust Shelving & Carts.....36-39
Wire Shelving, Carts & Trucks.....40-49
Casters & Accessories for Wire Shelving.....50-63
qwikSLOT Adjustable Shelving.....65-71
Shelving Storage Bins 72-73
Solid Shelving & Accessories 74-76
Light-Duty Wire Shelving & Accessories 77
Heavy-Duty Solid Shelving & Accessories 78-79

Wall Shelving, Workstations & Worktables 82-104

SmartWall Grid & Wall Shelving 82-90
PrepMate MultiStations.....91-92
SmartLever Multifunctional Workstations 93-95
SmartStation Productivity Workstations 96-97
Stainless Steel Worktables & Accessories 98-101
Heavy-Duty Work Tables & Accessories 102-104

High-Density Storage & Seismic Shelving.....108-121

High-Density Movable Aisle Shelving 108-111
Vertical High-Density Shelving 112-116
Seismic Shelving 117-121

Utility Carts, Dunnage & Security.....124-137

Polymer Utility Carts 124-127
Wire & Solid Utility Carts 128-129
Dunnage Racks & Shelves..... 130-131
Security Storage..... 132-137

Insulated Food Carriers 138-143
Mightylite Front Load Pan Carriers 140-142
Mightylite Top Load Pan Carriers 143

Thermal Cabinets & Racks 145-200
C5® Cabinet Line & Accessories 146-187
Stationary and Mobile Holding Cabinets 146-177
Heavy-Duty Heated Transport Cabinets 178-183
Heavy-Duty Mobile Refrigerators 184-187
Heated Banquet Cabinets & Accessories 188-194
Holding/Delivery/Storage Cabinets 195-196
Mobile Bun and Tray Racks 197-200

Ware Handling & Service Carts 202-207
"Poker Chip" Dish Dollies 204-205
Side-Load Dish and Tray Carts 206
Ware Handing Racks/Carts & Accessories 206-207
Ice Cart 207

Housekeeping & Specialty 208-221
Lodgix Housekeeping Carts 210-211
Lodgix Houserunner Carts & Folding Station 212
Valet and Amenity Carts & Stations 213-215
Mini Bar Restocking Cart 216
Linen Trucks & Carts 217-218
Totes & Bins 218
Merchandising 219
Beer and Wine Storage & Accessories 220-221

Terms and Conditions 256-258
Index ..... Inside Back Cover
Locations ..... Back Cover

Metro® stands alone.

Leading the industry in stability, mobility and efficiency.

MetroMax® i
The strongest, most versatile, corrosion proof shelving system in the world.

★★★★ Wet Environment
★★★★ Cleanability
★★★★ Abrasion Resistance
800lbs. (363kg) Shelf Capacity
$$$$ Relative Price

MICROBAN

MetroMax® 4
Corrosion proof performance, proven Metro stability, and unrivaled value.

★★★★ Wet Environment
★★★★ Cleanability
★★★★ Abrasion Resistance
600lbs. (272kg) Shelf Capacity
$$$ Relative Price

MICROBAN

MetroMax® Q
Quick adjustment, corrosion resistance and the strength of steel.

★★★ Wet Environment
★★★ Cleanability
★★★ Abrasion Resistance
800lbs. (363kg) Shelf Capacity
$$$ Relative Price

MICROBAN

Super Erecta Pro™
Durable & Cleanable. The Original...Reinnovated.

★★ Wet Environment
★★★ Cleanability
★★★ Abrasion Resistance
800lbs. (363kg) Shelf Capacity
$$ Relative Price

MICROBAN

Metroseal 3™
The Original Wire Shelving for Wet Environments.

★★ Wet Environment
★★ Cleanability
★★ Abrasion Resistance
800lbs. (363kg) Shelf Capacity
$ Relative Price

MICROBAN

Chrome Plated & BRITE
Basic Storage and Transport for Dry Environments.

Dry Environments
★ Cleanability
★★★★ Abrasion Resistance
800lbs. (363kg) Shelf Capacity
$ Relative Price

Type 304 Stainless Steel
Long Life Use in the Toughest Environments.

★★★★ Wet Environment
★★ Cleanability
★★★★ Abrasion Resistance
800lbs. (363kg) Shelf Capacity
$$$$$ Relative Price

Superior materials and design for every application.

Robust Corners and Frames • Proven Stability
Durable Finishes • Advanced Polymer Materials • Type 304 Stainless Steel
Easy-to-Adjust in Increments of 1" (25mm)

MICROBAN

MICROBAN® and the MICROBAN® symbol are registered trademarks of the Microban Products Company, Huntersville, NC.

NSF® SUPPORTS GOOD HACCP PROCESSES

Metro incorporates several elements in its product design to support cleaning protocols:

- Microban® antimicrobial product protection helps keep shelves "cleaner between cleanings" by inhibiting the growth of mold, mildew, fungus, and bacteria that cause odors and stains on the shelf surface.
- Advanced polymer and other proprietary finishes provide corrosion resistance
- Smooth rounded corners to allow for easier cleaning

MetroMax® i:
The strongest, most versatile, corrosion proof shelving system in the world.

MetroMax® 4:
The Corrosion proof performance, proven Metro stability, and unrivaled value.

MetroMax® Q:
Quick adjustment, corrosion resistance and the strength of steel.

Super Adjustable Super Erecta®:
The easiest to adjust wire shelving system ever.

qwikSLOT®:
Add-A-Shelf, Remove-A-Shelf… Instantly.

Super Erecta Pro®:
Durable and Cleanable. The original — reinnovated.

Super Erecta®:
The Original Wire Storage and Handling System.

Drop Mat®:
Provides density and containment economically.

Super Erecta® Solid:
A solid performer in the proven Super Erecta style.

Take confidence to the max.

MetroMax® All-Polymer Shelving System

MetroMax Shelving

CORROSION PROOF POLYMER & HYBRID POLYMER/WIRE SHELVING

MetroMax Shelving Overview 10-11
MetroMax i Shelves & Posts 12-13
MetroMax 4 Shelves & Posts 14-15
MetroMax Q Shelves & Posts 16-17
Casters, Pull & Push Handles 18-19
Mobile Shelving Units & Utility Carts 20-21
MetroMax Accessories 22-29

MetroMax®

Forever Shelving.

Stronger, cleaner, superior in any environment.

Interchangeable Posts

Interchangeable Shelves

PLUS NEW MetroMax 4 Grid Shelf (pictured) or Solid Shelf

MetroMax Q Grid Shelf

MetroMax i Solid Shelf

MetroMax i Grid Shelf

MetroMax i Heavy-Duty Grid Shelf

NSF · CLEAN DESIGN · PROTECTION THAT LIVES ON MICROBAN · SUPPORTS GOOD HACCP PROCESSES

MetroMax® Q

GOOD

RUST RESISTANT POLYMER & COATED WIRE
with Removable Shelf Mats

Quick adjustment, corrosion resistance and the strength of steel.

- **15-YEAR** CORROSION WARRANTY
- EASY-TO-CLEAN, REMOVABLE MATS
- HOLDS UP TO **800 LBS** (363kg) PER SHELF
  2000 LBS (907kg) PER UNIT
  1000 LBS (454kg) PER MOBILE UNIT

- DEPTHS: 18", 21", 24" [457, 530, 610mm]
- LENGTHS: 24/30/36/42/48/54/60/72" [610/760/914/1060/1219/1372/1524/1829mm]

MetroMax® 4

BETTER

100% RUST-PROOF ALL-POLYMER

Corrosion proof performance, proven Metro stability, and unrivaled value.

- **LIFETIME** CORROSION WARRANTY
- EASY-TO-CLEAN, REMOVABLE MATS
- HOLDS UP TO **600 LBS** (272kg) PER SHELF
  2000 LBS (907kg) PER UNIT
  750 LBS (340kg) PER MOBILE UNIT
- TEAR RESISTANT SURFACES

- DEPTHS: 18", 21", 24" [457, 530, 610mm]
- LENGTHS: 24/30/36/42/48/54/60" [610/760/914/1060/1219/1372/1524mm]

RFID friendly

MetroMax® i

BEST

100% RUST-PROOF ALL-POLYMER

with Super Strong Stainless Steel Corners

The strongest, most versatile, corrosion proof shelving system in the world.

- **LIFETIME** CORROSION WARRANTY
- EASY-TO-CLEAN, REMOVABLE MATS
- HOLDS UP TO **800 LBS** (363kg) PER SHELF
  2000 LBS (907kg) PER UNIT
  1000 LBS (454kg) PER MOBILE UNIT
- TEAR RESISTANT SURFACES

- DEPTHS: 18", 24" [457, 610mm]
- LENGTHS: 24/30/36/42/48/54/60/72" [610/760/914/1060/1219/1372/1524/1829mm]

RFID friendly

MetroMax® i Polymer Shelving — {9.20}

Standard Shelves

- Part number includes shelf with removable mats and one bag of wedges.

Nominal Width (in.)	Nominal Width (mm)	Length (in.)	Length (mm)	Approx. Pkd. Wt. (lbs.)	Approx. Pkd. Wt. (kg)	Cat. No. Shelf with Grid Mat	Approx. Pkd. Wt. (lbs.)	Approx. Pkd. Wt. (kg)	Cat. No. Shelf with Solid Mat
18	457	24	610	8.7	4.0	**MX1824G**	12.7	5.8	**MX1824F**
18	457	30	760	10.5	4.7	**MX1830G**	14.5	6.6	**MX1830F**
18	457	36	914	12.2	5.5	**MX1836G**	17.2	7.8	**MX1836F**
18	457	42	1060	13.9	5.3	**MX1842G**	20.1	9.1	**MX1842F**
18	457	48	1219	15.7	7.1	**MX1848G**	23.1	10.5	**MX1848F**
18	457	54	1372	17.5	7.9	**MX1854G**	21.5	9.7	**MX1854F**
18	457	60	1524	19.2	8.7	**MX1860G**	23.2	10.5	**MX1860F**
18	457	72	1829	22.5	10.2	**MX1872G**	27.5	12.5	**MX1872F**
24	610	24	610	12.2	5.5	**MX2424G**	14.2	6.4	**MX2424F**
24	610	30	760	13.9	6.3	**MX2430G**	15.9	7.2	**MX2430F**
24	610	36	914	15.6	7.1	**MX2436G**	19.6	8.9	**MX2436F**
24	610	42	1060	17.5	7.9	**MX2442G**	21.5	9.8	**MX2442F**
24	610	48	1219	19.3	8.7	**MX2448G**	25.3	11.5	**MX2448F**
24	610	54	1372	21.0	9.5	**MX2454G**	25.0	11.3	**MX2454F**
24	610	60	1524	22.8	10.5	**MX2460G**	26.8	12.1	**MX2460F**
24	610	72	1829	26.0	11.8	**MX2472G**	31.0	14.1	**MX2472F**

Actual Dimensions: Width: Add 1/4" (6mm) to nominal size. Length: Subtract 1/4" (6mm) from nominal size.
Maximum weight capacity evenly distributed: Up to and including 48" (1220mm) long shelf, 800 lbs. (363kg); 54" (1372mm) and longer, 600 lbs. (272kg).

Standard shelf with solid mat

Standard shelf with grid mat

Heavy-duty grid shelf

Heavy-Duty Dunnage Shelves

- Weight capacity per shelf evenly distributed: 1,200 lbs. (544kg) on shelves up to and including 48" (1220mm) long; 900 lbs. (408kg) for shelves 60" (1524mm) long.

Nominal Width (in.)	Nominal Width (mm)	Length (in.)	Length (mm)	Approx. Pkd. Wt. (lbs.)	Approx. Pkd. Wt. (kg)	Cat. No. Shelf with Grid Mat
24	610	36	914	21	9.5	**MHP2436G**
24	610	48	1220	27	12.2	**MHP2448G**
24	610	60	1524	33	15.0	**MHP2460G**

(Dunnage shelves are not recommended for use as part of an add-on unit with two posts.)

Polymer Posts

- Corrosion proof with built-in Microban antimicrobial product protection.
- Stationary posts include an adjustable leveling foot to compensate for uneven floors. Leveling foot can be adjusted 1" (25mm).

Nominal Height (in.)	Nominal Height (mm)	Approx. Pkd. Wt. (lbs.)	Approx. Pkd. Wt. (kg)	Cat. No. Stationary Post with Leveling Foot	Cat. No. Mobile Post for Stem Caster
9	228	0.3	0.15	—	**MX9UP**
13	330	0.5	0.2	**MX13P**	**MX13UP**
27	685	0.9	0.4	**MX27P**	**MX27UP**
33	838	1.0	0.5	**MX33P**	**MX33UP**
54	1372	1.6	0.7	**MX54P**	**MX54UP**
63	1600	1.8	0.8	**MX63P**	**MX63UP**
74	1880	2.2	1.0	**MX74P**	**MX74UP**
86	2184	3.0	1.4	**MX86P**	**MX86UP**

(Special height cut posts are available. Consult your Metro representative.)

PROTECTION THAT LIVES ON MICROBAN

NSF

NOTE: For maximum rigidity on heavily loaded carts, the steel posts may be used. See page 16 for models.

MetroMax® i Replacement Wedges

Bag of (4)
Cat. No. MX9985
MetroMax® i Wedges are not compatible with original MetroMax shelves and posts.

Post Clamp

Adds stability by joining posts of two separate units together. With it, each unit is supported by four posts and buttressed by the adjacent unit.
Cat. No. 9994X

Foot Plate

Use to add stability to the shelving unit or to bolt units to the floor.
Cat. No. Zinc 9993Z
Cat. No. Stainless Steel 9993S

Note: MetroMax® i shelves, posts, and wedges are not compatable with original MetroMax shelves and posts.

MetroMax® i Shelving Starter and Add-On Units – {9.10}

- Starter Units consist of four polymer posts and indicated number of MetroMax i shelves.
- Add-On Units consist of two polymer posts, indicated number of shelves, and two "S" Hooks per shelf, for attaching add-on unit to starter unit in an end-to-end configuration. To attach shelves at right angles, Intermediate "S" Hook Kits must be ordered separately.

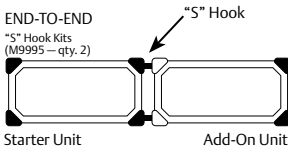

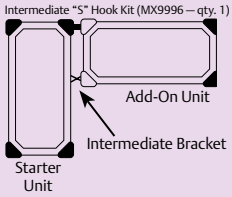

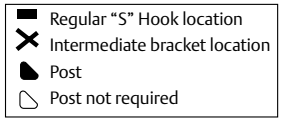

Add-On units with "S" hooks can only be attached to shelves supported by two or more posts.

4-Tier Unit with 63" posts

Nominal Width/Length (in.)	(mm)	Approx. Pkd. Wt. (lbs.)	(kg)	Cat. No. Starter Unit	Approx. Pkd. Wt. (lbs.)	(kg)	Cat. No. Add-On Unit
18x24	457x610	48.0	21.8	**X316GX3**	44.0	20.0	**AX316GX3**
18x30	457x760	52.0	23.6	**X326GX3**	48.0	21.8	**AX326GX3**
18x36	457x914	56.0	25.4	**X336GX3**	52.0	23.6	**AX336GX3**
18x42	457x1060	64.0	29.0	**X346GX3**	60.0	27.2	**AX346GX3**
18x48	457x1219	72.0	32.7	**X356GX3**	68.0	30.8	**AX356GX3**
18x60	457x1524	88.0	39.9	**X366GX3**	84.0	38.1	**AX366GX3**
18x72	457x1829	100.0	45.4	**X376GX3**	96.0	43.5	**AX376GX3**
24x24	610x610	54.0	24.5	**X516GX3**	50.0	22.7	**AX516GX3**
24x30	610x760	64.0	29.0	**X526GX3**	60.0	27.2	**AX526GX3**
24x36	610x914	68.0	30.8	**X536GX3**	64.0	29.0	**AX536GX3**
24x42	610x1060	76.0	34.5	**X546GX3**	72.0	32.7	**AX546GX3**
24x48	610x1219	84.0	38.1	**X556GX3**	80.0	36.3	**AX556GX3**
24x60	610x1524	92.0	41.7	**X566GX3**	88.0	39.9	**AX566GX3**
24x72	610x1829	116.0	52.6	**X576GX3**	112.0	50.8	**AX576GX3**

5-Tier Unit with 74" posts

Approx. Pkd. Wt. (lbs.)	(kg)	Cat. No. Starter Unit	Approx. Pkd. Wt. (lbs.)	(kg)	Cat. No. Add-On Unit
60.0	27.2	**5X317GX3**	55.0	24.9	**5AX317GX3**
65.0	29.5	**5X327GX3**	60.0	27.2	**5AX327GX3**
70.0	31.8	**5X337GX3**	65.0	29.5	**5AX337GX3**
80.0	36.3	**5X347GX3**	75.0	34.0	**5AX347GX3**
90.0	40.8	**5X357GX3**	85.0	38.6	**5AX357GX3**
110.0	49.9	**5X367GX3**	105.0	47.6	**5AX367GX3**
125.0	56.7	**5X377GX3**	120.0	54.4	**5AX377GX3**
65.0	29.5	**5X517GX3**	60.0	27.2	**5AX517GX3**
80.0	36.3	**5X527GX3**	75.0	34.0	**5AX527GX3**
85.0	38.6	**5X537GX3**	80.0	36.3	**5AX537GX3**
95.0	43.1	**5X547GX3**	90.0	40.8	**5AX547GX3**
105.0	47.6	**5X557GX3**	100.0	45.4	**5AX557GX3**
115.0	52.2	**5X567GX3**	110.0	49.9	**5AX567GX3**
145.0	65.8	**5X577GX3**	140.0	63.5	**5AX577GX3**

Actual Dimensions: Width: Add 1/4" (6mm) to nominal size.
Length: Subtract 1/4" (6mm) from nominal size.

5-Tier Unit with 74" posts (4) Grid (1) Solid Shelves

Nominal Width/Length (in.)	(mm)	Approx. Pkd. Wt. (lbs.)	(kg)	Cat. No. Starter Unit
18x24	457x610	56.4	25.6	**5X317HX3**
18x36	457x914	74.8	33.9	**5X337HX3**
18x48	457x1219	94.5	42.9	**5X357HX3**
18x60	457x1524	108.8	49.4	**5X367HX3**

5-Tier Unit with 74" posts (4) Grid (1) Solid Shelves

Nominal Width/Length (in.)	(mm)	Approx. Pkd. Wt. (lbs.)	(kg)	Cat. No. Starter Unit
24x24	610x610	71.7	32.5	**5X517HX3**
24x36	610x914	91.0	41.3	**5X537HX3**
24x48	610x1219	111.1	50.4	**5X557HX3**
24x60	610x1524	126.6	57.4	**5X567HX3**

Actual Dimensions: Width: Add 1/4" (6mm) to nominal size
Length: Subtract 1/4" (6mm) from nominal size.

Needed for Corner (Right Angle) Configurations

Corner Add-on "S" Hook Kits – {9.10}

For Add-on Units.

x4

Four-tier Corner Unit
Cat. No. MXCNR4

x5

Five-tier Corner Unit
Cat. No. MXCNR5

"S" Hook Kits – {9.25} For individual shelves.

MetroMax® i "S" Hook Kit

Add on shelving to existing units using two posts instead of four. Kit includes one "S" hook and one corner adapter plug. Two kits required per storage level when configuring units end-to-end.
Cat. No. **M9995**

MetroMax® i Intermediate "S" Hook Kit

Required when joining units at right angles with open corner and no post. Intermediate bracket connects a shelf corner to the front beam of the adjoining shelf. Kit includes one intermediate bracket, two "S" Hooks, and two corner adapter plugs. One required per storage level.
Cat. No. **MX9996**

Corner adapter (plug) fits MetroMax i

MetroMax® 4 Polymer Shelves — {9.22}

Standard Shelves.

- All-polymer shelves with removable 6" (152mm) wide shelf mats.
- Compatible on the same shelving units with MetroMax i and MetroMax Q shelves.
- Part number includes shelf with removable shelf mats and one bag of wedges.

Nominal Width/Length (in.)	(mm)	Approx. Pkd. Wt. (lbs.)	(kg)	Cat. No. Shelf w/ grid Mats	Approx. Pkd. Wt. (lbs.)	(kg)	Cat. No. Shelf w/ Solid Mats
18x24	457x610	6.3	2.9	**MAX4-1824G**	6.5	3.0	**MAX4-1824F**
18x30	457x760	7.4	3.4	**MAX4-1830G**	7.7	3.5	**MAX4-1830F**
18x36	457x914	8.8	4.0	**MAX4-1836G**	9.2	4.2	**MAX4-1836F**
18x42	457x1060	9.6	4.3	**MAX4-1842G**	10.0	4.5	**MAX4-1842F**
18x48	457x1219	10.8	4.9	**MAX4-1848G**	11.3	5.1	**MAX4-1848F**
18x54	457x1372	11.7	5.3	**MAX4-1854G**	12.3	5.6	**MAX4-1854F**
18x60	457x1524	12.8	5.8	**MAX4-1860G**	13.5	6.1	**MAX4-1860F**
21x24	530x610	6.9	3.1	**MAX4-2124G**	7.2	3.2	**MAX4-2124F**
21x30	530x760	8.1	3.7	**MAX4-2130G**	8.5	3.8	**MAX4-2130F**
21x36	530x914	9.6	4.4	**MAX4-2136G**	10.1	4.6	**MAX4-2136F**
21x42	530x1060	10.5	4.8	**MAX4-2142G**	11.0	5.0	**MAX4-2142F**
21x48	530x1219	11.9	5.4	**MAX4-2148G**	12.5	5.7	**MAX4-2148F**
21x54	530x1372	12.9	5.9	**MAX4-2154G**	13.6	6.2	**MAX4-2154F**
21x60	530x1524	14.2	6.4	**MAX4-2160G**	15.0	6.8	**MAX4-2160F**
24x24	610x914	7.3	3.3	**MAX4-2424G**	7.8	3.5	**MAX4-2424F**
24x30	610x1060	8.8	4.0	**MAX4-2430G**	9.3	4.2	**MAX4-2430F**
24x36	610x1219	10.5	4.8	**MAX4-2436G**	11.0	5.0	**MAX4-2436F**
24x42	610x1524	11.8	5.4	**MAX4-2442G**	12.3	5.6	**MAX4-2442F**
24x48	610x1219	13.1	5.9	**MAX4-2448G**	13.9	6.3	**MAX4-2448F**
24x54	610x1372	14.3	6.5	**MAX4-2454G**	15.4	7.0	**MAX4-2454F**
24x60	610x1524	15.5	7.0	**MAX4-2460G**	17.0	7.7	**MAX4-2460F**

Actual Dimensions: Width: Add 1/2" (13mm) to nominal size. Length: Subtract 1/16" (1.6mm) from nominal size.
Maximum weight capacity evenly distributed: up to and including 48" (1219mm) long shelf, 600 lbs. (272kg); 54" (1372mm) and larger, 500 lbs. (227kg).

NOTE: For extra heavy loads exceeding 600 lbs. MetroMax i shelves can be added to MetroMax 4 units.



Removable
wash-machine friendly mats.

PROTECTION THAT LIVES ON MICROBAN

NSF

Polymer Posts

- Corrosion proof with built-in Microban antimicrobial product protection.
- Stationary posts include an adjustable leveling foot to compensate for uneven floors. Leveling foot can be adjusted 1" (25mm).

Nominal Height (in.)	(mm)	Approx. Pkd. Wt. (lbs.)	(kg)	Cat. No. Stationary Post with Leveling Foot	Cat. No. Mobile Post for Stem Caster
9	228	0.3	0.15	—	**MX9UP**
13	330	0.5	0.2	**MX13P**	**MX13UP**
27	685	0.9	0.4	**MX27P**	**MX27UP**
33	838	1.0	0.5	**MX33P**	**MX33UP**
54	1372	1.6	0.7	**MX54P**	**MX54UP**
63	1600	1.8	0.8	**MX63P**	**MX63UP**
74	1880	2.2	1.0	**MX74P**	**MX74UP**
86	2184	3.0	1.4	**MX86P**	**MX86UP**

(Special height cut posts are available. Consult your Metro representative.)

NOTE: For maximum rigidity on heavily loaded carts, the steel posts may be used. See page 16 for models.

MetroMax® 4 Replacement Wedges

Bag of (4)
Cat. No. MAX4-9985

Post Clamp

Adds stability by joining posts of two separate units together. With it, each unit is supported by four posts and buttressed by the adjacent unit.
Cat. No. **9994X**

Foot Plate

Use to add stability to the shelving unit or to bolt units to the floor.
Cat. No. Zinc **9993Z**
Cat. No. Stainless Steel **9993S**

MetroMax® 4 Shelving Starter and Add-On Units {9.12}

- Starter Units consist of four polymer posts and indicated number of MetroMax 4 shelves.
- Add-On Units consist of two polymer posts, indicated number of shelves, and two "S" Hooks per shelf, for attaching add-on unit to starter unit in an end-to-end configuration. To attach shelves at right angles, Corner "S" Hook Kits must be ordered separately.

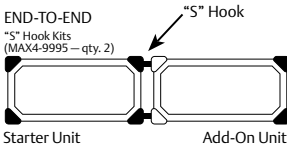

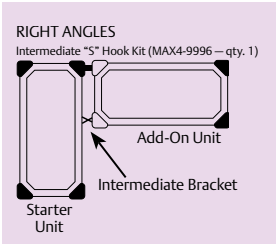

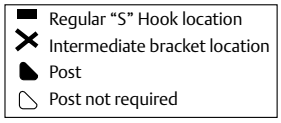

Add-On units with "S" hooks can only be attached to shelves supported by two or more posts.

4-Tier Grid Shelf Unit with 63" posts

Nominal Width/Length (in.)	(mm)	Approx. Pkd. Wt. (lbs.)	(kg)	Cat. No. Starter Unit	Approx. Pkd. Wt. (lbs.)	(kg)	Cat. No. Add-On Unit
18x24	457x610	32.5	14.7	**X316G4**	30.5	13.8	**AX316G4**
18x30	457x760	36.9	16.7	**X326G4**	34.9	15.8	**AX326G4**
18x36	457x914	42.6	19.3	**X336G4**	40.6	18.4	**AX336G4**
18x42	457x1060	45.5	20.7	**X346G4**	43.5	19.8	**AX346G4**
18x48	457x1219	50.3	22.8	**X356G4**	48.3	21.9	**AX356G4**
18x60	457x1524	58.6	26.6	**X366G4**	56.6	25.7	**AX366G4**
21x24	530x610	34.8	15.8	**X416G4**	32.8	14.9	**AX416G4**
21x30	530x760	39.7	18.0	**X426G4**	37.7	17.1	**AX426G4**
21x36	530x914	45.7	20.7	**X436G4**	43.7	19.8	**AX436G4**
21x42	530x1060	49.3	22.4	**X446G4**	47.3	21.5	**AX446G4**
21x48	530x1219	54.7	24.8	**X456G4**	52.7	23.9	**AX456G4**
21x60	530x1524	63.9	29.0	**X466G4**	61.9	28.1	**AX466G4**
24x24	610x610	36.4	16.5	**X516G4**	34.4	15.6	**AX516G4**
24x30	610x760	42.4	19.2	**X526G4**	40.4	18.3	**AX526G4**
24x36	610x914	49.2	22.3	**X536G4**	47.2	21.4	**AX536G4**
24x42	610x1060	54.4	24.7	**X546G4**	52.4	23.8	**AX546G4**
24x48	610x1219	59.6	27.0	**X556G4**	57.6	26.1	**AX556G4**
24x60	610x1524	69.2	31.4	**X566G4**	67.2	30.5	**AX566G4**

Actual Dimensions: Width: Add 1/2" (13mm) to nominal size. Length: Subtract 1/16" (2mm) from nominal size.

5-Tier Grid Shelf Unit with 74" posts

Approx. Pkd. Wt. (lbs.)	(kg)	Cat. No. Starter Unit	Approx. Pkd. Wt. (lbs.)	(kg)	Cat. No. Add-On Unit
40.4	18.3	**5X317G4**	38.0	17.2	**5AX317G4**
45.9	20.8	**5X327G4**	43.5	19.7	**5AX327G4**
53.0	24.1	**5X337G4**	50.6	23.0	**5AX337G4**
56.7	25.7	**5X347G4**	54.3	24.6	**5AX347G4**
62.7	28.4	**5X357G4**	60.3	27.4	**5AX357G4**
73.0	33.1	**5X367G4**	70.6	32.0	**5AX367G4**
43.3	19.6	**5X417G4**	40.9	18.5	**5AX417G4**
49.4	22.4	**5X427G4**	47.0	21.3	**5AX427G4**
56.9	25.8	**5X437G4**	54.5	24.7	**5AX437G4**
61.4	27.9	**5X447G4**	59.0	26.8	**5AX447G4**
68.2	30.9	**5X457G4**	65.8	29.8	**5AX457G4**
79.7	36.1	**5X467G4**	77.3	35.0	**5AX467G4**
45.3	20.5	**5X517G4**	42.9	19.5	**5AX517G4**
52.8	23.9	**5X527G4**	50.4	22.9	**5AX527G4**
61.3	27.8	**5X537G4**	58.9	26.7	**5AX537G4**
67.8	30.8	**5X547G4**	65.4	29.7	**5AX547G4**
74.3	33.7	**5X557G4**	71.9	32.6	**5AX557G4**
86.3	39.1	**5X567G4**	83.9	38.1	**5AX567G4**

5-Tier Unit with 74" posts (4) Grid (1) Solid Shelves

Nominal Width/Length (in.)	(mm)	Approx. Pkd. Wt. (lbs.)	(kg)	Cat. No. Starter Unit
18x24	457x610	40.6	18.4	**5X317H4**
18x36	457x914	53.4	24.2	**5X337H4**
18x48	457x1219	63.2	28.7	**5X357H4**
18x60	457x1524	73.7	33.4	**5X367H4**

Actual Dimensions: Width: Add 1/2" (13mm) to nominal size. Length: Subtract 1/16" (2mm) from nominal size.

5-Tier Unit with 74" posts (4) Grid (1) Solid Shelves

Nominal Width/Length (in.)	(mm)	Approx. Pkd. Wt. (lbs.)	(kg)	Cat. No. Starter Unit
24x24	610x610	45.8	20.8	**5X517H4**
24x36	610x914	61.8	28.0	**5X537H4**
24x48	610x1219	75.1	34.1	**5X557H4**
24x60	610x1524	87.8	39.8	**5X567H4**

Needed for Corner (Right Angle) Configurations

Corner Add-on "S" Hook Kits — {9.12}

For Add-on Units.

x4

Four-tier Corner Unit
Cat. No. MAX4-CNR4

x5

Five-tier Corner Unit
Cat. No. MAX4-CNR5

"S" Hook Kits — {9.25} For individual shelves.

Intermediate "S" Hook Kit

MetroMax® 4 Intermediate "S" Hook Kit

Required when joining units at right angles with open corner and no post. Kit includes one intermediate bracket, one "S" Hooks, and two corner adapter plugs.
Cat. No. **MAX4-9996**

Standard "S" Hook Kit

MetroMax® 4 "S" Hook Kit

Kit includes one "S" hook and one corner adapter plug. Two kits required per storage level when configuring units end-to-end.
Cat. No. **MAX4-9995**

Removable
wash-machine friendly mats.

NSF

PROTECTION THAT LIVES ON MICROBAN

MetroMax® Q Shelving — {9.21}

Standard Shelves

- Part number includes shelf with removable mats and one bag of wedges.

Nominal Width (in.)	(mm)	Nominal Length (in.)	(mm)	Approx. Pkd. Wt. (lbs.)	(kg)	Cat. No. Shelf with Grid Mats
18	457	24	610	6.2	2.8	**MQ1824G**
18	457	30	760	8.0	3.6	**MQ1830G**
18	457	36	914	9.7	4.4	**MQ1836G**
18	457	42	1060	11.4	5.2	**MQ1842G**
18	457	48	1219	13.2	6.0	**MQ1848G**
18	457	54	1372	15.0	6.8	**MQ1854G**
18	457	60	1524	16.7	7.6	**MQ1860G**
18	457	72	1829	20.0	9.1	**MQ1872G**
21	530	24	610	8.0	3.6	**MQ2124G**
21	530	30	760	9.7	4.4	**MQ2130G**
21	530	36	914	11.4	5.2	**MQ2136G**
21	530	42	1060	12.8	5.8	**MQ2142G**
21	530	48	1219	14.5	6.6	**MQ2148G**
21	530	54	1372	16.7	7.6	**MQ2154G**
21	530	60	1524	18.5	8.4	**MQ2160G**
21	530	72	1829	21.7	9.9	**MQ2172G**
24	610	24	610	9.7	4.4	**MQ2424G**
24	610	30	760	11.4	5.2	**MQ2430G**
24	610	36	914	13.1	6.0	**MQ2436G**
24	610	42	1060	14.1	6.4	**MQ2442G**
24	610	48	1219	15.8	7.1	**MQ2448G**
24	610	54	1372	18.5	8.4	**MQ2454G**
24	610	60	1524	20.3	9.2	**MQ2460G**
24	610	72	1829	23.5	10.7	**MQ2472G**

Actual Dimensions: Width: Add 3/8" (10mm) to nominal size. Length: Subtract 5/16" (5mm) from nominal size.
Maximum weight capacity evenly distributed: Up to and including 48" (1220mm) long shelf, 800 lbs. (363kg); 54" (1372mm) and longer, 600 lbs. (272kg).
NOTE: The current MetroMax® Q shelves with the blue S-hook plugs have different actual measurements than original MetroMax Q shelves manufactured in March 2009 and earlier and cannot be mixed on the same shelving units.

Posts

- Epoxy coated steel and polymer posts have Microban antimicrobial product protection.
- Stationary posts include an adjustable leveling foot to compensate for uneven floors. Leveling foot can be adjusted 1" (25mm).
- When mounting a shelving unit to a dolly base, stationary posts are used.

		STEEL				POLYMER			
Nominal Height (in.)	(mm)	Approx. Pkd. Wt. (lbs.)	(kg)	Cat. No. Stationary Post with Leveling Foot	Cat. No. Mobile Post for Stem Caster	Approx. Pkd. Wt. (lbs.)	(kg)	Cat. No. Stationary Post with Leveling Foot	Cat. No. Mobile Post for Stem Caster
9	228	0.3	0.15	—	—			—	**MX9UP**
13	370	1.0	0.5	**MQ13PE**	**MQ13UPE**	0.5	0.2	**MX13P**	**MX13UP**
27	685	2.0	0.9	**MQ27PE**	**MQ27UPE**	0.9	0.4	**MX27P**	**MX27UP**
33	875	2.5	1.1	**MQ33PE**	**MQ33UPE**	1.0	0.5	**MX33P**	**MX33UP**
54	1370	4.0	1.8	**MQ54PE**	**MQ54UPE**	1.6	0.7	**MX54P**	**MX54UP**
63	1585	4.5	2.0	**MQ63PE**	**MQ63UPE**	1.8	0.8	**MX63P**	**MX63UP**
70	1778	5.0	2.3	—	**MQ70UPE**			—	—
74	1890	5.5	2.5	**MQ74PE**	**MQ74UPE**	2.2	1.0	**MX74P**	**MX74UP**
86	2195	6.5	2.9	**MQ86PE**	**MQ86UPE**	3.0	1.4	**MX86P**	**MX86UP**

(Special height cut posts are available. Consult your Metro representative.)

MetroMax® Q Replacement Wedges

Bag of (4)
Cat. No. MQ9985

MetroMax® Q Wedges are compatible with original MetroMax Q shelves and posts.

MetroMax® Q Shelving Starter and Add-On Units — {9.11}

- Starter Units consist of four epoxy-coated steel posts and indicated number of MetroMax Q shelves.
- Add-On Units consist of two epoxy-coated steel posts, indicated number of shelves, and two "S" Hooks per shelf, for attaching shelf to adjacent unit in an end-to-end configuration. To attach shelves at right angles, Intermediate "S" Hook Kits must be ordered separately.

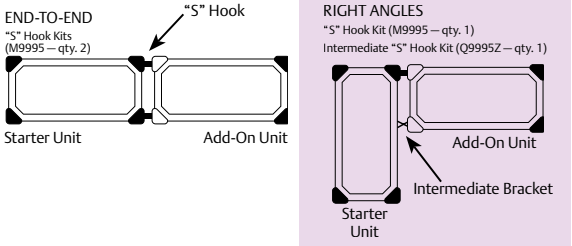

Regular "S" Hook location
Intermediate bracket location
Post
Post not required

Add-On units with "S" hooks can only be attached to shelves supported by two or more posts.

4-Tier Unit with 63" posts

Nominal Width/Length (in.)	(mm)	Approx. Pkd. Wt. (lbs.)	(kg)	Cat. No. Starter Unit	Approx. Pkd. Wt. (lbs.)	(kg)	Cat. No. Add-On Unit
18x24	457x610	41.5	18.8	**Q316G3**	32.5	14.7	**AQ316G3**
18x30	457x760	47.5	21.5	**Q326G3**	34.5	15.6	**AQ326G3**
18x36	457x914	53.5	24.3	**Q336G3**	40.5	18.4	**AQ336G3**
18x42	457x1060	59.5	27.0	**Q346G3**	46.5	21.1	**AQ346G3**
18x48	457x1219	65.5	29.7	**Q356G3**	65.2	29.6	**AQ356G3**
18x60	457x1524	53.5	24.3	**Q366G3**	64.5	29.3	**AQ366G3**
18x72	457x1829	89.5	40.6	**Q376G3**	86.5	39.2	**AQ376G3**
21x24	530x610	46.3	21.0	**Q416G3**	34.3	15.6	**AQ416G3**
21x30	530x760	52.3	23.7	**Q426G3**	39.3	17.8	**AQ426G3**
21x36	530x914	57.9	26.3	**Q436G3**	44.9	20.4	**AQ436G3**
21x42	530x1060	67.1	30.4	**Q446G3**	54.1	24.5	**AQ446G3**
21x48	530x1219	72.7	33.0	**Q456G3**	59.7	27.1	**AQ456G3**
21x60	530x1524	86.3	39.1	**Q466G3**	73.3	33.2	**AQ466G3**
21x72	530x1829	98.3	44.6	**Q476G3**	85.3	38.7	**AQ476G3**
24x24	610x610	49.5	22.5	**Q516G3**	36.5	16.6	**AQ516G3**
24x30	610x760	57.5	26.1	**Q526G3**	44.5	20.2	**AQ526G3**
24x36	610x914	65.5	29.7	**Q536G3**	52.5	23.8	**AQ536G3**
24x42	610x1060	73.5	33.3	**Q546G3**	60.5	27.4	**AQ546G3**
24x48	610x1219	81.5	37.0	**Q556G3**	68.5	31.1	**AQ556G3**
24x60	610x1524	77.5	35.2	**Q566G3**	84.5	38.3	**AQ566G3**
24x72	610x1829	113.5	51.5	**Q576G3**	100.5	45.6	**AQ576G3**

Actual Dimensions: Width: Add 3/8" (10mm) to nominal size. Length: Subtract 3/16" (5mm) from nominal size.

5-Tier Unit with 74" posts

Approx. Pkd. Wt. (lbs.)	(kg)	Cat. No. Starter Unit	Approx. Pkd. Wt. (lbs.)	(kg)	Cat. No. Add-On Unit
50.4	22.9	**5Q317G3**	40.4	18.3	**5AQ317G3**
57.9	26.3	**5Q327G3**	47.9	21.7	**5AQ327G3**
65.4	29.7	**5Q337G3**	55.4	25.1	**5AQ337G3**
72.9	33.1	**5Q347G3**	62.9	28.5	**5AQ347G3**
80.4	36.5	**5Q357G3**	70.4	31.9	**5AQ357G3**
95.4	43.3	**5Q367G3**	85.4	38.7	**5AQ367G3**
110.4	50.1	**5Q377G3**	100.4	45.5	**5AQ377G3**
56.4	25.6	**5Q417G3**	46.4	21.0	**5AQ417G3**
63.1	28.6	**5Q427G3**	53.1	24.1	**5AQ427G3**
70.9	32.2	**5Q437G3**	60.9	27.6	**5AQ437G3**
82.1	37.2	**5Q447G3**	72.1	32.7	**5AQ447G3**
89.4	40.5	**5Q457G3**	79.4	36.0	**5AQ457G3**
106.4	48.3	**5Q467G3**	96.4	43.7	**5AQ467G3**
121.4	55.1	**5Q477G3**	111.4	50.5	**5AQ477G3**
56.4	25.6	**5Q517G3**	46.4	21.0	**5AQ517G3**
66.4	30.1	**5Q527G3**	56.4	25.6	**5AQ527G3**
76.4	34.7	**5Q537G3**	65.4	29.7	**5AQ537G3**
86.4	39.2	**5Q547G3**	78.4	35.6	**5AQ547G3**
96.4	43.7	**5Q557G3**	86.4	39.2	**5AQ557G3**
116.4	52.8	**5Q567G3**	106.4	48.3	**5AQ567G3**
136.4	61.9	**5Q577G3**	126.4	57.3	**5AQ577G3**

To attach shelves at right angles, one Intermediate "S" Hook Kit needed per shelf.

Intermediate "S"
Hook Kit
Cat. No. **Q9995Z**

"S" Hook Kits — For individual shelves.

"S" Hook
Cat. No. **M9995**

MetroMax® Q "S" Hook Kit — {9.25}

Add on shelving using two posts instead of four. Includes one "S" hook. Two kits required per level when configuring units end-to-end.
Cat. No. **M9995**

Note: Collar/hole plug is designed for use with MetroMax i shelves only.

Intermediate"S"
Hook Kit
Cat. No. **Q9995Z**

MetroMax® Q Intermediate "S" Hook Kit

Use when configuring MetroMax Q Starter and Add-On Units at right angles.
Cat. No. **Q9995Z**

Go mobile.

Add casters to any shelving unit to add versatility.

MetroMax® Stem Casters — {9.25}

For use with either polymer or steel stem caster posts.

- Promotes easy cleaning. Casters allow shelving units to be moved easily for access to floors and walls.
- Efficient Transport: Create a cart to efficiently move supplies throughout a facility or campus.

5PCX

5PCBX

5MPX

Rigid stem casters are often ordered two per unit for improved tracking and handling. Rigid caster channel are provided with each two rigid stem casters at no charge.

Polymer Stem Casters — {9.25}

Innovative polymer stem casters offer corrosion resistance and enhanced durability. Appropriate for all medium-duty mobile applications. Bumpers included.

- All-polymer horn, stainless axle, and hardware.
- 5" (127mm) diameter polyurethane, flat wheel tread.
- Sleeve style axle bearing and optional toe-operated brake mechanism

Wheel Diameter (in.)	Wheel Diameter (mm)	Face (in.)	Face (mm)	Load Rating (lbs.)	Load Rating (kg)	Type	Temperature Range (Continuous Usage) (Fahrenheit)	Temperature Range (Continuous Usage) (Celsius)	Approx. Pkd. Wt. (lbs.)	Approx. Pkd. Wt. (kg)	Cat. No.	Cat. No. Antimicrobial
5	127	1 1/4	32	300	135	Stem/Swivel	-20°-120°	-29°-49°	2	0.9	**5PCX**	**5PCXM**
5	127	1 1/4	32	300	135	Stem/Brake	-20°-120°	-29°-49°	2	0.9	**5PCBX**	**5PCBXM**
5	127	1 1/4	32	300	135	Stem/Rigid*	-20°-120°	-29°-49°	2	0.9	**5PCRX**	—

***Note 1:** Rigid casters are held in place by a connecting channel. When ordering, shelf width **must** be provided. Rigid connecting channel (aluminum) for 5PCRX caster: Cat. No. P18RC, P21RC, P24RC.
Note 2: Not suitable for cart wash and autoclave applications.

Standard Stem Casters — {9.25}

- Plated caster horns and hardware. Bumper included with each caster.
- Swivel, Swivel with Brakes, and Rigid Caster options available.

Wheel Diameter (in.)	Wheel Diameter (mm)	Face (in.)	Face (mm)	Load Rating (lbs.)	Load Rating (kg)	Type	Wheel Tread	Temperature Range (Continuous Usage) (Fahrenheit)	Temperature Range (Continuous Usage) (Celsius)	Approx. Pkd. Wt. (lbs.)	Approx. Pkd. Wt. (kg)	Cat. No.
5	127	1 1/4	32	200	90	Stem/Swivel	Resilient, Flat	-30°-160°	-34°-71°	2 1/2	1.1	**5MX**
5	127	1 1/4	32	200	90	Stem/Brake	Resilient, Flat	-30°- 160°	-34°-71°	2 5/8	1.2	**5MBX**
5	127	1 1/4	32	200	90	Stem/Rigid*	Resilient, Flat	-30°- 160°	-34°-71°	3 1/2	1.5	**5MRX**
5	127	1 1/4	32	250	113	Stem/Swivel	High Modulus Donut	-40°-180°	-40°-82°	2 1/2	1.1	**5MDXA**
5	127	1 1/4	32	250	113	Stem/Brake	High Modulus Donut	-40°-180°	-40°-82°	2 5/8	1.2	**5MDBXA**
5	127	1 1/4	32	250	113	Stem/Rigid*	High Modulus Donut	-40°-180°	-40°-82°	2 3/8	1.1	**5MDRXA**
5	127	1 1/4	32	300	135	Stem/Swivel	Polyurethane, Flat	-30°-180°	-34°-82°	2 1/8	0.9	**5MPX**
5	127	1 1/4	32	300	135	Stem/Brake	Polyurethane, Flat	-30°-180°	-34°-82°	2 1/4	1	**5MPBX**
5	127	1 1/4	32	300	135	Stem/Rigid*	Polyurethane, Flat	-30°-180°	-34°-82°	2	0.9	**5MPRX**

***Note:** Rigid casters are held in place by a connecting channel. When ordering, shelf width **must** be provided. Rigid connecting channel (stainless steel): Cat. No. 18RS, 21RS, or 24RS.

Stainless Steel Cart-Washable Stem Casters — {9.25}

- Stainless horn, axle, and stem with sealed bearings. Bumper included with each caster.

Wheel Diameter (in.)	Wheel Diameter (mm)	Face (in.)	Face (mm)	Load Rating (lbs.)	Load Rating (kg)	Type	Wheel Tread	Temperature Range (Continuous Usage) (Fahrenheit)	Temperature Range (Continuous Usage) (Celsius)	Approx. Pkd. Wt. (lbs.)	Approx. Pkd. Wt. (kg)	Cat. No.
5	127	1 1/4	32	300	135	Stem/Swivel	Polyurethane, Flat	-30°-180°	-34°-82°	2 1/8	0.9	**5MPXGSA**
5	127	1 1/4	32	300	135	Stem/Brake	Polyurethane, Flat	-30°-180°	-34°-82°	2 1/4	1	**5MPBXGSA**
5	127	1 1/4	32	300	135	Stem/Rigid*	Polyurethane, Flat	-30°-180°	-34°-82°	2	0.9	**5MPRXGSA**

***Note:** Rigid casters are held in place by a connecting channel. When ordering, shelf width **must** be provided. Rigid connecting channel (stainless steel): Cat. No. 18RS, 21RS, or 24RS.

Replacement Bumper — tri-lobal polymer or steel post.
Cat. No. **M9992DBX**

Handle it.

Adding stainless steel handles to shelving puts you in control.

- Use handles on mobile units to improve maneuverability and ergonomics.
- Handles are compatible with MetroMax® i, MetroMax® 4,and MetroMax® Q units.
- Corrosion proof Type 304 stainless steel construction offers long lasting performance.

Tri-Lobal Adapters
Included with handles.

Tri-Lobal Adapter Replacements

Cat. No. **MTLA**
Bag of 4 assemblies

MTLA adapters are designed to work with MetroMax i, MetroMax 4, and MetroMax Q and are not compatible with original MetroMax.

Extended and Easy-Grip Handles are compatible with original MetroMax Q shelves.

Extended Handle — {9.25}

Fits Shelf Depth (in.)	Fits Shelf Depth (mm)	Extension Depth (Post to Edge of Handle) (in.)	Extension Depth (Post to Edge of Handle) (mm)	Approx. Pkd. W.t (lbs.)	Approx. Pkd. W.t (kg)	i, 4, and Q Cat. No.
18	457	4.5	113	2.5	1.1	**MEH18S**
24	610	4.5	113	2.8	1.3	**MEH24S**

NOTE: Stainless steel fasteners are provided with each handle to secure the handle to the post for heavier duty applications



Easy-Grip Handle — {9.25}

Fits Shelf Depth (in.)	Fits Shelf Depth (mm)	Extension Depth (Post to Edge of Handle) (in.)	Extension Depth (Post to Edge of Handle) (mm)	Approx. Pkd. W.t (lbs.)	Approx. Pkd. W.t (kg)	i, 4, and Q Cat. No.
18	457	6	151	2.5	1.1	**MERGH18S**
24	610	6	151	3.0	1.4	**MERGH24S**

NOTE: Stainless steel fasteners are provided with each handle to secure the handle to the post for heavier duty applications

MetroMax® i
4-Tier with Open Grid
or Solid Shelves

MetroMax® i
5-Tier with Solid Bottom Shelf

MetroMax® i — Stem Caster Carts — {9.13}

- Corrosion proof shelves and posts; removable polymer mats.
- 4-Tier Units consist of four shelves, MX63UP posts 63" (1600mm), wedge connectors and choice of resilient rubber or polyurethane casters.
- 5-Tier Units consist of 5 shelves (4 open grid, 1 MetroMax i solid), 74" (1880mm) posts, wedge connectors, and polyurethane casters.
- Weight Capacity of cart: models with resilient rubber casters: 600 lbs. (272kg); models with polyurethane casters: 900 lbs. (408kg)

4-Tier Open Grid Mats — Unit Height 67 5/16 (1710mm)

Nominal Width/Length (in.)	(mm)	Approx. Pkd. Wt. (lbs.)	(kg)	Cat. No. 2-Swivel, 2-Brake Resilient Rubber Casters	Cat. No. 2-Swivel, 2-Brake Polyurethane Casters
18x36	457x914	74	33	**X336BGX3**	**X336EGX3**
18x48	457x1219	86	38	**X356BGX3**	**X356EGX3**
18x60	457x1524	98	44	**X366BGX3**	**X366EGX3**
24x36	610x914	82	37	**X536BGX3**	**X536EGX3**
24x48	610x1219	98	44	**X556BGX3**	**X556EGX3**
24x60	610x1524	114	51	**X566BGX3**	**X566EGX3**

Solid Mats — Unit Height 67 5/16 (1710mm)

Approx. Pkd. Wt. (lbs.)	(kg)	Cat. No. 2-Swivel, 2-Brake Polyurethane Casters
94	42	**X336EFX3**
106	48	**X356EFX3**
118	53	**X366EFX3**
102	46	**X536EFX3**
118	53	**X556EFX3**
134	60	**X566EFX3**

5-Tier Solid Bottom — Unit Height 79 5/16 (2015mm)

Approx. Pkd. Wt. (lbs.)	(kg)	Cat. No. 2-Swivel, 2-Brake Polyurethane Casters
82	37	**5X337EGX3**
109	49	**5X357EGX3**
121	55	**5X367EGX3**
102	46	**5X537EGX3**
123	56	**5X557EGX3**
141	63	**5X567EGX3**

MetroMax® 4
5-Tier with Open Grid and
Bottom Solid Shelf

MetroMax® 4
4-Tier with Open Grid Shelves

MetroMax® 4 — Stem Caster Carts — {9.15}

- Corrosion proof shelves and posts; removable polymer mats.
- 4-Tier Units consist of four shelves, MX63UP posts 63" (1600mm), wedge connectors and polyurethane casters with polymer horns.
- Weight Capacity of cart: models with polyurethane casters: 750 lbs. (340kg)

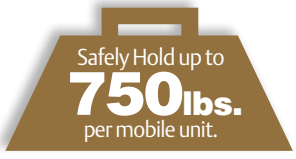

4-Tier Open Grid Mats — Unit Height 67 5/16 (1710mm)

Nominal Width/Length (in.)	(mm)	Approx. Pkd. Wt. (lbs.)	(kg)	Cat. No. 2-Swivel, 2-Brake Polyurethane Casters
18x36	457x914	50.6	22.9	**X336PG4**
18x48	457x1219	58.3	26.5	**X356PG4**
18x60	457x1524	66.6	30.2	**X366PG4**
24x36	610x914	57.2	25.9	**X536PG4**
24x48	610x1219	67.6	30.7	**X556PG4**
24x60	610x1524	77.2	35.0	**X566PG4**

5-Tier w/ Solid Bottom — Unit Height 79 5/16 (2015mm)

Approx. Pkd. Wt. (lbs.)	(kg)	Cat. No. 2-Swivel, 2-Brake Polyurethane Casters
61.0	27.7	**5X337PG4**
70.7	32.1	**5X357PG4**
81.0	36.8	**5X367PG4**
69.3	31.4	**5X537PG4**
82.3	37.3	**5X557PG4**
94.3	42.8	**5X567PG4**

MetroMax® Q
4-Tier with Open Grid
(5-Tier available)

MetroMax® Q — Stem Caster Cart, Open Grid Shelves — {9.14}

- Quick adjust shelves with removable polymer shelf mats.
- 4-Tier Units consist of four open grid shelves, MQ63UPE posts 63" (1600mm), wedge connectors, and choice of resilient rubber or polyurethane casters.
- 5-Tier Units consist of 5 shelves, 74" (1880mm) posts, wedge connectors, and choice of resilient rubber or polyurethane casters.
- Weight Capacity of cart: models with resilient rubber casters: 600 lbs. (272kg); models with polyurethane casters: 900 lbs. (408kg)

Safely Hold up to 900lbs. per mobile unit.

15 YEAR CORROSION WARRANTY

4-Tier Open Grid Mats — Unit Height 67 5/16 (1710mm)

Nominal Width/Length (in.)	Nominal Width/Length (mm)	Approx. Pkd. Wt. (lbs.)	Approx. Pkd. Wt. (kg)	Cat. No. 2-Swivel, 2-Brake Resilient Rubber Casters	Cat. No. 2-Swivel, 2-Brake Polyurethane Casters
18x36	457x914	68	31	**Q336BG3**	**Q336EG3**
18x48	457x1219	84	38	**Q356BG3**	**Q356EG3**
18x60	457x1524	100	45	**Q366BG3**	**Q366EG3**
21x36	530x914	74	34	**Q436BG3**	**Q436EG3**
21x48	530x1219	90	41	**Q456BG3**	**Q456EG3**
21x60	530x1524	106	48	**Q466BG3**	**Q466EG3**
24x36	610x914	80	36	**Q536BG3**	**Q536EG3**
24x48	610x1219	96	44	**Q556BG3**	**Q556EG3**
24x60	610x1524	112	51	**Q566BG3**	**Q566EG3**

5-Tier Open Grid Mats

Unit Height 79 5/16 (2015mm)

Approx. Pkd. Wt. (lbs.)	Approx. Pkd. Wt. (kg)	Cat. No. 2-Swivel, 2-Brake Polyurethane Casters
85	39	**5Q337EG3**
111	50	**5Q357EG3**
123	56	**5Q367EG3**
-	-	-
-	-	-
-	-	-
104	47	**5Q537EG3**
125	57	**5Q557EG3**
144	65	**5Q567EG3**

Solid bottom shelf and
5PCX/5PCBX casters

MetroMax® i — Utility Carts

- Corrosion proof shelves, posts, and Type 304 stainless steel handle.
- Corrosion resistant 5PCX casters with 5" (127mm) polyurethane wheels, polymer horns, and stainless steel axles.
- 39 1/4" (997mm) tall. Weight capacity of cart: 900 lbs. (408kg) evenly distributed.

Nominal Width/Length (in.)	Nominal Width/Length (mm)	Actual Width/Length (in.)	Actual Width/Length (mm)	Description	Approx. Pkd. Wt. (lbs.)	Approx. Pkd. Wt. (kg)	Cat. No.
18x30	457x760	20 5/16 x 34 1/2	516 x 876	2-shelf	35.5	15.8	**MXUC1830G-25**
24x36	610x914	26 5/16 x 40 1/2	668 x 1029	2-shelf	46.0	20.5	**MXUC2436G-25**
18x30	457x760	20 5/16 x 34 1/2	516 x 876	3-shelf	46.0	20.5	**MXUC1830G-35**
24x36	610x914	26 5/16 x 40 1/2	668 x 1029	3-shelf	61.5	27.5	**MXUC2436G-35**

MetroMax® Q — Utility Carts

- Quick adjust corrosion resistant shelves and posts.
- Corrosion proof Type 304 stainless steel handle.
- Includes four 5MPX casters with 5" (127mm) polyurethane wheels.
- 39 1/4" (997mm) tall. Weight capacity of cart: 900 lbs. (408kg) evenly distributed.

Nominal Width/Length (in.)	Nominal Width/Length (mm)	Actual Width/Length (in.)	Actual Width/Length (mm)	Description	Approx. Pkd. Wt. (lbs.)	Approx. Pkd. Wt. (kg)	Cat. No.
18x30	457x760	20 5/16 x 34 1/2	516 x 876	2-shelf	35.5	15.8	**MQUC1830G-25**
24x36	610x914	26 5/16 x 40 1/2	668 x 1029	2-shelf	46.0	20.5	**MQUC2436G-25**
18x30	457x760	20 5/16 x 34 1/2	516 x 876	3-shelf	46.0	20.5	**MQUC1830G-35**
24x36	610x914	26 5/16 x 40 1/2	668 x 1029	3-shelf	61.5	27.5	**MQUC2436G-35**

Organize.

Organize supplies to improve operational efficiencies.

- Well-organized storage results in fewer expired supplies and less waste.
- Innovative shelf and accessory designs have smooth surfaces that protect vacuum sealed and other packaged items from damage.
- Flexible compartments help sort supplies for faster access and maximize the use of storage space.

A Dividers **B** Ledges **C** Enclosure Panels **D** Metro Totes **E** Metro Bins

Flexible Compartments

Dividers and Ledges can be used to create flexible compartments that most efficiently use available storage space. When combined with open grid shelves this minimizes dust accumulation.

Bins offer removable compartmentalized storage for easy access or as part of an exchange system.

See page 72 for Bin options.



8" (203mm) Shelf Dividers — Standard Duty — {9.25}

- Use to create organized compartments or to simply separate shelf contents.
- Easily repositioned on grid and solid shelves.
- Corrosion proof: Polymer (High-Density Polypropylene).
- Three-piece design — Ships assembled.

Nominal Length (in.)	(mm)	i Cat. No.	4 Cat. No.	Q Cat. No.
18	457	**MXD18-8**	**MAX4-D18-8**	**MQD18-8**
24	610	**MXD24-8**	**MAX4-D24-8**	**MQD24-8**

***Note:** Can be retrofitted to original MetroMax and MetroMax Q.



Universal 8" (203mm) Shelf Dividers — Light Duty, for open grid shelves — {9.25}

- For use with grid shelves (MetroMax i, MetroMax 4, MetroMax Q, and Super Erecta Pro), Super Erecta wire shelves, and Super Adjustable wire shelves.
- Easiest divider to install.
- Maximum flexibility: Can be repositioned along the entire shelf.
- Each divider includes a panel and two clips to connect to any open grid or wire shelf. Does not attach to solid shelves.
- Corrosion proof.

Nominal Length (in.)	(mm)	Fits Shelf Depth	Approx Pkd. Wt. (lbs.)	(kg)	i, 4, and Q Cat. No.
18	457	18", 21" (457, 530mm)	1.3	0.6	**MUD18-8**
24	610	24" (610mm)	1.6	0.7	**MUD24-8**

***Note:** Can be retrofitted to original MetroMax and MetroMax Q.
Additional clips: Cat. No **DCLIP,** 2 per bag.

Shelf-to-Shelf Dividers — {9.25}

- Full height dividers efficiently compartmentalize the space between two shelves.
- Smooth surfaces protect packaged items from damage.
- Corrosion proof.
- Compatible with open grid polymer shelves, Super Erecta wire shelves, and Super Adjustable wire shelves. Does not work with solid shelves.

Fits Shelf Depth (in.)	Fits Shelf Depth (mm)	Nominal Height (in.)	Nominal Height (mm)	Approx. Pkd. Wt. (lbs.)	Approx. Pkd. Wt. (kg)	i, 4, and Q Cat. No.
18, 21	457, 530	16	406	2.3	1.0	**MD18-16**
18, 21	457, 530	20	508	2.5	1.1	**MD18-20**
18, 21	457, 530	24	610	3.8	1.7	**MD18-24**
24	610	16	406	2.8	1.2	**MD24-16**
24	610	20	508	3.0	1.3	**MD24-20**
24	610	24	610	4.4	2.0	**MD24-24**

***Note:** Can be retrofitted to original MetroMax and MetroMax Q shelves.
***Note:** -16 parts have three panels, -20 parts have four panels, -24 parts have five panels.

2" (51mm) Stackable Shelf Ledges — {9.25}

- Prevent items from falling off shelves.
- Snap on and off quickly. Easily stacked to contain larger items.
- Corrosion proof: Polymer (High-Density Polypropylene) and Type 304 stainless steel.
- Ships assembled.

Nominal Length (in.)	Nominal Length (mm)	Type	i Cat. No.	4 Cat. No.	Q Cat. No.
18	457	Side	**MXLS18-2S**	**MAX4-LS18-2S**	**MQLS18-2S**
21	530	Side	—	**MAX4-LS21-2S**	**MQLS21-2S**
24	610	Side	**MXLS24-2S**	**MAX4-LS24-2S**	**MQLS24-2S**
24	610	Back	**MXL24-2S**	**MAX4-L24-2S**	**MQL24-2S**
30	760	Back	**MXL30-2S**	**MAX4-L30-2S**	**MQL30-2S**
36	914	Back	**MXL36-2S**	**MAX4-L36-2S**	**MQL36-2S**
42	1066	Back	**MXL42-2S**	**MAX4-L42-2S**	**MQL42-2S**
48	1219	Back	**MXL48-2S**	**MAX4-L48-2S**	**MQL48-2S**
54	1370	Back	**MXL54-2S**	**MAX4-L54-2S**	**MQL54-2S**
60	1524	Back	**MXL60-2S**	**MAX4-L60-2S**	**MQL60-2S**
72	1829	Back	**MXL72-2S**	—	**MQL72-2S**

***Note:** MetroMax i wire ledges can be retrofitted to original MetroMax.
***Note:** MetroMax Q wire ledges (MQ-) cannot be retrofitted to original MetroMax Q.

4" (102mm) Solid Clear Stackable Shelf Ledges — {9.26}

- Solid design helps contain small items.
- Clear plastic allows light penetration and visible access to supplies.
- Corrosion proof.
- Ships assembled.



Nominal Length (in.)	Nominal Length (mm)	Type	Approx. Pkd. Wt. (lbs.)	Approx. Pkd. Wt. (kg)	i Cat. No.	4 Cat. No.
18	457	Side	0.50	0.2	**MXLS18-4P**	**MAX4-LS18-4P**
24	610	Side	0.50	0.2	**MXLS24-4P**	**MAX4-LS24-4P**
24	610	Back	0.50	0.2	**MXL24-4P**	**MAX4-L24-4P**
36	914	Back	1.00	0.4	**MXL36-4P**	**MAX4-L36-4P**
48	1219	Back	1.25	0.6	**MXL48-4P**	**MAX4-L48-4P**
60	1524	Back	1.75	0.8	**MXL60-4P**	**MAX4-L60-4P**

Note: Not suitable for cart-wash applications.

Contain it.

Efficiently enclose and contain with Enclosure Panels.

Enclosure Panels — {9.25}

- An efficient way of enclosing the sides and back of all shelves in a unit to contain stored contents.
- Slot opening: 3" W x 3⅞" H.
- Designed to work with MetroMax® i, MetroMax® 4, and MetroMax® Q shelves. Mounting clips included.

Actual Width/Height (in.,)	(mm)	For use with Post Height (in.)	(mm)	Shelf Width (in.)	(mm)	Approx. Pkd. Wt. (lbs.)	(kg)	i, 4, and Q Cat. No.
12⅜ x 51¼	315 x 1300	54	1370	18	457	6¼	2.8	**MEP35E**
12⅜ x 59¼	315 x 1505	63	1600	18	457	7	3.2	**MEP36E**
12⅜ x 71¼	315 x 1810	74	1880	18	457	8¾	4.0	**MEP37E**
18⅜ x 51¼	467 x 1300	54	1370	21, 24	530, 610	9	4.1	**MEP55E**
18⅜ x 59¼	467 x 1505	63	1600	21, 24	530, 610	10¼	4.7	**MEP56E**
18⅜ x 71¼	467 x 1810	74	1880	21, 24	530, 610	11¾	5.3	**MEP57E**

***Note:** Can be retrofitted to original MetroMax and MetroMax Q shelving.

Use shelf to shelf dividers with enclosure panels to create full height compartments to organize bulky, hard-to-handle supplies.

Enclosure Panel

Panels Required to Enclose Both Ends of the Shelving Unit or Cart

Post Height	Shelf Width 18" (457mm)	21" (530mm)	24" (610mm)
54" (1370mm)	(2) MEP35E	(2) MEP55E	(2) MEP55E
63" (1600mm)	(2) MEP36E	(2) MEP56E	(2) MEP56E
74" (1880mm)	(2) MEP37E	(2) MEP57E	(2) MEP57E

Configuration Notes

1. **Handles and enclosure panels** can be used on the same end of the cart. Please note the following details: 21" (530mm) wide units: use the 12⅜" (315mm) wide panel on the same end as the handle.
2. **Top-Track:** When using on the ends of a Top-Track mobile unit the enclosure panel must be mounted so that it does not interfere with the overhead tracks. Mobile posts on Top-Track are 74" (1880mm). The standard panels for a 63" post are recommended.

Panels Required to Enclose Back of Shelving Unit or Cart

Post Height	Shelf Length 30" (760mm)	36" (914mm)	42" (1066mm)	48" (1219mm)	54" (1370mm)	60" (1524mm)	72" (1825mm)
54" (1370mm)	(2) MEP35E	(1) MEP35E (1) MEP55E	(2) MEP55E	(2) MEP35E (1) MEP55E	(1) MEP35E (2) MEP55E	(3) MEP55E	(1) MEP35E (3) MEP55E
63" (1600mm)	(2) MEP36E	(1) MEP36E (1) MEP56E	(2) MEP56E	(2) MEP36E (1) MEP56E	(1) MEP36E (2) MEP56E	(3) MEP56E	(1) MEP36E (3) MEP56E
74" (1880mm)	(2) MEP37E	(1) MEP37E (1) MEP57E	(2) MEP57E	(2) MEP37E (1) MEP57E	(1) MEP37E (2) MEP57E	(3) MEP57E	(1) MEP37E (3) MEP57E

MetroMax® i Mounting Clip Replacements

Bag of 8
Cat. No. RPMX3-RODTAB

MetroMax® 4 Mounting Clip Replacements

Bag of 8
Cat. No. RPMX4-RODTAB



MetroMax® Q Mounting and Bottom Adapter Clip Replacements

Bag of 8
Cat. No. RPMQ3-RODTAB

Label Holders

- Plastic holders snap onto shelf edge to accommodate 1" (25mm) tall adhesive label. Label not included.
- i, 4, and Q versions available.
- Optional label holder covers exist for MetroMax Q models. Cover snaps onto the label holder to hold a non-adhesive label in place or to protect any label from dirt and moisture.

MetroMax® i Label Holder — {9.25}

Designed to accept label cards or adhesive labels. Slot measures approximately 1 1/4" (32mm).

Actual Length (in.)	(mm)	Fits Shelf Length (in.)	(mm)	Approx. Pkd. Wt. (lbs.)	(kg)	Cat. No. Label Holder
4 1/2	114	All		.03	.01	**9989PX**
11 9/32	285	24	610	.14	.06	**9989X1**
23 9/32	590	36	914	.30	.13	**9989X3**
35 9/32	895	48	1219	.40	.18	**9989X5**

MetroMax® i Label Holder

MetroMax® Q Label Holder — {9.25}

Designed to accept label cards or adhesive labels. Slot measures approximately 1 1/4" (32mm).

Actual Length (in.)	(mm)	Fits Shelf Length (in.)	(mm)	Approx. Pkd. Wt. (lbs.)	(kg)	Cat. No. Label Holder
4	102	All		.03	.01	**MQ04LH**
15 7/16	392	24	610	.14	.06	**MQ24LH**
27 7/16	697	36	914	.30	.13	**MQ36LH**
39 7/16	1002	48	1219	.40	.18	**MQ48LH**
51 7/16	1307	60	1524	.50	.22	**MQ60LH**
63 7/16	1611	72	1825	.60	.27	**MQ72LH**

MetroMax® Q Label Holder

MetroMax® 4 Label Holder — {9.25}

Designed to accept label cards or adhesive labels. Slot measures approximately 1" (25mm).

Actual Length (in.)	(mm)	Fits Shelf (in.)	(mm)	Approx. Pkd. Wt. (lbs.)	(kg)	4 Cat.No.
4	102	All		.03	.01	**MAX4-9989PX**

MetroMax® 4 Label Holder

Color Shelf Markers — {9.25}

- Attach easily to shelf for content identification.
- Use to assign color coding to individual shelf levels, shelving units, carts, or storage areas.
- i and Q versions available.
- 6" (152mm) length.

Shelf Marker Color	Approx. Pkd. Wt. (lbs.)	(kg)	i Cat. No.	Q Cat. No.
Blue	0.05	0.02	**CSM6-BX**	**CSM6-BQ**
Green	0.05	0.02	**CSM6-GX**	**CSM6-GQ**
Red	0.05	0.02	**CSM6-RX**	**CSM6-RQ**
Tan	0.05	0.02	**CSM6-TX**	**CSM6-TQ**
White	0.05	0.02	**CSM6-WX**	**CSM6-WQ**
Yellow	0.05	0.02	**CSM6-YX**	**CSM6-YQ**
Gray	0.05	0.02	**CSM6-GRX**	**CSM6-GRQ**

MetroMax® i Color Shelf Marker





Totes sold separately

Super Slide — {9.25}

- Designed to fit a 24" (610mm) wide shelf.
- Easily attaches to the shelf frame (under the mats) and is sized to hold 3", 5", 6", and 8" (76, 127, 152, 203mm) tall tote boxes (sold separately).
- MetroMax® i and MetroMax 4 models available.
- Corrosion resistant taupe epoxy finish with Microban antimicrobial product protection.

Width (in.)	Width (mm)	Length (in.)	Length (mm)	Height (in.)	Height (mm)	Approx. Pkd. Wt. (lbs.)	Approx. Pkd. Wt. (kg)	i Cat. No.	4 Cat. No.
20.4	520	21.6	550	10.3	260	5.3	2	MXSS2E	MAX4-SS2E

Adjustable Slides — {9.25}

- Slides can be adjusted left to right to accommodate a variety of pan, tray, and container sizes.
- MetroMax® i and Q models available.
- Corrosion resistant taupe epoxy finish with Microban antimicrobial product protection.
- Shelves must be spaced 20" (508mm) apart.
- Can be used in conjunction with 20" (508mm) tall shelf-to-shelf dividers.

Fits Shelf Width (in.)	Fits Shelf Width (mm)	Type	Approx. Pkd. Wt. (lbs.)	Approx. Pkd. Wt. (kg)	i Cat. No.	Q Cat. No.
24	610	Adjustable	12 3/4	6	MX24SE	MQ24SE

Can Rack System — {9.25}

- Front loading, front dispensing can rack holds eight #10 cans or twelve #5 cans.
- Tough, corrosion resistant taupe epoxy finish with Microban antimicrobial product protection.
- Designed to fit a 24" (610mm) wide shelf.
- Mounts on any MetroMax® i or MetroMax Q shelf.

Width/Length/Height (in.)	Width/Length/Height (mm)	Approx. Pkd. Wt. (lbs.)	Approx. Pkd. Wt. (kg)	i and Q Cat. No.
7 7/8x25 5/16x15	200x643x381	10	4.5	CR24E

Storage Level Frames — {9.25}

- Open four sided frames accommodate drop-in accessories including wire baskets and stainless drying racks.
- Includes corrosion proof MetroMax i frame and a bag of wedges.
- Can be mounted on MetroMax i, MetroMax 4, and MetroMax Q shelving units.

Nominal Exterior Width (in.)	(mm)	Length (in.)	(mm)	Frame Interior Width/Length (in.)	(mm)	Approx. Pkd. Wt. (lbs.)	(kg)	Cat. No.
18	457	36	914	18x32	457x810	7	3.2	**M4F1836**
24	610	24	610	24x20	610x510	7 1/2	3.4	**M4F2424**
24	610	36	914	24x32	610x810	11 1/4	5.1	**M4F2436**
24	610	42	1060	24x38	610x965	13 1/4	6.0	**M4F2442**
24	610	48	1220	24x44	610x1120	15	6.8	**M4F2448**
24	610	60	1524	24x56	610x1370	18 3/4	8.5	**M4F2460**

Note: Any MetroMax i shelf can be converted to an open storage level frame. Simply remove the shelf mats and center beam to create an open frame.

MetroMax i Configuration

QTY. to fill out shelf frame.

FRAME	B2416XE	B2422XE
M4F2436	2	
M4F2442	1	1
M4F2448		2
M4F2460	2	1

MetroMax 4 Configuration

SHELF	B2416XE	B2422XE
MAX4-2436G		1
MAX4-2436G	2	
MAX4-2436G	1	1
MAX4-2436G	3	

NOTE: Remove the shelf mats to install the drop in basket.

Wire Baskets — {9.25}

- Conveniently hold small items.
- 9" (229mm) deep.
- Built in storage handles allow easy removal.
- Corrosion resistant taupe epoxy finish.
- Weight Capacity: 50 lbs. (23kg)
- Installs flat. Mounts to a MetroMax i storage level frame. Retrofits to a MetroMax i shelf or MetroMax 4 shelf.

NOTE: Wire baskets can be retrofitted to MetroMax i or MetroMax 4 shelves.

MetroMax i: Remove the mats center beams and drop in the baskets.

MetroMax 4: Remove the mats and drop in the baskets.

Wire baskets can complement a MetroMax 4 shelf. If the requirement is to completely fill out the space with baskets, use a MetroMax i storage level frame.

Width (in.)	(mm)	Length (in.)	(mm)	Approx. Pkd. Wt. (lbs.)	(kg)	Cat. No.
24	610	16	406	10	4.5	**MB2416XE**
24	610	22	560	12	5.5	**MB2422XE**

Glassware Handling Basket

Vinyl coated. Fits 18 x 36" (457 x 914mm) MetroMax i frame.

Cat. No. **GWBSKT36**
See Spec Sheet 52.01 for detail.
Not NSF listed.

3-Sided frames

- 1" (25mm) x 1 1/2" (38mm) structural steel tubing. Includes tri-lobal adapters to attach to posts.
  (Replacement adapters: Cat. No. **MTLA** bag of 4)
- Corrosion resistant taupe epoxy finish.
- Use when configuring work tables or as a 3-sided ledge to contain bulky items.

Nominal Width (in.)	(mm)	Nominal Length (in.)	(mm)	Approx. Pkd. Wt. (lbs.)	(kg)	i, 4, and Q Cat. No.
24	610	24	610	12	5.4	**M3TF2424E**
24	610	30	760	13	5.7	**M3TF2430E**
24	610	36	914	14	6.4	**M3TF2436E**
24	610	48	1220	18	8.2	**M3TF2448E**
24	610	60	1524	20	9.1	**M3TF2460E**

Dry it.

PR48X3

MetroMax® i Drying Rack Unit — {9.31}

- Allows superior air circulation and fast drying of trays, pans, lids, pots and all pot sink items.
- Promotes food safety by eliminating moisture. Offers an efficient organized drying area.
- Mobile models come equipped with corrosion resistant polymer casters: (2) swivel 5PCX and (2) swivel/brake 5PCBX.
- Shelves, posts, and tray drying racks include Microban antimicrobial product protection
- NSF Listed

Models with two drop-ins (Cat. No. DR48S) and one cutting board/tray drying rack (Cat. No. MTR2448XE)

Configuration	Nominal Width (in)	Nominal Width (mm)	Nominal Length (in.)	Nominal Length (mm)	Height (in.)	Height (mm)	Pkd. Wt. (lbs.)	Pkd. Wt. (kg)	i Cat. No.
Stationary	24	610	48	1219	75 1/2	1917	106	49	**PR48X3**
Mobile*	24	610	48	1219	68	1727	106	49	**PR48VX3**

***Note:** Includes two 5PCX swivel casters and two 5PCBX swivel casters with brakes.

PR48VX4

Models with four cutting board/tray drying racks: (2) MTR2448XE and (2) MTR2448XEA

This rack is perfect for steam and bun pans, and one unit can hold up to 96 pans.

Configuration	Nominal Width (in)	Nominal Width (mm)	Nominal Length (in.)	Nominal Length (mm)	Height (in.)	Height (mm)	Pkd. Wt. (lbs.)	Pkd. Wt. (kg)	i Cat. No.
Stationary	24	610	48	1219	75 1/2	1917	106	49	**PR48X4**
Mobile*	24	610	48	1219	68	1727	106	49	**PR48VX4**

***Note:** Includes two 5PCX swivel casters and two 5PCBX swivel casters with brakes.

Cutting Board and Tray Drying Rack — {9.25} {9.31}

- Rack is compatible with MetroMax i, MetroMax Q, Super Erecta Pro, Super Adjustable, and Super Erecta wire shelves.
- Promotes safe air drying of cutting boards, trays and steam pans.
- 1 1/8" (28mm) and 3" (76mm) slide spacing available.

Fits Shelf (in.)	Fits Shelf (mm)	Upright Spacing (in.)	Upright Spacing (mm)	Upright Height (in.)	Upright Height (mm)	Tray Caacity	Pkd. Wt. (lbs.)	Pkd. Wt. (kg)	i and Q Cat. No.
24x36	610x914	1 1/8	28	6	150	24	13.5	6.1	**MTR2436XE**
24x48	610x1219	1 1/8	28	6	150	34	18.0	8.2	**MTR2448XE**
24x60	610x1524	1 1/8	28	6	150	42	22.5	10.2	**MTR2460XE**
24x36	610x914	3	76	6	150	10	9.8	4.4	**MTR2436XEA**
24x48	610x1219	3	76	6	150	14	13	5.9	**MTR2448XEA**
24x60	610x1524	3	76	6	150	17	16.3	7.4	**MTR2460XEA**

***Note:** Can be retrofitted to original MetroMax and MetroMax Q.

Stainless Steel Drop-in Racks — {9.25} {9.31}

- Open wire design provides air flow to safely dry pots, pans, and containers
- Are installed over an open MetroMax® i frame and center beam.
- Can be retrofitted to existing MetroMax® i shelves. Simply remove the mats and drop in the stainless drying rack.

How to order: (1) drop-in rack, (1) 4-sided shelf frame, (1) replacement center beam

Width (in.)	Width (mm)	Length (in.)	Length (mm)	Height (in.)	Height (mm)	Wire Spacing (in.)	Wire Spacing (mm)	Approx. Pkd. Wt. (lbs.)	Approx. Pkd. Wt. (kg)	Cat. No.
24	610	33 7/8	854	5 1/4	133	3/4	19	9	4.1	**DR36S**
24	610	45 7/8	1156	5 1/4	133	3/4	19	12	5.4	**DR48S**
24	610	57 7/8	1458	5 1/4	133	3/4	19	15	6.8	**DR60S**

Note: Any MetroMax i shelf can be converted to an open storage level frame. Simply remove the shelf mats and center beam to create an open frame.

Shelf Frames — See page 27.

Replacement Center Beam

Fits Shelf Frame (in.)	Fits Shelf Frame (mm)	Cat. No.
24 x 36	610 x 914	**RPMX36-CBEAM**
24 x 48	610 x 1219	**RPMX48-CBEAM**
24 x 60	610 x 1524	**RPMX60-CBEAM**

MetroMax® i Sloped Basket Cart — {30.20}

MXIV1

- Ideal for compartmentalizing bulky or odd-shaped items.
- Baskets have a taupe epoxy finish with Microban antimicrobial product protection. Note: *Baskets are not suitable for walk-in coolers.*
- Baskets have semi open front for easy access.
- Baskets can mount flat or at a 10° angle for stock rotation
- Dividers adjust horizontally

Description	Height/Width/Length (in.)	Height/Width/Length (mm)	Total Baskets Per Cart	Casters	Cat. No.
Open Cart	60x24x24	1524x610x610	4	*	**MXIV1**
Open Cart with Top Shelf	69x24x24	1753x610x610	4	*	**MXIV2**
Open Cart	60x24x42	1524x610x1066	8	†	**MXIV4**
Open Cart with Top Shelf	69x24x42	1753x610x1066	8	†	**MXIV5**
Open Cart	60x24x60	1524x610x1524	12	†	**MXIV6**
Open Cart with Top Shelf	69x24x60	1753x610x1524	12	†	**MXIV7**

Note: Each basket sold with cart includes two dividers and a label holder.
*Four 5" (127mm) polyurethane casters; two swivel, two with brakes.
†5" (127mm) polyurethane casters with plated horns; casters on dolly frame; two swivel, one swivel with brake, and one rigid.

Accessories

Description	(in.)	(mm)	Cat. No.
Basket with Label Holder	18 1/2x24 1/2x10	470x622x254	**IVB1**
Divider	9	229	**IVBD**

IVB1
(shown with optional Divider)

Superior materials and design for every application.
METRO
METRO SUPER ERECTA PRO
METRO
METRO

Super Erecta Pro®
Super Adjustable Super Erecta®
and Super Erecta®
Erecta Shelf®
HD Super®

WIRE & SOLID SHELVING SOLUTIONS

Wire/Polymer Hybrid Shelving 32-35
Easy-Adjust Shelving & Carts.....36-39
Wire Shelving, Carts & Trucks.....40-49
Casters & Accessories for Wire Shelving.....50-63
qwikSLOT Adjustable Shelving.....65-71
Shelving Storage Bins 72-73
Solid Shelving & Accessories 74-76
Light-Duty Wire Shelving & Accessories 77
Heavy-Duty Solid Shelving & Accessories 78-79

Proven.

Genuine Metro Super Erecta®
The industry standard — innovated and reinnovated.

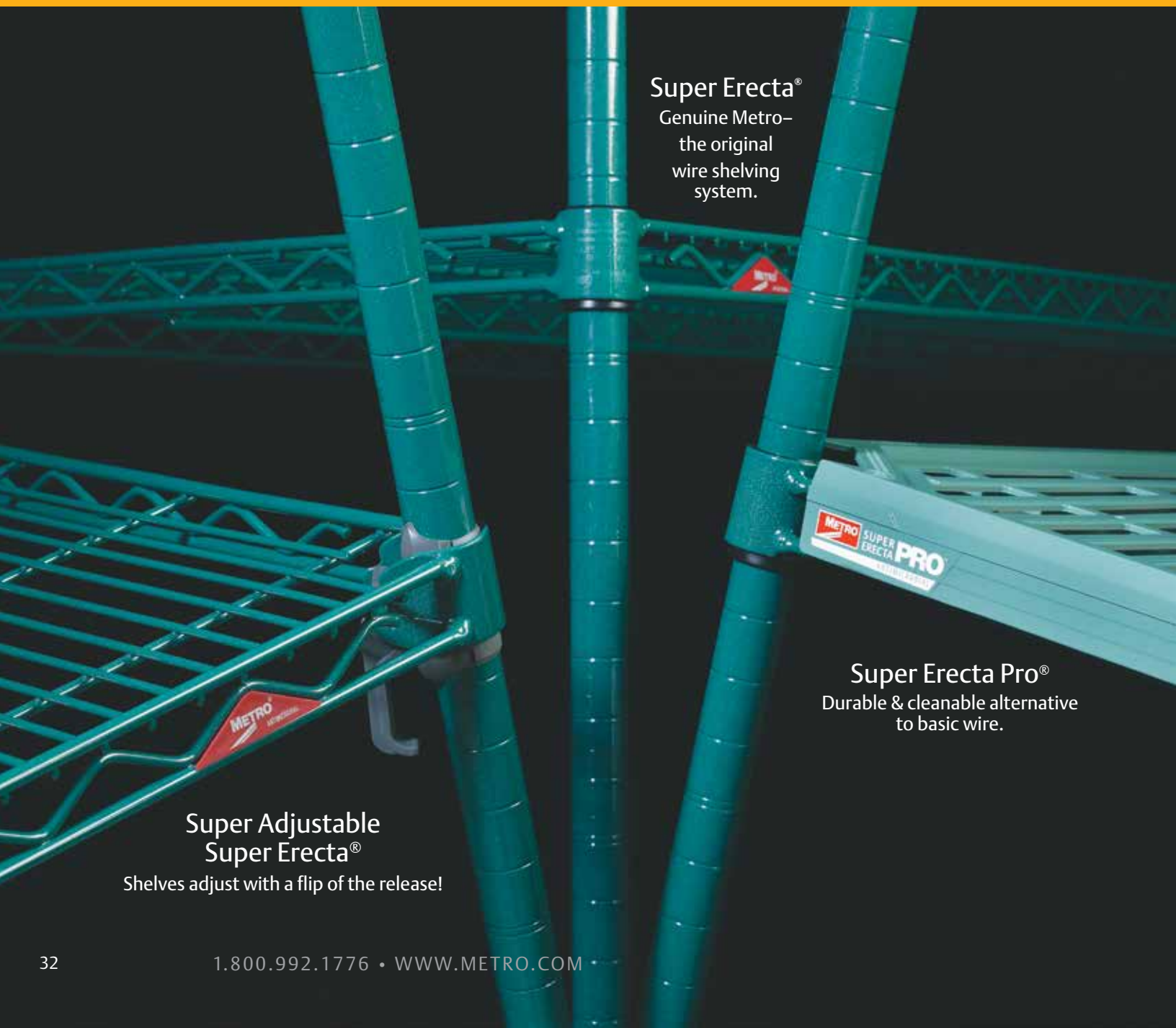

Super Erecta®
Genuine Metro–the original wire shelving system.

Super Erecta Pro®
Durable & cleanable alternative to basic wire.

Super Adjustable Super Erecta®
Shelves adjust with a flip of the release!

Progress.

Super Erecta Pro™

Durable & cleanable.

The original — reinnovated.



Easy to clean.

Lift-off mats can be easily removed and washed by hand or in a wash machine.

Prolonged durability.

Polymer shelf mats withstand daily abuse from containers and sharp edges. Robust design provides the strength and rigidity of Super Erecta...holds up to 800 lbs. (363kg) per shelf.

NSF

Epoxy coated Super Erecta-style frames with removable polymer shelf mats.

Stays cleaner between cleanings.

Polymer shelf mats and Metroseal 3 epoxy coated shelf frames and posts have built in Microban® antimicrobial product protection.

PROTECTION THAT LIVES ON MICROBAN®

Interchangeable.

Super Erecta Pro shelves can be configured with traditional shelf and accessory options on the same unit for maximum flexibility.

Super Erecta Pro® Shelves — {10.80}

Packaging: Shelves are priced individually and packaged no more than 4 per carton except 60" (1524mm) and 72" (1829mm) lengths which are packaged no more than 2 per carton. Plastic split sleeves are included with each shelf.

Nominal Width/Length (in.)	(mm)	Approx. Pkd. Wt. (lbs.)	(kg)	Cat. No. Super Erecta Pro Metroseal 3
18x24	457x610	6.0	2.7	**PR1824NK3**
18x30	457x760	7.8	3.5	**PR1830NK3**
18x36	457x914	9.5	4.2	**PR1836NK3**
18x42	457x1060	11.3	5.0	**PR1842NK3**
18x48	457x1219	13.0	5.8	**PR1848NK3**
18x54	457x1372	14.8	6.6	**PR1854NK3**
18x60	457x1524	16.5	7.4	**PR1860NK3**
18x72	457x1829	19.8	8.8	**PR1872NK3**
21x24	530x610	8.0	3.6	**PR2124NK3**
21x30	530x760	9.5	4.2	**PR2130NK3**
21x36	530x914	11.3	5.0	**PR2136NK3**
21x42	530x1060	12.5	5.6	**PR2142NK3**
21x48	530x1219	14.3	6.4	**PR2148NK3**
21x54	530x1372	16.5	7.4	**PR2154NK3**
21x60	530x1524	18.3	8.1	**PR2160NK3**
21x72	530x1829	21.5	9.6	**PR2172NK3**
24x24	610x610	9.5	4.2	**PR2424NK3**
24x30	610x760	11.3	5.0	**PR2430NK3**
24x36	610x914	13.0	5.8	**PR2436NK3**
24x42	610x1060	14.0	6.3	**PR2442NK3**
24x48	610x1219	15.5	6.9	**PR2448NK3**
24x54	610x1372	18.3	8.1	**PR2454NK3**
24x60	610x1524	20.0	8.9	**PR2460NK3**
24x72	610x1829	23.3	10.4	**PR2472NK3**

Note: Each Super Erecta Pro™ shelf up to and including 48" (1219mm) long have a maximum weight capacity of 800 lbs. (363kg) evenly distributed. Shelves longer than 48" (1219mm) have a maximum weight capacity of 600 lbs. (272kg) evenly distributed.

Actual Dimensions: Width: Add 1/4" (6mm) to nominal size.
Length: Subtract 1/4" (6mm) from nominal size.

Super Erecta Pro® Easy Order Kits

Kit includes four shelves and four 74.5" (1892mm) split posts. Ships in one box.

Nominal Width/ Length (in.) (mm)	Approx. Pkd. Wt. (lbs.)	(kg)	Cat. No. Super Erecta Pro Metroseal 3
18x36 457x914	58	26.3	**EZPR1836NK3-4**
18x48 457x1219	73	33.1	**EZPR1848NK3-4**
24x36 610x914	72	32.6	**EZPR2436NK3-4**
24x48 610x1219	83	37.6	**EZPR2448NK3-4**

Super Erecta with Metroseal 3™ — Standard Shelves

Nominal Width/Length (in.)	(mm)	Approx. Pkd. Wt. (lbs.)	(kg)	Cat. No. Super Adjustable Metroseal 3	Cat. No. Super Erecta Metroseal 3	Approx. Pkd. Wt. (lbs.)	(kg)	Cat. No. Dunnage Shelf Metroseal 3
18x24	457x610	7	3.2	**A1824NK3**	**1824NK3**	14	6.3	**1824DRK3**
18x30	457x760	8	3.6	**A1830NK3**	**1830NK3**	18	8.1	**1830DRK3**
18x36	457x914	9.5	4.3	**A1836NK3**	**1836NK3**	21	9.4	**1836DRK3**
18x42	457x1060	11	5.0	**A1842NK3**	**1842NK3**			—
18x48	457x1219	12	5.4	**A1848NK3**	**1848NK3**	28	12.6	**1848DRK3**
18x54	457x1372	14.5	6.6	**A1854NK3**	**1854NK3**			—
18x60	457x1524	17	7.7	**A1860NK3**	**1860NK3**	34	15.3	**1860DRK3**
18x72	457x1829	20	9.1	**A1872NK3**	**1872NK3**			—
21x24	530x610	8	3.6	**A2124NK3**	**2124NK3**			
21x30	530x760	9	4.1	**A2130NK3**	**2130NK3**			
21x36	530x914	11	5.0	**A2136NK3**	**2136NK3**			
21x42	530x1060	12	5.4	**A2142NK3**	**2142NK3**			
21x48	530x1219	14	6.4	**A2148NK3**	**2148NK3**			
21x54	530x1372	16	7.3	**A2154NK3**	**2154NK3**			
21x60	530x1524	18	8.2	**A2160NK3**	**2160NK3**			
21x72	530x1829	24	10.9	**A2172NK3**	**2172NK3**			
24x24	610x610	9	4.1	**A2424NK3**	**2424NK3**	16	7.2	**2424DRK3**
24x30	610x760	11	5.0	**A2430NK3**	**2430NK3**	20	9.0	**2430DRK3**
24x36	610x914	13	5.9	**A2436NK3**	**2436NK3**	24	10.8	**2436DRK3**
24x42	610x1060	15	6.8	**A2442NK3**	**2442NK3**			—
24x48	610x1219	16	7.3	**A2448NK3**	**2448NK3**	30	13.5	**2448DRK3**
24x54	610x1372	19	8.6	**A2454NK3**	**2454NK3**			—
24x60	610x1524	21	9.5	**A2460NK3**	**2460NK3**	37	16.6	**2460DRK3**
24x72	610x1829	26	11.8	**A2472NK3**	**2472NK3**			—

Indicates antimicrobial product.

SiteSelect™ Posts — {10.80}

Stationary Super Erecta SiteSelect posts are fitted with adjustable leveling bolts to compensate for uneven surfaces. Mobile posts come without leveling bolt assembly to accommodate stem casters. Special length posts are available. **See page 50 for stem caster options.**



SiteSelect posts provide a visual guide for positioning and adjusting shelves, saving considerable time during assembly and adjustment. An easy-to-identify double groove, every 8" (203mm), offers a quick way to align all shelves.

Stationary Posts

Height (in.)	Height (mm)	Approx. Pkd. Wt. (lbs.)	Approx. Pkd. Wt. (kg)	Cat. No. Metroseal 3	Cat. No. Stainless
14 1/2	370	1	0.5	**13PK3**	**13PS**
34 1/2	875	2	0.9	**33PK3**	**33PS**
54 9/16	1385	3	1.4	**54PK3**	**54PS**
62 9/16	1590	3 1/2	1.6	**63PK3**	**63PS**
74 5/8	1895	4	1.8	**74PK3**	**74PS**
86 5/8	2200	5	2.3	**86PK3**	**86PS**

Mobile Posts

Height (in.)	Height (mm)	Approx. Pkd. Wt. (lbs.)	Approx. Pkd. Wt. (kg)	Cat. No. Metroseal 3	Cat. No. Stainless
13 3/4	349	1	0.5	**13UPK3**	**13UPS**
33 3/4	857	2	0.9	**33UPK3**	**33UPS**
53 13/16	1366	3	1.4	**54UPK3**	**54UPS**
61 13/16	1570	3 1/2	1.6	**63UPK3**	**63UPS**
69 3/4	1772	3.8	1.7	**70UPK3**	—
73 7/8	1876	4	1.8	**74UPK3**	**74UPS**
85 7/8	2181	5	2.3	**86UPK3**	**86UPS**

Accessories — {10.81}

Note: These accessories are designed to attach to a Super Erecta Pro Shelf. Accessories for basic Super Erecta wire shelves can be found on pages 55-63. For a complete list of compatible accessories for Super Erecta Pro shelves, please refer to spec sheet 10.81 for more information.

"S" Hooks

Eliminates the need for adjacent posts. Two required for each storage level.
Cat. No. **Q9995Z**



Standard Divider

- Corrosion proof

Nominal Length (in.)	Nominal Length (mm)	Fits Shelf Depth	Approx. Pkd. Wt. (lbs.)	Approx. Pkd. Wt. (kg)	Cat. No.
18	457	18", 21" (457, 530mm)	1.3	0.6	**MQD18-8**
24	610	24" (610mm)	1.6	0.7	**MQD24-8**

Shelf-to-Shelf Divider

- Connects between two shelves
- Corrosion proof

Nominal Height (in.)	Nominal Height (mm)	Compatible with Shelf Depths (in.)	Compatible with Shelf Depths (mm)	Approx. Pkd. Wt. (lbs.)	Approx. Pkd. Wt. (kg)	Cat. No.
16	406	18, 21	457, 530	2.3	1.0	**MD18-16**
20	508	18, 21	457, 530	2.5	1.1	**MD18-20**
24	610	18, 21	457, 530	3.8	1.7	**MD18-24**
16	406	24	610	2.8	1.2	**MD24-16**
20	508	24	610	3.0	1.3	**MD24-20**
24	610	24	610	4.4	2.0	**MD24-24**



Color Shelf Marker

- 6" (152mm) Length
- Fits Super Erecta Pro Shelf
- Attach easily to shelf to identify contents stored.

Color	Length (in.)	Length (mm)	Approx. Pkd. Wt. (lbs.)	Approx. Pkd. Wt. (kg)	Cat. No.
Blue	6	152	0.05	0.02	**CSM6-BQ**
Green	6	152	0.05	0.02	**CSM6-GQ**
Red	6	152	0.05	0.02	**CSM6-RQ**
Tan	6	152	0.05	0.02	**CSM6-TQ**
White	6	152	0.05	0.02	**CSM6-WQ**
Yellow	6	152	0.05	0.02	**CSM6-YQ**
Gray	6	152	0.05	0.02	**CSM6-GRQ**

Label Holders

- Fits Super Erecta Pro Shelf
- Plastic holders snap into place to accommodate 1" (25mm) tall adhesive label.

Cat. No. **MQ04LH**

Indicates antimicrobial product.

Reclaim Wasted Space.

Super Adjustable Super Erecta® Shelving

Adjust and add shelves quickly and easily to reclaim wasted space.

Super Erecta

- Easy “no-tool” shelf adjustment
- 1" (25mm) spacing minimizes dead space
- Efficient use of space allows more storage levels to be added.

Storage efficiency can increase by 25% or more

Super Adjustable Super Erecta

NSF

Super Adjustable Wire Shelves — {10.01a} {10.10a}

Packaging: Wire shelves are priced individually and packaged no more than 4 per carton except 60" (1524mm) and 72" (1829mm) lengths and 30" (760mm) and 36" (914mm) widths, which are packaged no more than 2 per carton. Plastic sleeves and wedges are included with each shelf.

Width/Length (in.)	Width/Length (mm)	Approx. Pkd. Wt. (lbs.)	Approx. Pkd. Wt. (kg)	Cat. No. Chrome	Cat. No. Metroseal 3 with Microban®	Cat. No. Stainless
14x24	355x610	6	2.7	A1424NC	A1424NK3	A1424NS
14x30	355x760	7	3.2	A1430NC	A1430NK3	A1430NS
14x36	355x914	8	3.6	A1436NC	A1436NK3	A1436NS
14x42	355x1066	9 1/2	4.3	A1442NC	A1442NK3	A1442NS
14x48	355x1219	10 1/2	4.7	A1448NC	A1448NK3	A1448NS
14x60	355x1524	14	6.3	A1460NC	A1460NK3	A1460NS
14x72	355x1825	17	7.7	A1472NC	A1472NK3	A1472NS
18x24	457x610	7	3.2	A1824NC	A1824NK3	A1824NS
18x30	457x760	8	3.6	A1830NC	A1830NK3	A1830NS
18x36	457x914	9 1/2	4.3	A1836NC	A1836NK3	A1836NS
18x42	457x1066	11	5.0	A1842NC	A1842NK3	A1842NS
18x48	457x1219	12	5.4	A1848NC	A1848NK3	A1848NS
18x54	457x1370	14 1/2	6.6	A1854NC	A1854NK3	A1854NS
18x60	457x1524	17	7.7	A1860NC	A1860NK3	A1860NS
18x72	457x1829	20	9.1	A1872NC	A1872NK3	A1872NS
21x24	530x610	8	3.6	A2124NC	A2124NK3	A2124NS
21x30	530x760	9	4.1	A2130NC	A2130NK3	A2130NS
21x36	530x914	11	5.0	A2136NC	A2136NK3	A2136NS
21x42	530x1066	12	5.4	A2142NC	A2142NK3	A2142NS
21x48	530x1219	14	6.4	A2148NC	A2148NK3	A2148NS
21x54	530x1370	16	7.3	A2154NC	A2154NK3	A2154NS
21x60	530x1524	18	8.2	A2160NC	A2160NK3	A2160NS
21x72	530x1829	24	10.9	A2172NC	A2172NK3	A2172NS
24x24	610x610	9	4.1	A2424NC	A2424NK3	A2424NS
24x30	610x760	11	5.0	A2430NC	A2430NK3	A2430NS
24x36	610x914	13	5.9	A2436NC	A2436NK3	A2436NS
24x42	610x1066	15	6.8	A2442NC	A2442NK3	A2442NS
24x48	610x1219	16	7.3	A2448NC	A2448NK3	A2448NS
24x54	610x1370	18	8.6	A2454NC	A2454NK3	A2454NS
24x60	610x1524	21	9.5	A2460NC	A2460NK3	A2460NS
24x72	610x1829	26	11.8	A2472NC	A2472NK3	A2472NS
30x36	760x914	15	6.8	A3036NC		
30x48	760x1219	21	9.5	A3048NC		
30x60	760x1524	26 1/2	11.8	A3060NC		
30x72	760x1829	31	14.0	A3072NC		
36x36	910x914	18	8.2	A3636NC		
36x48	910x1219	23	10.4	A3648NC		
36x60	910x1524	29	13.1	A3660NC		
36x72	910x1829	34 1/2	15.4	A3672NC		

Note: The actual length of the shelves is 1/8" (3.2mm) shorter than the nominal dimension shown. The actual depth of the shelves is 1/8" (3.2mm) greater than the nominal dimension shown.
Note: Wire shelves up to 48" (1219mm) long have a weight capacity of 800 lbs. (363kg); Shelves longer than 48" (1219mm) have a weight capacity of 600 lbs. (272kg) per shelf evenly distributed.
Note: 14" (355mm) deep shelving – Stationary units taller than 63" (1600mm) must be fastened to the floor or wall using Metro foot plates or wall brackets. On mobile units the maximum allowable post height is 54" (1370mm).
Note: Metroseal 3 is not cart-washable.

✓ Indicates antimicrobial product.

SiteSelect™ Posts — {10.01a} {10.10a}

Stationary Super Erecta® SiteSelect posts are fitted with adjustable leveling bolts to compensate for uneven surfaces. Mobile posts come without leveling bolt assembly to accommodate stem casters. Special length posts are available.†

		STATIONARY					MOBILE			
Height* (in.)	Height* (mm)	Approx. Pkd. Wt. (lbs.)	Approx. Pkd. Wt. (kg)	Cat. No. Chrome	Cat. No. Metroseal 3 with Microban®	Cat. No. Stainless**	Approx. Pkd. Wt. (lbs.)	Approx. Pkd. Wt. (kg)	Cat. No. Plated	Cat. No. Metroseal 3 with Microban®	Cat. No. Stainless
7 1/2	191	1/2	0.3	7P	7PK3						
14 1/2	370	1	0.5	13P	13PK3	13PS	1	0.5	13UP	13UPK3	13UPS
27 1/2	699	1 3/4	0.75	27P	27PK3	27PS	1 3/4	0.75	27UP	27UPK3	27UPS
34 1/2	875	2	0.9	33P	33PK3	33PS	2	0.9	33UP	33UPK3	33UPS
54 9/16	1385	3	1.4	54P	54PK3	54PS	3	1.4	54UP	54UPK3	54UPS
62 9/16	1590	3 1/2	1.6	63P	63PK3	63PS	3 1/2	1.6	63UP	63UPK3	63UPS
74 5/8	1895	4	1.8	74P	74PK3	74PS	3 3/4	1.7		70UPK3	
86 5/8	2200	5	2.3	86P	86PK3	86PS	4	1.8	74UP	74UPK3	74UPS
96 5/8	2454	5 1/2	2.5	***96P			4.5	2.0	86UP	86UPK3	86UPS

*Height includes leveling bolt and cap.
**Stainless stationary post includes stainless leveling bolt.
***96P should not be used on units less than 24" (610mm) deep. Consult Metro Engineeringfor alternate recommendations.
†Note: Special length posts are available, priced at next higher length plus a cutting charge. Actual height of a stationary cut post is the nominal height plus 3/8" (10mm)

These posts come without leveling bolt assembly to accommodate stem casters.
†Note: Actual height of a mobile cut post is the nominal height minus 1/4" (6mm)
Casters for mobile applications can be found on pages 50 & 51.

Shelving Starter and Add-On Units — {10.91}

- Starter Units consist of four posts and indicated number of Super Adjustable Super Erecta shelves.
- Add-On Units consist of two posts, indicated number of shelves, and two "S" Hooks per shelf, for attaching shelf to adjacent unit.

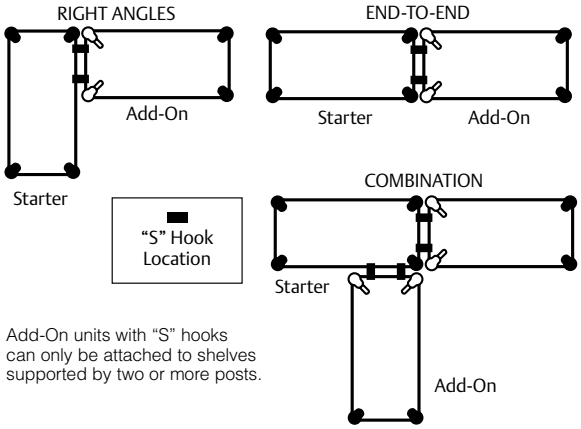

Add-On units with "S" hooks can only be attached to shelves supported by two or more posts.

For additional wire shelves, order from page 37.

Chrome Four-Tier Unit with 63" posts

Nominal Width/Length (in.)	(mm)	Approx. Pkd. Wt. (lbs.)	(kg)	Cat. No. Starter Unit	Approx. Pkd. Wt. (lbs.)	(kg)	Cat. No. Add-On Unit
18x24	457x610	42	19.1	**A316C**	35	15.9	**AA316C**
18x30	457x760	47	21.3	**A326C**	40	18.1	**AA326C**
18x36	457x914	53	24.0	**A336C**	46	20.9	**AA336C**
18x42	457x1060	57	25.9	**A346C**	50	22.7	**AA346C**
18x48	457x1219	63	28.6	**A356C**	56	25.4	**AA356C**
18x60	457x1524	82	37.2	**A366C**	75	34.0	**AA366C**
18x72	457x1829	94	42.6	**A376C**	87	39.5	**AA376C**
21x24	530x610	46	20.9	**A416C**	39	17.7	**AA416C**
21x30	530x760	52	23.6	**A426C**	45	20.4	**AA426C**
21x36	530x914	59	26.8	**A436C**	52	23.6	**AA436C**
21x42	530x1060	65	29.5	**A446C**	58	26.3	**AA446C**
21x48	530x1219	71	32.2	**A456C**	64	29.0	**AA456C**
21x60	530x1524	88	39.9	**A466C**	81	36.7	**AA466C**
21x72	530x1829	98	44.5	**A476C**	92	41.7	**AA476C**
24x24	610x610	50	22.7	**A516C**	43	19.5	**AA516C**
24x30	610x760	57	25.9	**A526C**	50	22.7	**AA526C**
24x36	610x914	65	29.5	**A536C**	58	26.3	**AA536C**
24x42	610x1060	72	32.7	**A546C**	65	29.5	**AA546C**
24x48	610x1219	79	35.8	**A556C**	72	32.7	**AA556C**
24x60	610x1524	98	44.5	**A566C**	91	41.3	**AA566C**
24x72	610x1829	120	54.4	**A576C**	113	51.3	**AA576C**

Actual Dimensions: Width: Add 1/8" (3.2mm) to nominal size.
Length: Subtract 1/8" (3.2mm) from nominal size.

Chrome Five-Tier Unit with 74" posts

Approx. Pkd. Wt. (lbs.)	(kg)	Cat. No. Starter Unit	Approx. Pkd. Wt. (lbs.)	(kg)	Cat. No. Add-On Unit
51	23.1	**5A317C**	43	19.5	**5AA317C**
58	26.3	**5A327C**	50	22.7	**5AA327C**
65	29.5	**5A337C**	57	25.9	**5AA337C**
70	31.8	**5A347C**	62	28.1	**5AA347C**
78	35.4	**5A357C**	70	31.8	**5AA357C**
102	46.3	**5A367C**	93	42.2	**5AA367C**
117	53.1	**5A377C**	108	49.0	**5AA377C**
57	25.9	**5A417C**	48	21.8	**5AA417C**
64	29.0	**5A427C**	56	25.4	**5AA427C**
73	33.1	**5A437C**	65	29.5	**5AA437C**
81	36.7	**5A447C**	73	33.1	**5AA447C**
88	39.9	**5A457C**	80	36.3	**5AA457C**
109	49.4	**5A467C**	101	45.8	**5AA467C**
122	55.3	**5A477C**	113	51.3	**5AA477C**
62	28.1	**5A517C**	53	24.0	**5AA517C**
71	32.2	**5A527C**	62	28.1	**5AA527C**
81	36.7	**5A537C**	73	33.1	**5AA537C**
89	40.4	**5A547C**	81	36.7	**5AA547C**
98	44.5	**5A557C**	90	40.8	**5AA557C**
122	55.3	**5A567C**	113	51.3	**5AA567C**
149	67.6	**5A577C**	141	64.0	**5AA577C**

Replacement "S" Hook

2 are required for each storage level.
Cat. No. **9995Z**

Security "S" Hook

2 are required for each storage level.
Chrome. Cat. No. **H9995C**
Black. Cat. No. **H9995B**

Metroseal 3 Four-Tier Unit with 63" posts

Nominal Width/Length (in.)	(mm)	Approx. Pkd. Wt. (lbs.)	(kg)	Cat. No. Starter Unit	Approx. Pkd. Wt. (lbs.)	(kg)	Cat. No. Add-On Unit
18x24	457x610	42	19.1	**A316K3**	35	15.9	**AA316K3**
18x30	457x760	47	21.3	**A326K3**	40	18.1	**AA326K3**
18x36	457x914	53	24.0	**A336K3**	46	20.9	**AA336K3**
18x42	457x1060	57	25.9	**A346K3**	50	22.7	**AA346K3**
18x48	457x1219	63	28.6	**A356K3**	56	25.4	**AA356K3**
18x60	457x1524	82	37.2	**A366K3**	75	34.0	**AA366K3**
18x72	457x1829	94	42.6	**A376K3**	87	39.5	**AA376K3**
21x24	530x610	46	20.9	**A416K3**	39	17.7	**AA416K3**
21x30	530x760	52	23.6	**A426K3**	45	20.4	**AA426K3**
21x36	530x914	59	26.8	**A436K3**	52	23.6	**AA436K3**
21x42	530x1060	65	29.5	**A446K3**	58	26.3	**AA446K3**
21x48	530x1219	71	32.2	**A456K3**	64	29.0	**AA456K3**
21x60	530x1524	88	39.9	**A466K3**	81	36.7	**AA466K3**
21x72	530x1829	98	44.5	**A476K3**	92	41.7	**AA476K3**
24x24	610x610	50	22.7	**A516K3**	43	19.5	**AA516K3**
24x30	610x760	57	25.9	**A526K3**	50	22.7	**AA526K3**
24x36	610x914	65	29.5	**A536K3**	58	26.3	**AA536K3**
24x42	610x1060	72	32.7	**A546K3**	65	29.5	**AA546K3**
24x48	610x1219	79	35.8	**A556K3**	72	32.7	**AA556K3**
24x60	610x1524	98	44.5	**A566K3**	91	41.3	**AA566K3**
24x72	610x1829	120	54.4	**A576K3**	113	51.3	**AA576K3**

Actual Dimensions: Width: Add 1/8" (3.2mm) to nominal size.
Length: Subtract 1/8" (3.2mm) from nominal size.º

Metroseal 3 Five-Tier Unit with 74" posts

Approx. Pkd. Wt. (lbs.)	(kg)	Cat. No. Starter Unit	Approx. Pkd. Wt. (lbs.)	(kg)	Cat. No. Add-On Unit
51	23.1	**5A317K3**	43	19.5	**5AA317K3**
58	26.3	**5A327K3**	50	22.7	**5AA327K3**
65	29.5	**5A337K3**	57	25.9	**5AA337K3**
70	31.8	**5A347K3**	62	28.1	**5AA347K3**
78	35.4	**5A357K3**	70	31.8	**5AA357K3**
102	46.3	**5A367K3**	93	42.2	**5AA367K3**
117	53.1	**5A377K3**	108	49.0	**5AA377K3**
57	25.9	**5A417K3**	48	21.8	**5AA417K3**
64	29.0	**5A427K3**	56	25.4	**5AA427K3**
73	33.1	**5A437K3**	65	29.5	**5AA437K3**
81	36.7	**5A447K3**	73	33.1	**5AA447K3**
88	39.9	**5A457K3**	80	36.3	**5AA457K3**
109	49.4	**5A467K3**	101	45.8	**5AA467K3**
122	55.3	**5A477K3**	113	51.3	**5AA477K3**
62	28.1	**5A517K3**	53	24.0	**5AA517K3**
71	32.2	**5A527K3**	62	28.1	**5AA527K3**
81	36.7	**5A537K3**	73	33.1	**5AA537K3**
89	40.4	**5A547K3**	81	36.7	**5AA547K3**
98	44.5	**5A557K3**	90	40.8	**5AA557K3**
122	55.3	**5A567K3**	113	51.3	**5AA567K3**
149	67.6	**5A577K3**	141	64.0	**5AA577K3**

Indicates antimicrobial product.

Super Adjustable Super Erecta® Stem Caster Carts — {11.01a}

- Consists of Super Adjustable Super Erecta wire shelves.
- 5" (127mm) resilient rubber or polyurethane casters with donut bumpers.

Super Adjustable Super Erecta® Wire Stem Caster Cart

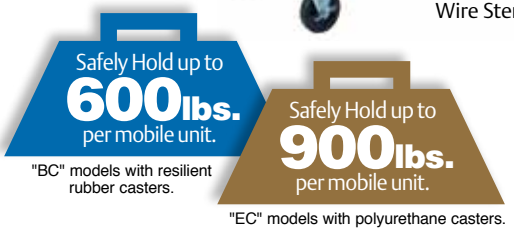

"BC" models with resilient rubber casters.

"EC" models with polyurethane casters.

4-Tier Models – Chrome Shelves and Chrome-Plated Posts Overall Height 67 7/8" (1724mm)

Shelf Width/Length (in.)	(mm)	Approx. Pkd. Wt. (lbs.)	(kg)	Catalog Number with Casters: Two Swivel Two Brake Resilient Rubber Casters	Two Swivel Two Brake Polyurethane Casters
18x36	457x914	60	27	**A336BC**	**A336EC**
18x48	457x1219	72	32	**A356BC**	**A356EC**
18x60	457x1524	88	40	**A366BC**	**A366EC**
21x36	530x914	69	31	**A436BC**	**A436EC**
21x48	530x1219	81	36	**A456BC**	**A456EC**
21x60	530x1524	98	44	**A466BC**	**A466EC**
24x36	610x914	76	34	**A536BC**	**A536EC**
24x48	610x1219	92	41	**A556BC**	**A556EC**
24x60	610x1524	112	51	**A566BC**	**A566EC**

5-Tier Models – With Chrome Shelves and Chrome-Plated PostsOverall Height 67 7/8" (1724mm)

Shelf Width/Length (in.)	(mm)	Approx. Pkd. Wt. (lbs.)	(kg)	Catalog Number with Casters: Two Swivel Two Brake Resilient Rubber Casters	Two Swivel Two Brake Polyurethane Casters
18x36	457x914	60	27	**5A336BC**	**5A336EC**
18x48	457x1219	72	32	**5A356BC**	**5A356EC**
18x60	457x1524	88	40	**5A366BC**	**5A366EC**
21x36	530x914	69	31	**5A436BC**	**5A436EC**
21x48	530x1219	81	36	**5A456BC**	**5A456EC**
21x60	530x1524	98	44	**5A466BC**	**5A466EC**
24x36	610x914	76	34	**5A536BC**	**5A536EC**
24x48	610x1219	92	41	**5A556BC**	**5A556EC**
24x60	610x1524	112	51	**5A566BC**	**5A566EC**

Note: Models include 63UP posts.
Use a solid shelf on the lowest levels to protect contents on the bottom of the cart from debris and dripping. (See page 75).

Genuine Metro.



Metro Fact:
Metro created the original post-based shelving unit in 1965. Still today, Metro Super Erecta Shelving is recognized worldwide as the most popular commercial shelving system ever.

NSF

Super Erecta® Shelving System

The original wire storage system.

A storage system that defines the extent of space, Super Erecta's revolutionary concept was fresh and innovative from its start — nearly 50 years ago. It has continued to evolve, with nearly 100 highly specialized accessories, aimed at meeting the diversity of today's challenges.

- Adjustable: Shelves can be repositioned at precise 1" (25mm) increments along the length of the numbered posts.
- Unique Design: Open-wire design minimizes dust accumulation, allows a free circulation of air, and greater visibility of stored items.
- Mobile: Full choice of caster types available for mobile applications.



SiteSelect posts provide a visual guide for positioning and adjusting shelves, saving considerable time during assembly and adjustment. An easy-to-identify double groove, every 8" (203mm), offers a quick way to align all shelves.

Shelving Finishes Guide

Wire & Solid

Type 304 Polished Stainless Steel
Addresses the most aggressive applications and environments. All-stainless solid and wire options exist for high temperature automated cart wash and autoclave applications.

Metroseal 3™ Epoxy
Corrosion resistant finish for wet or high humidity environments with a 12 year warranty against rust and corrosion. Microban antimicrobial is built into the finish to keep the product “cleaner between cleanings”.

Chrome Plating
The "real" nickel-chrome finish for dry, low humidity environments. Metro’s durable chrome finish includes a protective lacquer coat.

Brite
Economical, chromate finish for dry, low humidity environments. Metro’s Brite finish provides the look of chrome and includes a protective lacquer coat.

Standard Epoxy and Designer Finishes
A pleasing aesthetic and basic protection for dry environments.

Shelving Post Guide

Standard Stationary Post with adjustable leveling foot. Stainless models also feature a stainless leveling foot. Use Foot Plates for greater stability.

Standard Stem Caster Mobile Post accepts a Metro stem caster. Use these for the majority of standard duty transport and movable storage applications.

Cart Wash and Autoclave Applications
Swaged stainless post has a fastened aluminum post cap and is specifically designed to withstand high temperatures. See page 50 for part numbers.

Heavy Duty Transport
Staked post attaches to a dolly truck to address abusive transport applications. The reinforced connection between the base receptacle and post provides a more secure connection to the dolly truck. See page 52 for part numbers.

Wire Shelves — {10.01a} {10.10a}

Packaging: Wire shelves are priced individually and packaged no more than 4 per carton except 60" (1524mm) and 72" (1829mm) lengths and 30" (760mm) and 36" (914mm) widths, which are packaged no more than 2 per carton. Plastic sleeves and wedges are included with each shelf.

Width/Length (in.)	(mm)	Approx. Pkd. Wt. (lbs.)	(kg)	Cat. No. Super Erecta Brite	Cat. No. Chrome	Cat. No. Metroseal 3 with Microban®	Cat. No. Stainless
14x24	355x610	6	2.7	1424BR	1424NC	1424NK3	1424NS
14x30	355x760	7	3.2	1430BR	1430NC	1430NK3	1430NS
14x36	355x914	8	3.6	1436BR	1436NC	1436NK3	1436NS
14x42	355x1066	9 1/2	4.3	1442BR	1442NC	1442NK3	1442NS
14x48	355x1219	10 1/2	4.7	1448BR	1448NC	1448NK3	1448NS
14x60	355x1524	14	6.3	1460BR	1460NC	1460NK3	1460NS
14x72	355x1829	17	7.7	1472BR	1472NC	1472NK3	1472NS
18x18	457x457	6	2.7	N/A	1818NC	N/A	N/A
18x24	457x610	7	3.2	1824BR	1824NC	1824NK3	1824NS
18x30	457x760	8	3.6	1830BR	1830NC	1830NK3	1830NS
18x36	457x914	9 1/2	4.3	1836BR	1836NC	1836NK3	1836NS
18x42	457x1066	11	5.0	1842BR	1842NC	1842NK3	1842NS
18x48	457x1219	12	5.4	1848BR	1848NC	1848NK3	1848NS
18x54	457x1370	14 1/2	6.6	1854BR	1854NC	1854NK3	1854NS
18x60	457x1524	17	7.7	1860BR	1860NC	1860NK3	1860NS
18x72	457x1829	20	9.1	1872BR	1872NC	1872NK3	1872NS
21x24	530x610	8	3.6	2124BR	2124NC	2124NK3	2124NS
21x30	530x760	9	4.1	2130BR	2130NC	2130NK3	2130NS
21x36	530x914	11	5.0	2136BR	2136NC	2136NK3	2136NS
21x42	530x1066	12	5.4	2142BR	2142NC	2142NK3	2142NS
21x48	530x1219	14	6.4	2148BR	2148NC	2148NK3	2148NS
21x54	530x1370	16	7.3	2154BR	2154NC	2154NK3	2154NS
21x60	530x1524	18	8.2	2160BR	2160NC	2160NK3	2160NS
21x72	530x1829	24	10.9	2172BR	2172NC	2172NK3	2172NS
24x24	610x610	9	4.1	2424BR	2424NC	2424NK3	2424NS
24x30	610x760	11	5.0	2430BR	2430NC	2430NK3	2430NS
24x36	610x914	13	5.9	2436BR	2436NC	2436NK3	2436NS
24x42	610x1066	15	6.8	2442BR	2442NC	2442NK3	2442NS
24x48	610x1219	16	7.3	2448BR	2448NC	2448NK3	2448NS
24x54	610x1370	19	8.6	2454BR	2454NC	2454NK3	2454NS
24x60	610x1524	21	9.5	2460BR	2460NC	2460NK3	2460NS
24x72	610x1829	26	11.8	2472BR	2472NC	2472NK3	2472NS
30x36	760x914	15	6.8		3036NC	3036NK3	3036NS
30x48	760x1219	21	9.5		3048NC	3048NK3	3048NS
30x60	760x1524	26 1/2	11.8		3060NC	3060NK3	3060NS
30x72	760x1829	31	14.0		3072NC	3072NK3	3072NS
36x36	910x914	18	8.2		3636NC	3636NK3	3636NS
36x48	910x1219	23	10.4		3648NC	3648NK3	3648NS
36x60	910x1524	29	13.1		3660NC	3660NK3	3660NS
36x72	910x1829	34 1/2	15.4		3672NC	3672NK3	3672NS

Note: The actual length of the shelves is 1/8" (3.2mm) shorter than the nominal dimension shown. The actual depth of the shelves is 1/8" (3.2mm) greater than the nominal dimension shown.
Note: Wire shelves up to 48" (1219mm) long have a weight capacity of 800 lbs. (363kg); Shelves longer than 48" (1219mm) have a weight capacity of 600 lbs. (272kg) per shelf evenly distributed.
Note: 14" (355mm) deep shelving – Stationary units taller than 63" (1600mm) must be fastened to the floor or wall using Metro foot plates or wall brackets. On mobile units the maximum allowable post height is 54" (1370mm).
Note: Metroseal 3 is not cart-washable.

SiteSelect™ Posts — {10.01a} {10.10a}

Stationary Super Erecta® SiteSelect posts are fitted with adjustable leveling bolts to compensate for uneven surfaces. Mobile posts come without leveling bolt assembly to accommodate stem casters. Special length posts are available.†

		STATIONARY					MOBILE			
Height* (in.)	(mm)	Approx. Pkd. Wt. (lbs.)	(kg)	Cat. No. Chrome	Cat. No. Metroseal 3 with Microban®	Cat. No. Stainless**	Approx. Pkd. Wt. (lbs.)	(kg)	Cat. No. Plated	Cat. No. Metroseal 3 with Microban®	Cat. No. Stainless
7 1/2	191	1/2	0.3	7P	7PK3						
14 1/2	370	1	0.5	13P	13PK3	13PS	1	0.5	13UP	13UPK3	13UPS
27 1/2	699	1 3/4	0.75	27P	27PK3	27PS	1 3/4	0.75	27UP	27UPK3	27UPS
34 1/2	875	2	0.9	33P	33PK3	33PS	2	0.9	33UP	33UPK3	33UPS
54 9/16	1385	3	1.4	54P	54PK3	54PS	3	1.4	54UP	54UPK3	54UPS
62 9/16	1590	3 1/2	1.6	63P	63PK3	63PS	3 1/2	1.6	63UP	63UPK3	63UPS
							3 3/4	1.7		70UPK3	
74 5/8	1895	4	1.8	74P	74PK3	74PS	4	1.8	74UP	74UPK3	74UPS
86 5/8	2200	5	2.3	86P	86PK3	86PS	4.5	2.0	86UP	86UPK3	86UPS
96 5/8	2454	5 1/2	2.5	***96P							

*Height includes leveling bolt and cap.
**Stainless stationary post includes stainless leveling bolt.
***96P should not be used on units less than 24" (610mm) deep. Consult Metro Engineeringfor alternate recommendations.
†Note: Special length posts are available, priced at next higher length plus a cutting charge.
Actual height of a stationary cut post is the nominal height plus 3/8" (10mm)

These posts come without leveling bolt assembly to accommodate stem casters.
†Note: Actual height of a mobile cut post is the nominal height minus 1/4" (6mm)
Casters for mobile applications can be found on pages 50 & 51.

Indicates antimicrobial product.

Designer Color Shelving — {10.14}

Available in a wide spectrum of colors that complement any decor.

Width/Length (in.)	(mm)	Approx. Pkd. Wt. (lbs.)	(kg)	STANDARD COLORS Cat. No. Black	Cat. No. White	Cat. No. Smoked Glass	DESIGNER COLORS Cat. No. Flame†	Cat. No. Designer Colors*†
14x24	355x610	6	2.7	1424NBL	1424NW	1424N-DSG	1424NF	1424N-D
14x30	355x760	7	3.2	1430NBL	1430NW	1430N-DSG	1430NF	1430N-D
14x36	355x914	8	3.6	1436NBL	1436NW	1436N-DSG	1436NF	1436N-D
14x42	355x1066	9 1/2	4.3	1442NBL	1442NW	1442N-DSG	1442NF	1442N-D
14x48	355x1219	10 1/2	4.7	1448NBL	1448NW	1448N-DSG	1448NF	1448N-D
14x60	355x1524	14	6.3	1460NBL	1460NW	1460N-DSG	1460NF	1460N-D
14x72	355x1829	17	7.7	1472NBL	1472NW	1472N-DSG	1472NF	1472N-D
18x18	457x457	6	2.7	1818NBL	1818NW	1818N-DSG	1818NF	1818N-D
18x24	457x610	7	3.2	1824NBL	1824NW	1824N-DSG	1824NF	1824N-D
18x30	457x760	8	3.6	1830NBL	1830NW	1830N-DSG	1830NF	1830N-D
18x36	457x914	9 1/2	4.3	1836NBL	1836NW	1836N-DSG	1836NF	1836N-D
18x42	457x1066	11	5.0	1842NBL	1842NW	1842N-DSG	1842NF	1842N-D
18x48	457x1219	12	5.4	1848NBL	1848NW	1848N-DSG	1848NF	1848N-D
18x54	457x1370	14 1/2	6.6	1854NBL	1854NW	1854N-DSG	1854NF	1854N-D
18x60	457x1524	17	7.7	1860NBL	1860NW	1860N-DSG	1860NF	1860N-D
18x72	457x1829	20	9.1	1872NBL	1872NW	1872N-DSG	1872NF	1872N-D
21x24	530x610	8	3.6	2124NBL	2124NW	2124N-DSG	2124NF	2124N-D
21x30	530x760	9	4.1	2130NBL	2130NW	2130N-DSG	2130NF	2130N-D
21x36	530x914	11	5.0	2136NBL	2136NW	2136N-DSG	2136NF	2136N-D
21x42	530x1066	12	5.4	2142NBL	2142NW	2142N-DSG	2142NF	2142N-D
21x48	530x1219	14	6.4	2148NBL	2148NW	2148N-DSG	2148NF	2148N-D
21x54	530x1370	16	7.3	2154NBL	2154NW	2154N-DSG	2154NF	2154N-D
21x60	530x1524	18	8.2	2160NBL	2160NW	2160N-DSG	2160NF	2160N-D
21x72	530x1829	24	10.9	2172NBL	2172NW	2172N-DSG	2172NF	2172N-D
24x24	610x610	9	4.1	2424NBL	2424NW	2424N-DSG	2424NF	2424N-D
24x30	610x760	11	5.0	2430NBL	2430NW	2430N-DSG	2430NF	2430N-D
24x36	610x914	13	5.9	2436NBL	2436NW	2436N-DSG	2436NF	2436N-D
24x42	610x1066	15	6.8	2442NBL	2442NW	2442N-DSG	2442NF	2442N-D
24x48	610x1219	16	7.3	2448NBL	2448NW	2448N-DSG	2448NF	2448N-D
24x54	610x1370	19	8.6	2454NBL	2454NW	2454N-DSG	2454NF	2454N-D
24x60	610x1524	21	9.5	2460NBL	2460NW	2460N-DSG	2460NF	2460N-D
24x72	610x1829	26	11.8	2472NBL	2472NW	2472N-DSG	2472NF	2472N-D

Note: White epoxy Super Erecta shelves come with white split sleeves.
Note: All Black, Smoked Glass and Designer Super Erecta shelves come with black split sleeves.
Note: Black shelving is NSF listed. White, Smoked Glass, and Designer Colors are not NSF listed.

Posts — {10.14}

Height* (in.)	(mm)	Approx. Pkd. Wt. (lbs.)	(kg)	STATIONARY Cat. No. Black	Cat. No. White	Cat. No. Smoked Glass	Cat. No. Flame†	Cat. No. Designer Colors*†
7 1/2	191	1/2	0.3	7PBL	7PW	7P-DSG	7PF	7P-D
14 1/2	370	1	0.5	13PBL	13PW	13P-DSG	13PF	13P-D
27 1/2	699	1 3/4	0.75	27PBL	27PW	27P-DSG	27PF	27P-D
34 1/2	875	2	0.9	33PBL	33PW	33P-DSG	33PF	33P-D
54 9/16	1385	3	1.4	54PBL	54PW	54P-DSG	54PF	54P-D
62 9/16	1590	3 1/2	1.6	63PBL	63PW	63P-DSG	63PF	63P-D
74 5/8	1895	4	1.8	74PBL	74PW	74P-DSG	74PF	74P-D
86 5/8	2200	5	2.3	86PBL	86PW	86P-DSG	86PF	86P-D

Approx. Pkd. Wt. (lbs.)	(kg)	MOBILE (FOR STEM CASTERS) Cat. No. Black	Cat. No. White	Cat. No. Smoked Glass	Cat. No. Flame†	Cat. No. Designer Colors*†
		—	—	—	—	—
		—	—	—	—	—
1 3/4	0.75	27UPBL	27UPW	27UP-DSG	27UPF	27UP-D
2	0.9	33UPBL	33UPW	33UP-DSG	33UPF	33UP-D
3	1.4	54UPBL	54UPW	54UP-DSG	54UPF	54UP-D
3 1/2	1.6	63UPBL	63UPW	63UP-DSG	63UPF	63UP-D
4	1.8	74UPBL	74UPW	74UP-DSG	74UPF	74UP-D
4.5	2.0	86UPBL	86UPW	86UP-DSG	86UPF	86UP-D

†Contact your Metro representative for pricing on Stationary and Mobile Designer Color Posts.

Standard Colors

Black

White

Smoked Glass

Designer Colors*

Flame (F)

Copper Hammertone (CH)

Silver Hammertone (SH)

*For Designer Colors: CH, SH

*To order a Designer Color, add the appropriate color suffix to the desired catalog numbers above.

Example: 18" x 36" (457 x 914mm) Copper Hammertone Shelf = 1836N-D**CH**
74" (1880mm) stationary Copper Hammertone Post = 74P-D**CH**.

Shelving Starter and Add-On Units — {10.90}

- Starter Units consist of four posts and indicated number of Super Erecta shelves.
- Add-On Units consist of two posts, indicated number of shelves, and two "S" Hooks per shelf, for attaching shelf to adjacent unit.

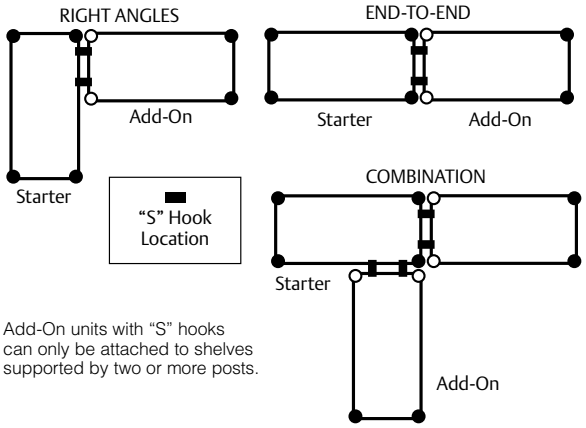

Add-On units with "S" hooks can only be attached to shelves supported by two or more posts.

For additional wire shelves, order from page 42.

Easy Order — Chrome Finish

Nominal Width/Length (in.)	Nominal Width/Length (mm)	Chrome Four-Tier Unit with 63" posts: Approx. Pkd. Wt. (lbs.)	Approx. Pkd. Wt. (kg)	Cat. No. Starter Unit	Approx. Pkd. Wt. (lbs.)	Approx. Pkd. Wt. (kg)	Cat. No. Add-On Unit
18x24	457x610	42.0	19.1	**N316C**	35.0	15.9	**AN316C**
18x30	457x760	47.0	21.3	**N326C**	40.0	18.1	**AN326C**
18x36	457x914	53.0	24.0	**N336C**	46.0	20.9	**AN336C**
18x42	457x1060	57.0	25.9	**N346C**	50.0	22.7	**AN346C**
18x48	457x1219	63.0	28.6	**N356C**	56.0	25.4	**AN356C**
18x60	457x1524	82.0	37.2	**N366C**	75.0	34.0	**AN366C**
18x72	457x1829	94.0	42.6	**N376C**	87.0	39.5	**AN376C**
21x24	530x610	46.0	20.9	**N416C**	39.0	20.9	**AN416C**
21x30	530x760	52.0	23.6	**N426C**	45.0	23.6	**AN426C**
21x36	530x914	59.0	26.8	**N436C**	52.0	26.8	**AN436C**
21x42	530x1060	65.0	29.5	**N446C**	58.0	29.5	**AN446C**
21x48	530x1219	71.0	32.2	**N456C**	64.0	32.2	**AN456C**
21x60	530x1524	88.0	39.9	**N466C**	81.0	39.9	**AN466C**
21x72	530x1829	98.0	44.5	**N476C**	92.0	44.5	**AN476C**
24x24	610x610	50.0	22.7	**N516C**	43.0	19.5	**AN516C**
24x30	610x760	57.0	25.9	**N526C**	50.0	22.7	**AN526C**
24x36	610x914	65.0	29.5	**N536C**	58.0	26.3	**AN536C**
24x42	610x1060	72.0	32.7	**N546C**	65.0	29.5	**AN546C**
24x48	610x1219	79.0	35.8	**N556C**	72.0	32.7	**AN556C**
24x60	610x1524	98.0	44.5	**N566C**	91.0	41.3	**AN566C**
24x72	610x1829	120.0	54.4	**N576C**	113.0	51.3	**AN576C**

Actual Dimensions: Width: Add 1/8" (3.2mm) to nominal size.
Length: Subtract 1/8" (3.2mm) from nominal size.

Chrome Five-Tier Unit with 74" posts: Approx. Pkd. Wt. (lbs.)	Approx. Pkd. Wt. (kg)	Cat. No. Starter Unit	Approx. Pkd. Wt. (lbs.)	Approx. Pkd. Wt. (kg)	Cat. No. Add-On Unit
51.0	23.1	**5N317C**	43.0	19.5	**5AN317C**
58.0	26.3	**5N327C**	50.0	22.7	**5AN327C**
65.0	29.5	**5N337C**	57.0	25.9	**5AN337C**
70.0	31.8	**5N347C**	62.0	28.1	**5AN347C**
78.0	35.4	**5N357C**	70.0	31.8	**5AN357C**
102.0	46.3	**5N367C**	93.0	42.2	**5AN367C**
117.0	53.1	**5N377C**	108.0	49.0	**5AN377C**
57.0	25.9	**5N417C**	48.0	21.8	**5AN417C**
64.0	29.0	**5N427C**	56.0	25.4	**5AN427C**
73.0	33.1	**5N437C**	65.0	29.5	**5AN437C**
81.0	36.7	**5N447C**	73.0	33.1	**5AN447C**
88.0	39.9	**5N457C**	80.0	36.3	**5AN457C**
109.0	49.4	**5N467C**	101.0	45.8	**5AN467C**
122.0	55.3	**5N477C**	113.0	51.3	**5AN477C**
62.0	28.1	**5N517C**	53.0	24.0	**5AN517C**
71.0	32.2	**5N527C**	62.0	28.1	**5AN527C**
81.0	36.7	**5N537C**	73.0	33.1	**5AN537C**
89.0	40.4	**5N547C**	81.0	36.7	**5AN547C**
98.0	44.5	**5N557C**	90.0	40.8	**5AN557C**
122.0	55.3	**5N567C**	113.0	51.3	**5AN567C**
149.0	67.6	**5N577C**	141.0	64.0	**5AN577C**

Replacement "S" Hook

2 are required for each storage level.
Cat. No. **9995Z**

Security "S" Hook

2 are required for each storage level. Bag of 2.
Chrome. Cat. No. **H9995C**
Black. Cat. No. **H9995B**

Easy Order — Brite Finish

Brite Four-Tier Unit with 63" posts

Nominal Width/Length (in.)	(mm)	Approx. Pkd. Wt. (lbs.)	(kg)	Cat. No. Starter Unit	Approx. Pkd. Wt. (lbs.)	(kg)	Cat. No. Add-On Unit
18x24	457x610	42.0	19.1	**N316BR**	35.0	15.9	**AN316BR**
18x30	457x760	47.0	21.3	**N326BR**	40.0	18.1	**AN326BR**
18x36	457x914	53.0	24.0	**N336BR**	46.0	20.9	**AN336BR**
18x42	457x1060	57.0	25.9	**N346BR**	50.0	22.7	**AN346BR**
18x48	457x1219	63.0	28.6	**N356BR**	56.0	25.4	**AN356BR**
18x60	457x1524	82.0	37.2	**N366BR**	75.0	34.0	**AN366BR**
18x72	457x1829	94.0	42.6	**N376BR**	87.0	39.5	**AN376BR**
21x24	530x610	46.0	20.9	**N416BR**	39.0	20.9	**AN416BR**
21x30	530x760	52.0	23.6	**N426BR**	45.0	23.6	**AN426BR**
21x36	530x914	59.0	26.8	**N436BR**	52.0	26.8	**AN436BR**
21x42	530x1060	65.0	29.5	**N446BR**	58.0	29.5	**AN446BR**
21x48	530x1219	71.0	32.2	**N456BR**	64.0	32.2	**AN456BR**
21x60	530x1524	88.0	39.9	**N466BR**	81.0	39.9	**AN466BR**
21x72	530x1829	98.0	44.5	**N476BR**	92.0	44.5	**AN476BR**
24x24	610x610	50.0	22.7	**N516BR**	43.0	19.5	**AN516BR**
24x30	610x760	57.0	25.9	**N526BR**	50.0	22.7	**AN526BR**
24x36	610x914	65.0	29.5	**N536BR**	58.0	26.3	**AN536BR**
24x42	610x1060	72.0	32.7	**N546BR**	65.0	29.5	**AN546BR**
24x48	610x1219	79.0	35.8	**N556BR**	72.0	32.7	**AN556BR**
24x60	610x1524	98.0	44.5	**N566BR**	91.0	41.3	**AN566BR**
24x72	610x1829	120.0	54.4	**N576BR**	113.0	51.3	**AN576BR**

Actual Dimensions: Width: Add 1/8" (3.2mm) to nominal size.
Length: Subtract 1/8" (3.2mm) from nominal size.

Brite Five-Tier Unit with 74" posts

Approx. Pkd. Wt. (lbs.)	(kg)	Cat. No. Starter Unit	Approx. Pkd. Wt. (lbs.)	(kg)	Cat. No. Add-On Unit
51.0	23.1	**5N317BR**	43.0	19.5	**5AN317BR**
58.0	26.3	**5N327BR**	50.0	22.7	**5AN327BR**
65.0	29.5	**5N337BR**	57.0	25.9	**5AN337BR**
70.0	31.8	**5N347BR**	62.0	28.1	**5AN347BR**
78.0	35.4	**5N357BR**	70.0	31.8	**5AN357BR**
102.0	46.3	**5N367BR**	93.0	42.2	**5AN367BR**
117.0	53.1	**5N377BR**	108.0	49.0	**5AN377BR**
57.0	25.9	**5N417BR**	48.0	21.8	**5AN417BR**
64.0	29.0	**5N427BR**	56.0	25.4	**5AN427BR**
73.0	33.1	**5N437BR**	65.0	29.5	**5AN437BR**
81.0	36.7	**5N447BR**	73.0	33.1	**5AN447BR**
88.0	39.9	**5N457BR**	80.0	36.3	**5AN457BR**
109.0	49.4	**5N467BR**	101.0	45.8	**5AN467BR**
122.0	55.3	**5N477BR**	113.0	51.3	**5AN477BR**
62.0	28.1	**5N517BR**	53.0	24.0	**5AN517BR**
71.0	32.2	**5N527BR**	62.0	28.1	**5AN527BR**
81.0	36.7	**5N537BR**	73.0	33.1	**5AN537BR**
89.0	40.4	**5N547BR**	81.0	36.7	**5AN547BR**
98.0	44.5	**5N557BR**	90.0	40.8	**5AN557BR**
122.0	55.3	**5N567BR**	113.0	51.3	**5AN567BR**
149.0	67.6	**5N577BR**	141.0	64.0	**5AN577BR**

Easy Order — Metroseal 3 Finish

PROTECTION THAT LIVES ON MICROBAN

Metroseal 3 Four-Tier Unit with 63" posts

Nominal Width/Length (in.)	(mm)	Approx. Pkd. Wt. (lbs.)	(kg)	✓ Cat. No. Starter Unit	Approx. Pkd. Wt. (lbs.)	(kg)	✓ Cat. No. Add-On Unit
18x24	457x610	42.0	19.1	**N316K3**	35.0	15.9	**AN316K3**
18x30	457x760	47.0	21.3	**N326K3**	40.0	18.1	**AN326K3**
18x36	457x914	53.0	24.0	**N336K3**	46.0	20.9	**AN336K3**
18x42	457x1060	57.0	25.9	**N346K3**	50.0	22.7	**AN346K3**
18x48	457x1219	63.0	28.6	**N356K3**	56.0	25.4	**AN356K3**
18x60	457x1524	82.0	37.2	**N366K3**	75.0	34.0	**AN366K3**
18x72	457x1829	94.0	42.6	**N376K3**	87.0	39.5	**AN376K3**
21x24	530x610	46.0	20.9	**N416K3**	46.0	20.9	**AN416K3**
21x30	530x760	52.0	23.6	**N426K3**	52.0	23.6	**AN426K3**
21x36	530x914	59.0	26.8	**N436K3**	59.0	26.8	**AN436K3**
21x42	530x1060	65.0	29.5	**N446K3**	65.0	29.5	**AN446K3**
21x48	530x1219	71.0	32.2	**N456K3**	71.0	32.2	**AN456K3**
21x60	530x1524	88.0	39.9	**N466K3**	88.0	39.9	**AN466K3**
21x72	530x1829	98.0	44.5	**N476K3**	98.0	44.5	**AN476K3**
24x24	610x610	50.0	22.7	**N516K3**	43.0	19.5	**AN516K3**
24x30	610x760	57.0	25.9	**N526K3**	50.0	22.7	**AN526K3**
24x36	610x914	65.0	29.5	**N536K3**	58.0	26.3	**AN536K3**
24x42	610x1060	72.0	32.7	**N546K3**	65.0	29.5	**AN546K3**
24x48	610x1219	79.0	35.8	**N556K3**	72.0	32.7	**AN556K3**
24x60	610x1524	98.0	44.5	**N566K3**	91.0	41.3	**AN566K3**
24x72	610x1829	120.0	54.4	**N576K3**	113.0	51.3	**AN576K3**

Actual Dimensions: Width: Add 1/8" (3.2mm) to nominal size.
Length: Subtract 1/8" (3.2mm) from nominal size.

Metroseal 3 Five-Tier Unit with 74" posts

Approx. Pkd. Wt. (lbs.)	(kg)	✓ Cat. No. Starter Unit	Approx. Pkd. Wt. (lbs.)	(kg)	✓ Cat. No. Add-On Unit
51.0	23.1	**5N317K3**	43.0	19.5	**5AN317K3**
58.0	26.3	**5N327K3**	50.0	22.7	**5AN327K3**
65.0	29.5	**5N337K3**	57.0	25.9	**5AN337K3**
70.0	31.8	**5N347K3**	62.0	28.1	**5AN347K3**
78.0	35.4	**5N357K3**	70.0	31.8	**5AN357K3**
102.0	46.3	**5N367K3**	93.0	42.2	**5AN367K3**
117.0	53.1	**5N377K3**	108.0	49.0	**5AN377K3**
57.0	25.9	**5N417K3**	48.0	21.8	**5AN417K3**
64.0	29.0	**5N427K3**	56.0	25.4	**5AN427K3**
73.0	33.1	**5N437K3**	65.0	29.5	**5AN437K3**
81.0	36.7	**5N447K3**	73.0	33.1	**5AN447K3**
88.0	39.9	**5N457K3**	80.0	36.3	**5AN457K3**
109.0	49.4	**5N467K3**	101.0	45.8	**5AN467K3**
122.0	55.3	**5N477K3**	113.0	51.3	**5AN477K3**
62.0	28.1	**5N517K3**	53.0	24.0	**5AN517K3**
71.0	32.2	**5N527K3**	62.0	28.1	**5AN527K3**
81.0	36.7	**5N537K3**	73.0	33.1	**5AN537K3**
89.0	40.4	**5N547K3**	81.0	36.7	**5AN547K3**
98.0	44.5	**5N557K3**	90.0	40.8	**5AN557K3**
122.0	55.3	**5N567K3**	113.0	51.3	**5AN567K3**
149.0	67.6	**5N577K3**	141.0	64.0	**5AN577K3**

Add-on units with "S" hooks can only be attached to shelves supported by two or more posts.

✓ Indicates antimicrobial product.

Convenience Pak unit in Chrome finish

Super Erecta® Convenience Pak™ — {10.03}

- Providing a complete shelving unit in a single box, Convenience Pak shelving is the easy-to-order alternative to separate shelving components.
- Available in Super Erecta Brite, chrome and Metroseal 3 finishes.



Unassembled Convenience Pak™
Each pack includes four shelves with split sleeves and four split posts with threaded connectors and leveling feet.

Width/Length/Height (in.)	(mm)	Approx. Pkd. Wt. (lbs.)	(kg)	Cat. No. Super Erecta Brite	Cat. No. Chrome	✓ Cat. No. Metroseal 3 with Microban®
18x36x74½	457x914x1890	51	23	EZ1836BR-4	EZ1836NC-4	EZ1836NK3-4
18x48x74½	457x1219x1890	63	28.5	EZ1848BR-4	EZ1848NC-4	EZ1848NK3-4
18x60x74½	457x1524x1890	82	37	EZ1860BR-4	EZ1860NC-4	EZ1860NK3-4
24x36x74½	610x914x1890	66	30	EZ2436BR-4	EZ2436NC-4	EZ2436NK3-4
24x48x74½	610x1219x1890	76	34.5	EZ2448BR-4	EZ2448NC-4	EZ2448NK3-4
24x60x74½	610x1524x1890	102	46	EZ2460BR-4	EZ2460NC-4	EZ2460NK3-4

Heavy-Duty Dunnage Shelves — {10.45}

Enhance the weight-bearing capacity of your system.

- 36" (914mm) shelf holds 1,600 pounds (725kg) (uniformly distributed); 48" (1219mm) shelves carry up to 1,300 pounds (590kg); 60" (1524mm) shelves bear up to 1,000 pounds (453kg).
- Removable wire mat: Lifts off for easy cleaning. 5/16" (7.9mm) diameter wire.
- Support frames: 1" (25mm) square tubing.



Dunnage Shelf

Width/Length (in.)	(mm)	Approx. Pkd. Wt. (lbs.)	(kg)	Cat. No. Chrome	✓ Cat. No. Metroseal 3 with Microban®	Cat. No. Stainless
18x24	457x610	14	6.3	1824DRC	1824DRK3	—
18x30	457x760	18	8.1	1830DRC	1830DRK3	—
18x36	457x914	21	9.4	1836DRC	1836DRK3	1836DRS
18x48	457x1219	28	12.6	1848DRC	1848DRK3	1848DRS
18x60	457x1524	34	15.3	1860DRC	1860DRK3	1860DRS
24x24	610x610	16	7.2	2424DRC	2424DRK3	—
24x30	610x760	20	9.0	2430DRC	2430DRK3	—
24x36	610x914	24	10.8	2436DRC	2436DRK3	2436DRS
24x48	610x1219	30	13.5	2448DRC	2448DRK3	2448DRS
24x60	610x1524	37	16.6	2460DRC	2460DRK3	2460DRS

Important: In stationary shelving, stability decreases as the ratio of height to width increases and when heavier loads are placed on upper shelves. Shelving stability is attained by keeping units as wide and low as possible, and placing heavy loads low on the shelving unit.

Cantilever Shelves

Cantilever Shelves — {10.05}

Adds convenient space above a storage unit. Drop mat design creates a retaining ledge around the entire 12" (305mm) deep shelf. Remember to order rear posts taller than front posts to accommodate these shelves.

Length (in.)	(mm)	Approx. Pkd. Wt. Each (lbs.)	(kg)	Cat. No. Chrome	Cat. No. Black	Cat. No. White	Cat. No. Smoked Glass
24	610	4½	2.0	1224CSNC	1224CSNBL	1224CSNW	1224CSN-DSG
30	750	5	2.3	1230CSNC	1230CSNBL	1230CSNW	1230CSN-DSG
36	914	5¾	2.6	1236CSNC	1236CSNBL	1236CSNW	1236CSN-DSG
42	1066	6¾	3.1	1242CSNC	1242CSNBL	1242CSNW	1242CSN-DSG
48	1219	7¾	3.5	1248CSNC	1248CSNBL	1248CSNW	1248CSN-DSG
60	1524	9½	4.3	1260CSNC	1260CSNBL	1260CSNW	1260CSN-DSG

✓ Indicates antimicrobial product.

Foot Plates — {10.06}

Use to bolt units to the floor, or when a broader, more stable foot is desired.
Zinc. Cat. No. **9993Z**
Stainless Steel.
Cat. No. **9993S**
Black. Cat. No. **9993BL**

Glides — {10.06}

Smooth polymer cover fits over leveling bolt to protect floors.
Cat. No. **9991P**

Decorative Leveling Foot — {10.06}

Decorative alternative for post. Compensates for uneven surfaces.
Chrome. Cat. No. **HDFC**
Black. Cat. No. **HDFB**

Wall Clamp — {10.06}

- Use to secure a stationary unit to the wall for greater stability. Plated finish.
- Compatible with Super Erecta wire shelves and Super Adjustable Super Erecta wire shelves.
  Cat. No. **9984C**

Post Clamps — {10.06}

Joins units together for maximum strength.
Zinc-plated. Cat. No. **9994Z**
Black. Cat. No. **9994BL**

Aluminum Split Sleeves — {10.06}

For high temperature, over the road, or conductive applications. Zinc or stainless steel retainer rings available to secure shelf. One bag required per shelf; 4 pairs per bag.

	Cat. No.
Aluminum Split Sleeves with Zinc Rings	**9986Z**
Aluminum Split Sleeves with Stainless Rings	**9986S**

Replacement Plastic Split Sleeves — {10.06}

One bag required per shelf; 4 pairs per bag.

Black Split Sleeve

White Split Sleeve

	Cat. No.
Black Plastic Split Sleeves	**9985**
White Plastic Split Sleeves	**9985W**

Note: White post caps and white split sleeves are standard with white designer shelving only.

Replacement Super Adjustable Kit — {10.06}

Package includes 4 wedges, 4 sleeves, and 4 corner releases.
Cat. No. **SAKITA2**

Basket Shelf — {10.04}

3 1/2" (89mm) deep basket with 400 lb. (182kg) weight capacity. Ideal for containing and displaying smaller items.

Size (in.)	Size (mm)	Cat. No. Chrome	Cat. No. Black
14x36	355x914	—	**DD3448A**
14x48	355x1219	—	**DD3448B**
18x36	457x914	**CC9744A**	**CC9744C**
18x48	457x1219	**CC9744**	**CC9744B**

Basket Shelf
(Posts sold separately, see page 42)

Super Erecta Mobile Shelving and Transport Carts

Stem Caster Carts (Standard-Duty Mobile Shelving)

- The most common configuration for mobile shelving.
- They are primarily used for applications where the shelving is periodically moved to clean or to transport goods short distances within a facility.
- The weight capacity of the cart is determined by the casters. Typical configurations range from 600-900 lbs. (272-363kg) total unit capacity.

Dolly Trucks (Heavy-Duty Mobile Shelving)

- Carts configured with dolly bases are recommended for heavier duty applications. The dolly base is shock absorbent and the heavier duty plate casters are designed to withstand abusive conditions.
- Dolly trucks are recommended when the carts must travel longer distances, over thresholds, and/or between facilities on a regular basis.
- Dolly trucks can transport up to 1,000 lbs. (454kg) evenly distributed.

Wire Stem Caster Cart

Stem Caster Carts — Wire — {11.01}

Open-wire shelf design minimizes dust and increases air circulation and visibility. Casters included.

Overall Height 67 7/8" (1724mm). Carts are configured with 63UP posts.

Shelf Width/Length (in.)	(mm)	Approx. Pkd. Wt. (lbs.)	(kg)	Super Erecta Brite Finish: Two Swivel Two Brake Resilient Rubber Casters	Super Erecta Brite Finish: Two Swivel Two Brake Polyurethane Casters	Chrome Finish: Two Swivel Two Brake Resilient Rubber Casters	Chrome Finish: Two Swivel Two Brake Polyurethane Casters
18x36	457x914	60	27	N336BBR	N336EBR	N336BC	N336EC
18x48	457x1219	72	32	N356BBR	N356EBR	N356BC	N356EC
18x60	457x1524	88	40	N366BBR	N366EBR	N366BC	N366EC
21x36	530x914	69	31	N436BBR	N436EBR	N436BC	N436EC
21x48	530x1219	81	36	N456BBR	N456EBR	N456BC	N456EC
21x60	530x1524	98	44	N466BBR	N466EBR	N466BC	N466EC
24x36	610x914	76	34	N536BBR	N536EBR	N536BC	N536EC
24x48	610x1219	92	41	N556BBR	N556EBR	N556BC	N556EC
24x60	610x1524	112	51	N566BBR	N566EBR	N566BC	N566EC

Note: Models with Resilient Rubber casters can hold up to 600 lbs. (272kg) evenly distributed. Models with Polyurethane casters can hold up to 900 lbs. (409kg) evenly distributed.

Solid Stem Caster with galvanized shelves

Stem Caster Carts — Solid — {11.10}

- Consist of four shelves, posts, plastic split sleeves, donut bumpers and 5" (127mm) poly casters (2 swivel; 2 brake).
- Strong and versatile
- Solid Shelf Stem Caster Carts feature a 1/8" (3mm) raised "ship's edge" around perimeter of shelves to help contain spillage.

With Four Galvanized Flat Shelves and Chrome-Plated Posts
63" (1600mm) Posts — Overall Height 67 7/8" (1724mm)

Shelf Width/Length (in.)	(mm)	Approx. Pkd. Wt. (lbs.)	(kg)	Cat. No.
24x36	610x914	100	45	F536EG
24x48	610x1219	124	56	F556EG
24x60	610x1524	152	69	F566EG

Note: Models are deigned to hold up to 900 lbs. (363kg) evenly distributed.

Super Erecta Trucks — With Super Erecta Chrome Wire Shelves — 63" (1600mm) Plated Posts and Aluminum Dolly

Consists of four shelves, posts, plastic split sleeves, donut bumpers and 5" (127mm), resilient rubber or poly casters as designated.

Shelf Width/Length (in.)	(mm)	Approx. Pkd. Wt. (lbs.)	(kg)	Catalog Number with Casters: Two B5DN Two B5DNB	Two B5P Two B5PB	Two 6P Set BL6P
24x36	610x914	96	43	**N536JC**	**N536LC**	**N536MC**
24x48	610x1219	118	53	**N556JC**	**N556LC**	**N556MC**
24x60	610x1524	142	64	**N566JC**	**N566LC**	**N566MC**

Overall heights: JC, LC models — 68 7/16" (1739mm), MC models —70 1/16" (1800mm).

- JC models: Standard swivel plate casters, two with brake; resilient rubber tread.
- LC models: Standard swivel plate casters, two with brake; polyurethane tread.
- MC models: Larger plate casters; two swivel; one swivel/brake set; polyurethane tread.

Super Erecta Wire Truck

Slanted Shelf Trucks and Carts — {31.05}

Shelves slope backwards 2" (51mm) to keep items from falling during transport. Standard-duty carts have four poly stem casters. Heavy-duty trucks are dolly mounted.

Width/Length (in.)	(mm)	Height (in.)	(mm)	No. Shelves	Casters	Description	Approx. Pkd. Wt. (lbs.)	(kg)	Cat. No.
24x36	610x914	62 1/16	1577	3	2-BL6P, 2-6P	Heavy-Duty	140	63	**AST35MC**
24x48	610x1219	62 1/16	1577	3	2-BL6P, 2-6P	Heavy-Duty	162	72.4	**AST55MC**
24x60	610x1524	62 1/16	1577	3	2-BL6P, 2-6P	Heavy-Duty	187	84.1	**AST65MC**
24x36	610x914	59 7/8	1521	3	4-Poly Casters	Standard-Duty	105	47.2	**AST35DC**
24x48	610x1219	59 7/8	1521	3	4-Poly Casters	Standard-Duty	125	56.2	**AST55DC**
24x60	610x1524	59 7/8	1521	3	4-Poly Casters	Standard-Duty	150	67.5	**AST65DC**

Standard-Duty Slanted Shelf Cart

Additional Slanted Shelves

Width/Length (in.)	(mm)	Approx. Pkd. Wt. (lbs.)	(kg)	Cat. No. Chrome
24x36	610x914	13	6	**SLT2436NC**
24x48	610x1219	17	8	**SLT2448NC**
24x60	610x1524	22	10	**SLT2460NC**

Handles — {11.40}

Use on corresponding width Super Erecta units to provide additional maneuverability to dolly carts or stem caster carts. Aluminum split sleeves included for attaching to cart.

Length (in.)	(mm)	Push Handles: Cat. No. Chrome	Cat. No. Stainless	Extended Handles: Cat. No. Chrome	Cat. No. Stainless
14	355	**PH14NC**	**PH14NS**	**EH14NC**	**EH14NS**
18	457	**PH18NC**	**PH18NS**	**EH18NC**	**EH18NS**
21	530	**PH21NC**	**PH21NS**	**EH21NC**	**EH21NS**
24	610	**PH24NC**	**PH24NS**	**EH24NC**	**EH24NS**
30	760	**PH30NC**		**EH30NC**	
36	914	**PH36NC**		**EH36NC**	

Note: Handles fit unit widths only. Extended handles add 6" (152.4mm) to length of unit.

Push Handle

Extended Handle

Stem Casters — {11.20}

Use with Super Erecta posts and shelves (see pages 37 and 42) to create a mobile shelving unit to meet your special needs. Stem casters are shipped with donut bumper at no additional charge.

5LD

5MB

5MDBA

5MPB

Wheel Diameter (in.)	(mm)	Face (in.)	(mm)	Load Rating (lbs.)	(kg)	Type	Wheel Tread	Temperature Range (Continuous Usage) (Fahrenheit)	(Celsius)	Approx. Pkd. Wt. (lbs.)	(kg)	Cat. No.
4	102	1/2	12	125	56	Stem/Swivel	Resilient Donut	-30°-160°	-34°-71°	1 1/2	0.6	**4LD**
5	127	1/2	12	125	56	Stem/Swivel	Resilient Donut	-30°-160°	-34°-71°	2	0.9	**5LD**
5	127	1 1/4	32	200	90	Stem/Swivel	Resilient, Flat	-30°-160°	-34°-71°	2 1/2	1.1	**5M**
5	127	1 1/4	32	200	90	Stem/Brake	Resilient, Flat	-30°- 160°	-34°-71°	2 5/8	1.2	**5MB**
5	127	1 1/4	32	200	90	Stem/Rigid	Resilient, Flat	-30°- 160°	-34°-71°	3 1/2	1.5	**5MR**
5	127	1 1/4	32	250	113	Stem/Swivel	High Modulus Donut	-40°-180°	-40°-82°	2 1/2	1.1	**5MDA**
5	127	1 1/4	32	250	113	Stem/Brake	High Modulus Donut	-40°-180°	-40°-82°	2 5/8	1.2	**5MDBA**
5	127	1 1/4	32	250	113	Stem/Rigid	High Modulus Donut	-40°-180°	-40°-82°	2 3/8	1.1	**5MDRA**
5	127	1 1/4	32	300	135	Stem/Swivel	Polyurethane, Flat	-30°-180°	-34°-82°	2 1/8	0.9	**5MP**
5	127	1 1/4	32	300	135	Stem/Brake	Polyurethane, Flat	-30°-180°	-34°-82°	2 1/4	1	**5MPB**
5	127	1 1/4	32	300	135	Stem/Rigid	Polyurethane, Flat	-30°-180°	-34°-82°	2	0.9	**5MPR**
6	152	1 1/2	38	400	182	Stem/Swivel	Polyurethane, Flat	-30°-180°	-34°-82°	2 1/4	1.1	**6MP**
6	152	1 1/2	38	400	182	Stem/Brake	Polyurethane, Flat	-30°-180°	-34°-82°	2 1/2	0.9	**6MPB**
6	152	1 1/2	38	400	182	Stem/Rigid	Polyurethane, Flat	-30°-180°	-34°-82°	2 1/4	1	**6MPR**

Note 1: Rigid casters are held in place by a connecting channel. When ordering, shelf width must be provided. Rigid connecting channel (stainless steel): Cat. No. 14RS, 18RS, 21RS, 24RS, 30RS, or 36RS.
Note 2: Load Height for all 5M and 5MP casters — 6 3/32" ± 1/16" (155 ± 1.5mm).
Note 3: Load Height for 4LD caster — 4 5/8" ± 1/16" (118 ± 1.5mm).
Note 4: Load Height for 5LD caster — 5 5/8" ± 1/16" (143 ± 1.5mm).
Note 5: Brakes are foot-operated.

Rigid stem casters are often ordered two per unit for improved tracking and handling. Rigid caster channels are provided with each two rigid stem casters at no charge.

5MPR

Polymer Casters — {11.20}

Innovative polymer stem casters offer corrosion resistance and enhanced durability. Appropriate for all medium-duty mobile applications. Donut bumpers included.

- All-polymer horn, stainless axle, and hardware.
- 5" (127mm) diameter polyurethane, flat wheel tread.
- Sleeve style axle bearing and optional toe-operated brake mechanism

5PC

5PCB

Wheel Diameter (in.)	(mm)	Face (in.)	(mm)	Load Rating (lbs.)	(kg)	Type	Wheel Tread	Temperature Range (Continuous Usage) (Fahrenheit)	(Celsius)	Approx. Pkd. Wt. (lbs.)	(kg)	Cat. No.	✓ Cat. No. Antimicrobial
5	127	1 1/4	32	300	135	Stem/Swivel	Polyurethane, Flat	-20°-120°	-29°-49°	2	0.9	**5PC**	**5PCM**
5	127	1 1/4	32	300	135	Stem/Brake	Polyurethane, Flat	-20°-120°	-29°-49°	2	0.9	**5PCB**	**5PCBM**
5	127	1 1/4	32	300	135	Stem/Rigid	Polyurethane, Flat	-20°-120°	-29°-49°	2	0.9	**5PCR**	

Note 1: Rigid casters are held in place by a connecting channel. When ordering, shelf width must be provided. Rigid connecting channel (aluminum) for 5PCRX caster: Cat. No. P14RC, P18RC, P21RC, P24RC, P30RC, or P36RC.
Note 2: Not suitable for cart wash and autoclave applications.

Stainless Steel Cart-Washable Stem Casters — {11.20}

Stem casters are shipped with donut bumpers at no extra charge.

5MDGSA

Wheel Diameter (in.)	(mm)	Face (in.)	(mm)	Load Rating (lbs.)	(kg)	Type	Wheel Tread	Temperature Range (Continuous Usage) (Fahrenheit)	(Celsius)	Approx. Pkd. Wt. (lbs.)	(kg)	Cat. No.
5	127	1 1/4	32	250	113	Stem/Swivel	High Modulus Donut	-40°-180°	-40°-82°	2 1/2	1.1	**5MDGSA**
5	127	1 1/4	32	250	113	Stem/Brake	High Modulus Donut	-40°-180°	-40°-82°	2 5/8	1.2	**5MDBGSA**
5	127	1 1/4	32	250	113	Stem/Rigid	High Modulus Donut	-40°-180°	-40°-82°	2 3/8	1.1	**5MDRGSA**
5	127	1 1/4	32	300	135	Stem/Swivel	Polyurethane, Flat	-30°-180°	-34°-82°	2 1/8	0.9	**5MPGSA**
5	127	1 1/4	32	300	135	Stem/Brake	Polyurethane, Flat	-30°-180°	-34°-82°	2 1/4	1	**5MPBGSA**
5	127	1 1/4	32	300	135	Stem/Rigid	Polyurethane, Flat	-30°-180°	-34°-82°	2	0.9	**5MPRGSA**

Note 1: Rigid casters are held in place by a connecting channel. When ordering, shelf width must be provided. Rigid connecting channel (stainless steel): Cat. No. 14RS, 18RS, 21RS, 24RS, 30RS, or 36RS.
Note 2: Load Height for all 5MD and 5MP casters — 6 3/32" ± 1/16" (155 ± 1.5mm).
Note 3: All casters are grease sealed with zerk fittings in swivel and axle.
Note 4: Brakes are foot-operated.

5MHTPB

5MHTNB

High-temperature Autoclave Stem Casters

Wheel Diameter (in.)	(mm)	Face (in.)	(mm)	Load Rating (lbs.)	(kg)	Type	Wheel Tread	Temperature Range (Continuous Usage) (Fahrenheit)	(Celsius)	Approx. Pkd. Wt. (lbs.)	(kg)	Cat. No.
5	127	1 1/2	38	300	135	Stem/Swivel	Phenolic, Flat	-45°-475°	-43°-250°	2 1/5	1	**5MHTP**
5	127	1 1/2	38	300	135	Stem/Brake	Phenolic, Flat	-45°-475°	-43°-250°	2 4/5	1.3	**5MHTPB**
5	127	1 1/2	38	300	135	Stem/Swivel	Nylon, Flat	-20°-475°	-29°-250°	2 2/5	1.1	**5MHTN**
5	127	1 1/2	38	300	135	Stem/Brake	Nylon, Flat	-20°-475°	-29°-250°	3	1.4	**5MHTNB**


Swaged Post

Swaged Posts — For cart wash and autoclave applications

Each Type 304 stainless post has an aluminum cap swaged into the top of the post. For use with standard stem casters.

Description	Dimensions (in.)	(mm)	Cat. No.
Stem Caster Post	33	875	**33UPS-SW**
Stem Caster Post	54	1370	**54UPS-SW**
Stem Caster Post	63	1600	**63UPS-SW**

Note: For special height posts, please consult your Metro representative.

✓ Indicates antimicrobial product.

3TM

3TMB

Low Profile 3" Casters — {11.20}

Ideal for creating shorter height mobile units for undercounter use. Threaded stem fits stationary posts with threaded base. (Remove leveling foot and install caster)

Wheel Diameter (in.)	(mm)	Face (in.)	(mm)	Load Rating (lbs.)	(kg)	Type	Wheel Thread	Temperature Range (Continuous Usage) (Fahrenheit)	(Celsius)	Approx. Pkd. Wt. (lbs.)	(kg)	Cat. No.
3	76	15/16	24	100	45	Threaded Stem, Swivel	Resilient Rubber	-30° - 160°	-34° - 71°	1.0	.45	**3TM**
3	76	15/16	24	100	45	Threaded Stem, Swivel/Brake	Resilient Rubber	-30° - 160°	-34° - 71°	1.1	.50	**3TMB**

Note 1: Not intended for carts that travel long distances.

Donut Bumper

Donut Bumpers — {11.40}

- Non-phthalate, flexible vinyl material

Diameter (in.)	(mm)	Height (lbs.)	(kg)	Cat. No.
3 1/2	89	3/4	19	**9992DB***
5 1/2	140	13/16	21	**9992N**

*Included with each Super Erecta stem caster as noted on previous page.

Decorative Casters — {10.06}

- Black nylon housing with non-marking polymer tread.
- 2 1/2" (63mm) models have threaded stem and attach to stationary shelving posts.
- 4" (100mm) casters include threaded insert for use with mobile posts.

HDC5B HDC5BB

Type	Diameter (in.)	(mm)	Fits Post Type	Cat. No.
Swivel/Brake	2 1/2	63	Stationary	**HDC3BB**
Swivel	4	100	Mobile	**HDC5B**
Swivel/Brake	4	100	Mobile	**HDC5BB**

Casters shipped with post inserts (as shown left) for adaptability to mobile posts.

The following information is to assist you in the selection of the appropriate caster for your specific application. Remember, the selection of the proper caster is determined by the load requirements, the operating environment, and other special conditions.

Wheel Material	Resistance to Oil & Grease	Rollability	Floor Protection	Noise
Resilient Rubber	LOW	FAIR	GOOD	LOW
Neoprene	HIGH	GOOD	GOOD	LOW
Polyurethane	HIGH	GOOD	GOOD	MODERATE
High-Modulus Rubber	HIGH	GOOD	GOOD	LOW
Conductive	LOW	FAIR	GOOD	LOW

Caster Tips:

1. The total weight of the equipment and its load should not exceed three times the load rating per caster.
2. Given the same wheel material, the larger the wheel diameter, the greater the load capacity and the better the rollability.
3. Caster mounting patterns affect maneuverability and steering of the equipment.

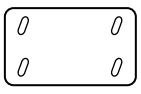
For maneuverability, use 4 swivel casters.

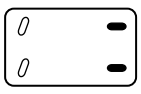
For steering control use 2 swivel and 2 rigid casters.

4. Plate casters generally have wheels of larger diameter and can usually carry more weight and take more abuse than stem casters.
5. Ball bearings and roller bearings in the wheel generally perform better and carry more weight than engineered plastic bearings or sintered metal bearings. Metro stem casters in the 5MP and the 5MDA series have ball bearings in the swivel and the wheel. Most plate casters have ball bearings in the swivel and ball or roller bearings in the wheel.
6. Wheel tread shapes are generally flat, rounded or tapered. Tapered wheels, like donut-shaped wheels, tend to roll more easily. High-modulus donut wheels offer resiliency and mobility, reduce noise, and absorb shock on uneven or rough floors.

Additional stem and plate casters, in various sizes, are available.

Made-to-Order Truck Dollies (Aluminum)* — {11.37}

Select the desired dolly size from the chart below and combine with the desired plate casters found on page 53.
The caster plate style must be specified at the time of order — "B" or "C" plate. The dollies are modified at the factory prior to shipment.
For example, D2448NCB, four #B5P = one aluminum dolly frame with four 5" B-plate swivel polyurethane casters designed to accommodate nominal 24" x 48" (610 x 1219mm) shelves.

Dolly Frame

Metro Fact:

Metro dolly frames and stock truck dollies add 3 1/8" (78mm) to the length of the unit and 3 3/8" (87mm) to the unit width.

Stainless steel frames and staked posts are recommended for heavy-duty applications.

Truck Dolly Frames

Shelf Width/Length (in.)	(mm)	ALUMINUM Cat. No. with Corner Bumper	ALUMINUM Cat. No. with Wraparound Bumper	STAINLESS Cat. No. with Corner Bumper	STAINLESS Cat. No. with Wraparound Bumper
18x24	457x610	D1824NCB	D1824NP	D1824SCB	D1824SP
18x30	457x760	D1830NCB	D1830NP	D1830SCB	D1830SP
18x36	457x914	D1836NCB	D1836NP	D1836SCB	D1836SP
18x42	457x1066	D1842NCB	D1842NP	D1842SCB	D1842SP
18x48	457x1219	D1848NCB	D1848NP	D1848SCB	D1848SP
18x60	457x1524	D1860NCB	D1860NP	D1860SCB	D1860SP
18x72	457x1825	D1872NCB	D1872NP	D1872SCB	D1872SP
21x24	530x610	D2124NCB	D2124NP	D2124SCB	D2124SP
21x30	530x760	D2130NCB	D2130NP	D2130SCB	D2130SP
21x36	530x914	D2136NCB	D2136NP	D2136SCB	D2136SP
21x42	530x1066	D2142NCB	D2142NP	D2142SCB	D2142SP
21x48	530x1219	D2148NCB	D2148NP	D2148SCB	D2148SP
21x60	530x1524	D2160NCB	D2160NP	D2160SCB	D2160SP
21x72	530x1825	D2172NCB	D2172NP	D2172SCB	D2172SP
24x24	610x610	D2424NCB	D2424NP	D2424SCB	D2424SP
24x30	610x760	D2430NCB	D2430NP	D2430SCB	D2430SP
24x36	610x914	D2436NCB	D2436NP	D2436SCB	D2436SP
24x42	610x1066	D2442NCB	D2442NP	D2442SCB	D2442SP
24x48	610x1219	D2448NCB	D2448NP	D2448SCB	D2448SP
24x60	610x1524	D2460NCB	D2460NP	D2460SCB	D2460SP
24x72	610x1825	D2472NCB	D2472NP	D2472SCB	D2472SP

***Note 1:** "Made To Order Dollies" are non-returnable and orders are non-cancelable.
Note 2: Replacement wraparound bumper kits are available. See your Metro representative for details
Note 3: Maximum load capacity for dollies is 1,000 lbs. (454kg), depending on caster selection.

Stock Truck Dollies — {11.36}

These are aluminum dollies with a single catalog number for frame and casters with wraparound bumper. Use with Super Erecta Shelving and posts to create mobile carts for higher weight capacities. See specific plate caster load ratings (page 53) to determine appropriate stock truck dolly.

Stock Dolly

Shelf Width/Length (in.)	(mm)	Casters	Cat. No.
24x36	610x914	Two B5DN/Two B5DNB	D53JN
24x48	610x1219	Two B5DN/Two B5DNB	D55JN
24x60	610x1524	Two B5DN/Two B5DNB	D56JN
24x36	610x914	Two 6P/Two BL6P	D53MN
24x48	610x1219	Two 6P/Two BL6P	D55MN
24x60	610x1524	Two 6P/Two BL6P	D56MN
24x48	610x1219	Two 8P/Two BL8P	D55PN
24x60	610x1524	Two 8P/Two BL8P	D56PN
24x48	610x1219	Two C8DA/Two C8DSLA*	D55PSLN
24x60	610x1524	Two C8DA/Two C8DSLA*	D56PSLN

*Swivel Lock.
Note: Replacement wraparound bumper kits are available. See your Metro representative for details.

Staked Posts — For use with Truck Dollies — {10.01}

Each post connects to a truck dolly through the stem receptacle. The stem receptacles are staked into the bottom of these posts to ensure a durable connection in abusive applications.

Staked Post

Height* (in.)	(mm)	Approx. Pkd. Wt. (lbs.)	(kg)	Cat. No. Chrome	Cat. No. Stainless
54 9/16	1385	3	1.4	54P-STKD	54PS-STKD
62 9/16	1590	3 1/2	1.6	63P-STKD	63PS-STKD
74 5/8	1895	4	1.8	74P-STKD	74PS-STKD

*Height includes leveling bolt and cap.

Pitched Aluminum Dust Cover — {11.37}

For "Made-To-Order" dollies, these covers act as a barrier between the floor and the bottom shelf of cart for cleanliness. These covers are factory-assembled and must be ordered with desired dolly frame.

Width/Length (in.)	(mm)	Approx. Pkd. Wt. (lbs.)	(kg)	Cat. No.
24x36	610x914	7	3.2	DCT2436N
24x42	610x1066	7	3.2	DCT2442N
24x48	610x1219	8	3.6	DCT2448N
24x60	610x1524	8	3.6	DCT2460N
24x72	610x1825	8	3.6	DCT2472N


Pitched Aluminum Dust Cover

Plate Casters — {11.37}

Use in conjunction with Metro "Made-to-Order" truck dollies to assemble a heavy-duty mobile base for your needs. Important: The caster plate style must be specified at the time of order — "B" or "C" plate. The dollies are modified at the factory prior to shipment.

Top view of caster plates

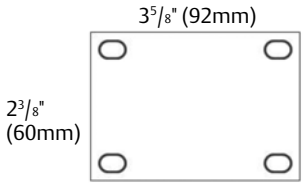

B-plate casters offer good impact resistance for common thresholds.

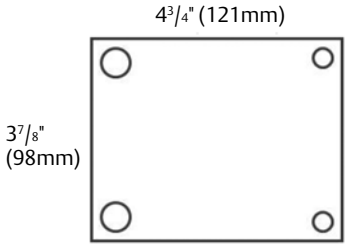

C-plate casters offer the thickest metal chassis and largest wheels for the most abusive conditions and heaviest storage loads.

Diameter (in.)	Diameter (mm)	Wheel Face (in.)	Wheel Face (mm)	Load Rating (lbs.)	Load Rating (kg)	Weight Each (lbs.)	Weight Each (kg)	Type	Wheel Tread	Cat. No.
5	125	1 3/8	35	225	101	2 1/8	.99	Swivel	Donut Neoprene	**B5DN**
5	125	1 3/8	35	225	101	2 1/4	1	Brake	Donut Neoprene	**B5DNB**
5	125	1 3/8	35	225	101	2	.9	Rigid	Donut Neoprene	**B5DNR**
5	125	1 1/4	31	300	135	2 1/8	.99	Swivel	Polyurethane	**B5P**
5	125	1 1/4	31	300	135	2 1/4	1	Brake	Polyurethane	**B5PB**
5	125	1 1/4	31	300	135	2	.9	Rigid	Polyurethane	**B5PR**
6	152	2	51	400	181	8	3.63	Swivel	Hi-Modulus Donut	**C6DA**
6	152	2	51	400	181	8	3.63	Swivel/Brake	Hi-Modulus Donut	**C6DBA**
6	152	2	51	400	181	8	3.63	Rigid	Hi-Modulus Donut	**C6DRA**
6	152	2	51	400	181	8	3.63	Swivel/Lock	Hi-Modulus Donut	**C6DSLA**
8	203	2	51	450	204	9	4.08	Swivel	Hi-Modulus Donut	**C8DA**
8	203	2	51	450	204	9	4.08	Swivel/Brake	Hi-Modulus Donut	**C8DBA**
8	203	2	51	450	204	9	4.08	Rigid	Hi-Modulus Donut	**C8DRA**
8	203	2	51	450	204	9	4.08	Swivel/Lock	Hi-Modulus Donut	**C8DSLA**
6	150	2	51	500	225	4 3/4	2.1	Swivel	Polyurethane	**C6P**
6	150	2	51	500	225	4 7/8	2.2	Brake	Polyurethane	**C6PB**
6	150	2	51	500	225	3 1/2	1.6	Rigid	Polyurethane	**C6PR**
6	150	2	51	500	225	5	2.3	Swivel/Lock	Polyurethane	**C6PS/L-LH**
8	200	2	51	700	315	5 3/4	2.6	Swivel	Polyurethane	**C8P**
8	200	2	51	700	315	5 7/8	2.65	Brake	Polyurethane	**C8PB**
8	200	2	51	700	315	4 1/2	2	Rigid	Polyurethane	**C8PR**
8	200	2	51	700	315	6	2.7	Swivel/Lock	Polyurethane	**C8PS/L-LH**
8	200	2	51	280	127	8	3.6	Swivel	Semi-Pneumatic Style	**C8SPN**
8	200	2	51	280	127	8 1/2	3.8	Swivel/Brake	Semi-Pneumatic Style	**C8SPNB**
8	200	2	51	280	128	8	3.6	Rigid	Semi-Pneumatic Style	**C8SPNR**

Note 1: Brakes are foot-operated.
Note 2: 8" (200mm) casters should not be used on units less than 21" (530mm) wide.
Note 3: Swivel lock casters are set diagonally on the left-hand sides when dolly mounted.

Load Heights: (±1/16") (±1.6mm) B5 Series — 6 1/4" (159mm), C6 Series — 7 1/2" (190mm), C8 Series — 9 1/2" (241mm), 8S Series — 9 1/2" (241mm)

B5DNB with Wheel Brake

B5P Polyurethane

C8SPN Semi-Pneumatic Style "Flat-Free"

Stainless Steel Cart-Washable Plate Casters — {11.37}

Wheel Diameter (in.)	Wheel Diameter (mm)	Face (in.)	Face (mm)	Load Rating (lbs.)	Load Rating (kg)	Weight Each (lbs.)	Weight Each (kg)	Type	Wheel Tread	Cat. No.
5	125	1 1/4	31	300	135	2 1/8	.99	Swivel	Polyurethane	**B5PGSA**
5	125	1 1/4	31	300	135	2 1/4	1	Brake	Polyurethane	**B5PBGSA**
5	125	1 1/4	31	300	135	2	.9	Rigid	Polyurethane	**B5PRGSA**
6	150	1 1/2	38	600	270	4 3/4	2.1	Swivel	Polyurethane	**C6PGSA**
6	150	1 1/2	38	600	270	4 7/8	2.2	Brake	Polyurethane	**C6PBGSA**

See above notes for important specification information.

B5PGSA

General Guidelines for Metro Carts Used in Over-the-Road Applications

For applications where carts are loaded on to or off of trucks for transportation, and/or where thresholds exceeding 3/8" in height are repeatedly encountered:

- A dolly is recommended for maximum useful life.
- Casters of at least 6" diameter are recommended. Consideration should be given to the shock absorbing ability of the caster wheel, but selection will need to be based upon the specifics of the application.
- Aluminum split sleeves and staked posts should be used.
- Weight load should be limited to approximately 750 lbs. depending on the specifics of the application.

Consult your Metro representative with the details of the Over-the-Road application. Each application is unique, and the preceding points are intended only as general guidelines.

See page 51 for additional specifications and appropriate parameters for all types of Metro casters.

Brake Lock/Swivel Lock Combination Casters — {11.70}

Patented, foot-operated design enables a single pair of casters to serve as swivel, rigid or brake casters. Conveniently positioned on the dolly, not on the wheels, the downward pressure pedals prevent scuffing of shoes.

Brake Lock/Swivel Lock combination casters

- How It Works
  Brake lock/swivel lock caster sets are operated by two separate foot pedals. One pedal locks the two wheels in a rigid position or releases them to swivel; the other pedal engages and releases brakes on the same two wheels.
- Convenient
  Pedals are on the dolly, not the wheels, making operation more convenient. Downward pressure on the pedals save shoes from scuffing.
- Casters
  Long wearing polyurethane. Resists abrasion. Non-marking, shock absorbing. Wheels are available in 6" (152mm) and 8" (203mm) size.
- Recommended Caster Selection
  Two swivel casters at one end and brake/swivel lock set at the other end. Other caster combinations can be used, however, including brake/swivel lock sets at both ends. Wraparound bumper recommended.

Type	Wheel Diameter (in.)	(mm)	Face (in.)	(mm)	For Use With	Load Rating (lbs.)	(kg)	Weight (lbs.)	(kg)	Cat. No.
*Brake/Lock	6	152	2	51	24" (610mm) Deep Dolly and 6P Caster	600	272	7 1/4	3.3	BL6P24
*Brake/Lock	8	203	2	51	24" (610mm) Deep Dolly and 8P Caster	600	272	9	4.1	BL8P24
Swivel	6	152	2	51	BL6P24 Brake/Lock Set	600	272	5 1/4	2.3	6P
Rigid	6	152	2	51	6P Swivel Caster	600	272	5	2.26	6PR
Swivel	8	203	2	51	BL8P24 Brake/Lock Set	600	272	6 1/2	2.9	8P
Rigid	8	203	2	51	8P Swivel Caster	600	272	6	2.7	8PR

*Above part numbers include the brake/lock mechanism with two casters. Order dolly separately (see page 28). In addition order either two 6P or two 8P casters. Example: (1) D2436NP and (1) BL6P24 or (1) BL8P24 and two 6P or two 8P.

Note: Not compatable on security units.

Load Heights: (±1/16") (±1.6mm) 6P Series — 7 7/8" (200mm), 8P Series — 9 13/16" (249mm).



Tow Bar Asssembly

Tow Bar Assembly — {11.70}

Attaches to underside of dolly to facilitate transport of dolly carts in tandem. Must be factory assembled and ordered with desired dolly frame (see page 52).

Length (in.)	(mm)	Cat. No.
48	1219	TBA48

Note: "C" plate caster must be used with Tow Bar Assembly. Tow Bar Assembly for use with 24" (610mm) units only.

Note: Number of carts to be towed, weight on carts, and towing route affect operation of tow bar assembly. **Before ordering, contact your Metro representative.**

Tow Bar Assembly not appropriate for use with Brake Lock/Swivel Lock system.

Push Handle

Extended Handle

Handles — {11.40}

Use on corresponding width Super Erecta units to provide additional maneuverability to dolly carts or stem caster carts. Aluminum split sleeves included for attaching to cart.

Length (in.)	(mm)	Push Handles Cat. No. Chrome	Push Handles Cat. No. Stainless	Extended Handles Cat. No. Chrome	Extended Handles Cat. No. Stainless
14	355	PH14NC	PH14NS	EH14NC	EH14NS
18	457	PH18NC	PH18NS	EH18NC	EH18NS
21	530	PH21NC	PH21NS	EH21NC	EH21NS
24	610	PH24NC	PH24NS	EH24NC	EH24NS
30	760	PH30NC		EH30NC	
36	914	PH36NC		EH36NC	

Note: Handles fit unit widths only. Extended handles add 6" (152.4mm) to length of unit.

Shelf Dividers for Super Erecta Shelves — {10.04}

Keep shelf contents orderly with these 8" (203mm) high, pressure-fit dividers.

Shelf Divider for Super Erecta Shelves

Shelf Width (in.)	(mm)	Approx. Pkd. Wt. (lbs.)	(kg)	Cat. No. Plated	Cat. No. Black	Cat. No. White	Cat. No. Smoked Glass
14	355	1.8	0.8	DD14C	DD14BL	DD14W	DD14-DSG
18	457	2.25	1.0	DD18C	DD18BL	DD18W	DD18-DSG
21	530	2.5	1.1	DD21C	DD21BL	DD21W	DD21-DSG
24	610	2.75	1.3	DD24C	DD24BL	DD24W	DD24-DSG
30	760	3.25	1.5	DD30C	DD30BL	DD30W	DD30-DSG
36	914	3.75	1.7	DD36C	DD36BL	DD36W	DD36-DSG

Shelf Width (in.)	(mm)	Approx. Pkd. Wt. (lbs.)	(kg)	Cat. No. Metroseal 3 with Microban®	Cat. No. Stainless	Cat. No. Designer Colors
14	355	1.8	0.8	DD14K3	DD14S	DD14-D
18	457	2.25	1.0	DD18K3	DD18S	DD18-D
21	530	2.5	1.1	DD21K3	DD21S	DD21-D
24	610	2.75	1.3	DD24K3	DD24S	DD24-D
30	760	3.25	1.5		DD30S	
36	914	3.75	1.7		DD36S	

Universal 8" (203mm) Shelf Dividers — Light Duty — {9.25}

Each divider includes a panel and two clips to connect to any Super Erecta or Super Adjustable wire self. Corrosion proof.


Universal Shelf Divider

Nominal Length (in.)	(mm)	Fits Shelf Depth	Approx. Pkd. Wt. (lbs.)	(kg)	Cat. No.
18	457	18", 21" (457, 530mm)	1.3	0.6	MUD18-8
24	610	24" (610mm)	1.6	0.7	MUD24-8

Shelf Ledges — Side and Back — {10.04}

For stationary or mobile installations, ledges prevent items from protruding or falling from shelves.

1" (25mm) High Ledges


1" (25mm) Ledge

4" (102mm) Ledge

Length (in.)	(mm)	Approx. Pkd. Wt. (lbs.)	(kg)	Cat. No. Plated	Cat. No. Black	Cat. No. White	Cat. No. Smoked Glass	Cat. No. Stainless	Cat. No. Designer Colors†
14	355	0.58	0.25	L14N-1C	L14N-1BL	L14N-1W	L14N-1-DSG	L14N-1S	L14N-1-D
18	457	0.75	0.33	L18N-1C	L18N-1BL	L18N-1W	L18N-1-DSG	L18N-1S	L18N-1-D
21	530	0.75	0.33	L21N-1C	L21N-1BL	L21N-1W	L21N-1-DSG	L21N-1S	L21N-1-D
24	610	1.0	0.45	L24N-1C	L24N-1BL	L24N-1W	L24N-1-DSG	L24N-1S	L24N-1-D
30	760	2.0	0.9	L30N-1C	L30N-1BL	L30N-1W	L30N-1-DSG	L30N-1S	L30N-1-D
36	914	2.5	1.13	L36N-1C	L36N-1BL	L36N-1W	L36N-1-DSG	L36N-1S	L36N-1-D
42	1066	2.75	1.25	L42N-1C	L42N-1BL	L42N-1W	L42N-1-DSG	L42N-1S	L42N-1-D
48	1219	3.5	1.58	L48N-1C	L48N-1BL	L48N-1W	L48N-1-DSG	L48N-1S	L48N-1-D
54	1370	4.4	1.65	L54N-1C	L54N-1BL	L54N-1W	L54N-1-DSG	L54N-1S	L54N-1-D
60	1524	3.75	1.68	L60N-1C	L60N-1BL	L60N-1W	L60N-1-DSG	L60N-1S	L60N-1-D
72	1828	4.0	1.81	L72N-1C	L72N-1BL	L72N-1W	L72N-1-DSG	L72N-1S	L72N-1-D

4" (100mm) High Stackable Ledges

Shelf Width (in.)	(mm)	Approx. Pkd. Wt. (lbs.)	(kg)	Cat. No. Plated	Cat. No. Black	Cat. No. White	Cat. No. Smoked Glass	Cat. No. Metroseal 3 with Microban®	Cat. No. Stainless	Cat. No. Designer Colors†
14	355	0.83	0.36	L14N-4C	L14N-4BL	L14N-4W	L14N-4-DSG	L14N-4K3	L14N-4S	L14N-4-D
18	457	1.5	0.68	L18N-4C	L18N-4BL	L18N-4W	L18N-4-DSG	L18N-4K3	L18N-4S	L18N-4-D
21	530	1.75	0.71	L21N-4C	L21N-4BL	L21N-4W	L21N-4-DSG	L21N-4K3	L21N-4S	L21N-4-D
24	610	2.0	0.9	L24N-4C	L24N-4BL	L24N-4W	L24N-4-DSG	L24N-4K3	L24N-4S	L24N-4-D
30	760	2.25	1.03	L30N-4C	L30N-4BL	L30N-4W	L30N-4-DSG	L30N-4K3	L30N-4S	L30N-4-D
36	914	2.75	1.25	L36N-4C	L36N-4BL	L36N-4W	L36N-4-DSG	L36N-4K3	L36N-4S	L36N-4-D
42	1066	3.25	1.48	L42N-4C	L42N-4BL	L42N-4W	L42N-4-DSG	L42N-4K3	L42N-4S	L42N-4-D
48	1219	3.75	1.68	L48N-4C	L48N-4BL	L48N-4W	L48N-4-DSG	L48N-4K3	L48N-4S	L48N-4-D
54	1370	3.8	1.73	L54N-4C	L54N-4BL	L54N-4W	L54N-4-DSG	L54N-4K3	L54N-4S	L54N-4-D
60	1524	4.0	1.81	L60N-4C	L60N-4BL	L60N-4W	L60N-4-DSG	L60N-4K3	L60N-4S	L60N-4-D
72	1828	5.0	2.25	L72N-4C	L72N-4BL	L72N-4W	L72N-4-DSG	L72N-4K3	L72N-4S	L72N-4-D

Note: Actual ledge length is approximately 1" (25mm) shorter than nominal shelf length/width.

†Contact your Metro representative for pricing on Designer Color Ledges.

Indicates antimicrobial product.

Enclosure Panel

Enclosure Panels — {10.04} {10.30}

An efficient way to enclose space for stationary or mobile applications.

- Can be used with Super Erecta® and Super Adjustable wire shelving, and Super Erecta solid shelving.
- Appropriate mounting hardware supplied with each panel for stationary applications.

Width/Height (in.)	Width/Height (mm)	For Nominal Post Height (in.)	For Nominal Post Height (mm)	Grid Opening (in.)	Grid Opening (mm)	Weight (lbs.)	Weight (kg)	Cat. No. Chrome	Cat. No. Stainless
12 3/8x50 3/4	313x1289	54	1370	2 7/8x3 5/8	73x92	3	1.4	**EP35C**	**EP35S**
12 3/8x59 3/4	313x1518	63	1600	2 7/8x3 5/8	73x92	4	1.8	**EP36C**	**EP36S**
12 3/8x70 1/2	313x1791	74	1880	2 7/8x3 5/8	73x92	6	2.7	**EP37C**	**EP37S**
18 3/8x50 3/4	464x1289	54	1370	3 3/8x3 5/8	86x92	5	2.3	**EP55C**	**EP55S**
18 3/8x59 3/4	464x1518	63	1600	3 3/8x3 5/8	86x92	6	2.7	**EP56C**	**EP56S**
18 3/8x70 1/2	464x1791	74	1800	3 3/8x3 5/8	86x92	7	3.2	**EP57C**	**EP57S**

All panels are 7/8" (22mm) deep.

Note: Units with a solid shelf in the top position require the use of a three-sided double snake frame directly below it (see page 57).

Ordering Guide for Enclosure Panels

Super Erecta and Super Adjustable Wire Shelving Units Super Erecta Solid Shelving Units

Ends — Panels required for each end according to shelf width, as follows:

Nominal Post Height (in.)	Nominal Post Height (mm)	18" (457mm) Nominal Shelf Width	21" (530mm) Nominal Shelf Width	24" (610mm) Nominal Shelf Width	30" (760mm) Nominal Shelf Width	36" (914mm) Nominal Shelf Width
54	1370	(1) EP35	(1) EP35	(1) EP55	(2) EP35	(1) EP35
						(1) EP55
63	1600	(1) EP36	(1) EP36	(1) EP56	(2) EP36	(1) EP36
						(1) EP56
74	1880	(1) EP37	(1) EP37	(1) EP57	(2) EP37	(1) EP37
						(1) EP57

Super Adjustable Super Erecta Cart with Enclosure Panels

Backs — Requires multiple panels in quantities shown for specific length shelf:

For Wire Shelves:

Nominal Post Height (in.)	Nominal Post Height (mm)	30" (760mm) Nominal Shelf Length	36" (914mm) Nominal Shelf Length	42" (1066mm) Nominal Shelf Length	48" (1219mm) Nominal Shelf Length	54" (1370mm) Nominal Shelf Length	60" (1524mm) Nominal Shelf Length	72" (1825mm) Nominal Shelf Length
54	1370	(2) EP35	(1) EP35	(2) EP55	(2) EP35	(1) EP35	(3) EP55	(1) EP35
			(1) EP55		(1) EP55	(2) EP55		(3) EP55
63	1600	(2) EP36	(1) EP36	(2) EP56	(2) EP36	(1) EP36	(3) EP56	(1) EP36
			(1) EP56		(1) EP56	(2) EP56		(3) EP56
74	1880	(2) EP37	(1) EP37	(2) EP57	(2) EP37	(1) EP37	(3) EP57	(1) EP37
			(1) EP57		(1) EP57	(2) EP57		(3) EP57

For Solid Shelves*:

Nominal Post Height (in.)	Nominal Post Height (mm)	30" (760mm) Nominal Shelf Length	36" (914mm) Nominal Shelf Length	42" (1066mm) Nominal Shelf Length	48" (1219mm) Nominal Shelf Length	54" (1370mm) Nominal Shelf Length	60" (1524mm) Nominal Shelf Length	72" (1825mm) Nominal Shelf Length
54	1370	(1) EP55	(2) EP35	(1) EP35	(2) EP55	N/A	(1) EP35	N/A
				(1) EP55		N/A	(2) EP55	N/A
63	1600	(1) EP56	(2) EP36	(1) EP36	(2) EP56	N/A	(1) EP36	N/A
				(1) EP56		N/A	(2) EP56	N/A
74	1880	(1) EP57	(2) EP37	(2) EP37	(2) EP57	N/A	(1) EP37	N/A
				(1) EP57		N/A	(2) EP57	N/A

***Note: Units with a solid shelf in the top position require the use of a three-sided double snake frame directly below it (see page 57).**

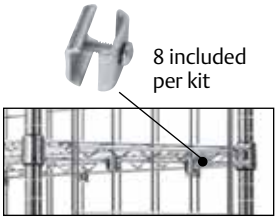

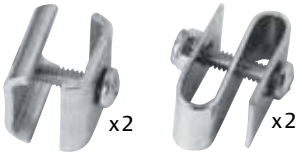

Mounting Kit for Enclosure Panel

Hardware Kit for Mobile Applications

It is recommended that additional clamp assemblies are used to secure the enclosure panels to the intermediate shelves on a mobile unit or transport cart. For the most abusive mobile applications, use two clamp assemblies at each intermediate shelf level for each enclosure panel.

Plated steel. Cat. No. **9970Z** Kit of 8 clamp assemblies

Stainless steel. Cat. No. **9970S** Kit of 8 clamp assemblies

Replacement Mounting Kit for Enclosure Panel

Kit includes two security S-hooks and two clamp assemblies.

Plated steel. Cat. No. **9970EPZ**

Stainless steel. Cat. No. **9970EPS**

Shelf-to-Shelf Dividers — {9.25}

Full height dividers efficiently compartmentalize the space between two shelves. Corrosion proof. Compatible with Super Erecta and Super Adjustable wire shelves.

Fits Shelf Depth (in.)	Fits Shelf Depth (mm)	Nominal Height (in.)	Nominal Height (mm)	Approx. Pkd. Wt. (lbs.)	Approx. Pkd. Wt. (kg)	Cat. No.
18, 21	457, 530	16	406	2.3	1.0	**MD18-16**
18, 21	457, 530	20	508	2.5	1.1	**MD18-20**
18, 21	457, 530	24	610	3.8	1.7	**MD18-24**
24	610	16	406	2.8	1.2	**MD24-16**
24	610	20	508	3.0	1.3	**MD24-20**
24	610	24	610	4.4	2.0	**MD24-24**

***Note:** -16 parts have three panels, -20 parts have four panels, -24 parts have five panels.

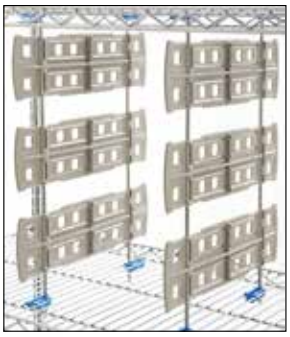

Shelf-to-Shelf Dividers

Three-Sided Double Snake Frames — {10.04}

Provide additional support or access to floor with these sturdy square snake frames. Plated finish.

Width/Length (in.)	Width/Length (mm)	Approx. Pkd. Wt. (lbs.)	Approx. Pkd. Wt. (kg)	Cat. No. Plated
18x24	457x610	5	2.3	**SF31N3C**
18x30	457x760	6	2.7	**SF32N3C**
18x36	457x914	6 1/2	2.7	**SF33N3C**
18x42	457x1066	7	3.2	**SF34N3C**
18x48	457x1219	7 3/4	3.5	**SF35N3C**
18x60	457x1524	8	3.6	**SF36N3C**
18x72	457x1829	9	4.1	**SF37N3C**
21x24	530x610	5	2.3	**SF41N3C**
21x30	530x760	6	2.7	**SF42N3C**
21x36	530x914	6 1/2	2.7	**SF43N3C**
21x42	530x1066	7	3.2	**SF44N3C**
21x48	530x1219	8	3.6	**SF45N3C**
21x60	530x1524	8 1/2	3.8	**SF46N3C**
21x72	530x1829	10	4.5	**SF47N3C**
24x24	610x610	6	2.7	**SF51N3C**
24x30	610x760	7	3.2	**SF52N3C**
24x36	610x914	7 1/2	3.4	**SF53N3C**
24x42	610x1066	8	3.6	**SF54N3C**
24x48	610x1219	9	4.1	**SF55N3C**
24x60	610x1524	10	4.5	**SF56N3C**
24x72	610x1829	11	5.0	**SF57N3C**

Three-sided Double Snake Frame

21" Tall Divider

Chrome finish.
Fits 24" Deep Shelf
Cat. No. **DD24C-21**

Horizontal Divider

Chrome finish.
Fits 21" Tall Divider
Available in 12" or 18" lengths
Cat. No. **DDH24C-12**
Cat. No. **DDH24C-18**

Rods and Tabs — {10.04}

Form side and back enclosures for a shelving unit. Can also serve as uniform dividers within unit by passing through shelves from top to bottom. Recommended spacing: every 6" (150mm) to 12" (305mm), depending upon shelf contents. Plated rods are shipped with 4 plated tabs per rod. Stainless steel rods come with 4 rust-proof tabs.

Min. Post Height (in.)	Rod Length (in)	Rod Length (mm)	Approx. Pkd. Wt. (lbs.)	Approx. Pkd. Wt. (kg)	Cat. No. Plated	Cat. No. Stainless
54	52	1320	1	0.5	**R52C**	**R52S**
63	61	1549	1	0.5	**R61C**	**R61S**
74	72	1830	1 1/4	0.6	**R72C**	**R72S**
86	84	2135	1 1/2	0.7	**R84C**	**R84S**

Divide shelf space with rods to sort hard to manage items.

Plated rod with plated tab.

Additional Plated Tabs —

Bag of 12
Cat. No. **9084Z**

Stainless Steel rod with rust-proof tab.

Additional Rust-Proof Tabs —

Bag of 4
Cat. No. **9084P**

Decorator Shelf Inlays

Decorator Shelf Inlays — {10.06}

Hardboard mats prevent small items from falling through wire shelves. Fit between posts and level with top of shelf edge. Reversible, black and white. Packed individually.

Width/Length (in.)	(mm)	Cat. No.
14x36	355x914	**1436BWI**
14x48	355x1219	**1448BWI**
18x24	457x610	**1824BWI**
18x36	457x914	**1836BWI**
18x48	457x1219	**1848BWI**
24x24	610x610	**2424BWI**
24x36	610x914	**2436BWI**
24x48	610x1219	**2448BWI**

Clear Shelf Inlays

Clear Shelf Inlays — {10.06}

Nearly invisible plastic mat retains open-wire look of shelves and allows light penetration. Sold in packages of 4.

Width/Length (in.)	(mm)	Cat. No.
14x36	355x914	**1436CI-4**
14x48	355x1219	**1448CI-4**
14x60	355x1524	**1460CI-4**
18x36	457x914	**1836CI-4**
18x48	457x1219	**1848CI-4**
18x60	457x1524	**1860CI-4**

Width/Length (in.)	(mm)	Cat. No.
21x36	530x914	**2136CI-4**
21x48	530x1219	**2148CI-4**
21x60	530x1524	**2160CI-4**
24x36	610x914	**2436CI-4**
24x48	610x1219	**2448CI-4**
24x60	610x1524	**2460CI-4**

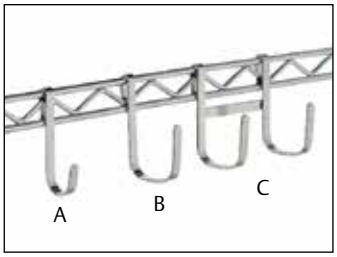

Snap-on Hooks

Snap-On Hooks — {10.05}

Multi-purpose hooks in three styles attach to hanger rails, mounting rails or shelves for instant access.

Description	Height (in.)	(mm)	Cat. No. Chrome	Cat. No. Black
Style A — Small	3 7/16	90	**HK23C**	**HK23B**
Style B — Large	3 7/16	90	**HK25C**	**HK25B**
Style C — Double	3 7/16	90	**HK26C**	


Hanger Rail

Hanger Rails — {10.05}

Convenient rail fits on posts along the width or length of the unit. Optional hooks can hang from rail at any point.

Length† (in.)	(mm)	Approx. Pkd. Wt. (lbs.)	(kg)	Cat. No. Chrome	Cat. No. Black	Cat. No. White	Cat. No. Smoked Glass	Cat. No. Designer Colors
14	355	1	.45	**H114C**	**H114B**	**H114W**	**H114-DSG**	**H114-D**
18	457	1 1/4	.57	**H118C**	**H118B**	**H118W**	**H118-DSG**	**H118-D**
24	610	1 1/2	.68	**H124C**	**H124B**	**H124W**	**H124-DSG**	**H124-D**
30	760	1 1/2	.68	**H130C**	**H130B**	**H130W**	**H130-DSG**	**H130-D**
36	914	2	.90	**H136C**	**H136B**	**H136W**	**H136-DSG**	**H136-D**
48	1219	2 1/2	1.13	**H148C**	**H148B**	**H148W**	**H148-DSG**	**H148-D**

†14", 18" and 24" (355, 457 and 610mm) sizes fit shelf width (depth). 30", 36" and 48" (760, 914 and 1219mm) sizes fit shelf length.

Tray Slides — {10.04}

Free up shelves for more efficient use of space. Available in chrome and Metroseal 3 finish. 22 3/4" H. (578mm).

Width (in.)	Width (mm)	Overall Depth (in.)	Overall Depth (mm)	Slide Profile (in.)	Slide Profile (mm)	On Center Slide Spacing (in.)	On Center Slide Spacing (mm)	Fits Shelf Width (in.)	Fits Shelf Width (mm)	Approx. Weight/Pair (lbs.)	Approx. Weight/Pair (kg)	Cat. No. Chrome	✓ Cat. No. Metroseal 3 with Microban®
14 5/8	371	2 1/4	56	1 1/2	37	1 1/2	37	18	457	9 1/2	4.3	**15SNC**	**15SNK3**
20	508	2 1/4	56	1 1/2	37	1 1/2	37	24	610	11	5.0	**20SNC**	**20SNK3**

Tray Slides

Super Erecta® Slide System — {10.04}

A super space-saving solution. Using Super Erecta® wire units 21" or 24" (530 and 610mm) wide, tote boxes and this innovative slide system, you have the flexibility to create a custom configuration that can be positioned quickly on new or existing units without the use of tools. Finish is nickel-chrome wire with clear protective coating.

Outside Slide Dimensions Height/Width/Length (in.)	Outside Slide Dimensions Height/Width/Length (mm)	Fits Shelf Width (in.)	Fits Shelf Width (mm)	Adaptable Boxes	Approx. Pkd. Wt. (lbs.)	Approx. Pkd. Wt. (kg)	Cat. No.
10 1/4x20 3/8x21 5/8	256x510x537	24	610	TB/MTB93030 TB/MTB93060 TB/MTB93080	4 3/4	2.1	**SS2NC**
10 1/4x14x17 1/8	256x355x430	21	530	TB/MTB92035 TB/MTB92060 TB/MTB92080	3 1/2	1.5	**SS3NC**
10 1/4x25 1/8x17 1/8	256x630x430	21	530	TB/MTB93030* TB/MTB93060* TB/MTB93080*	4	1.8	**SS4NC**

*Fits SS4NC with box turned sideways.

Super Erecta Slide System in place on shelf (Tote box sold separately)

Adjustable Undershelf Slides — {10.04}

These slides can be spaced to fit any width container or tote box.

Item	Approx. Pkd. Wt. (lbs.)	Approx. Pkd. Wt. (kg)	Cat. No. (pair)
For 18" (457mm) wide shelf	1	0.4	**US18NA**
*For 21" (530mm) wide shelf	1	0.4	**US21NA**
For 24" (610mm) wide shelf	1	0.4	**US24NA**

*Not adaptable to 24" (610mm) long shelf.

Adjustable Undershelf Slide

File Basket — {10.05}

The convenient place to keep files and papers.

- Measures 2 5/8"W. x 12 3/4" L. x 8 3/4" H. (67mm W. x 324mm L. x 222mm H.).
- Large enough to hold standard-size file folders.
- Attaches easily.

Width/Length (in.)	Width/Length (mm)	Height (in.)	Height (mm)	Approx. Pkd Wt. (lbs.)	Approx. Pkd Wt. (kg)	Cat. No.
2 5/8x12 3/4	63x330	8 3/4	228	2.1	1.0	**PH1239C**


File Basket

Garment Hanger Tube with Brackets — {10.05}

Hanger tubes attach easily under Super Erecta shelves for hanging garments. Available in 18", 21" and 24" (457, 530 and 610mm) widths and in same length as shelves.

Tube Length (in.)	Tube Length (mm)	Approx. Pkd. Wt. (lbs.)	Approx. Pkd. Wt. (kg)	Shelf Width 18" (457mm)	Shelf Width 21" (530mm)	Shelf Width 24" (610mm)
24	610	2 1/2	1.1	**AT2418NC**	**AT2421NC**	**AT2424NC**
30	760	2 1/2	1.1	**AT3018NC**	**AT3021NC**	**AT3024NC**
36	914	3	1.4	**AT3618NC**	**AT3621NC**	**AT3624NC**
42	1066	3 1/2	1.6	**AT4218NC**	**AT4221NC**	**AT4224NC**
48	1219	3 1/2	1.6	**AT4818NC**	**AT4821NC**	**AT4824NC**
60	1524	4	1.8	**AT6018NC**	**AT6021NC**	**AT6024NC**
72	1828	4 1/2	2.0	**AT7218NC**	**AT7221NC**	**AT7224NC**

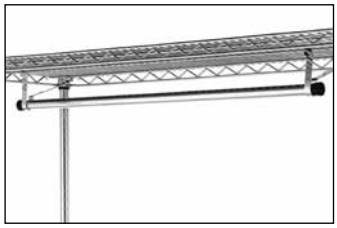
Garment Hanger Tube with Brackets

✓ Indicates antimicrobial product.

Large Display/Storage Basket

Storage Baskets — {10.05}

Generous-sized baskets attach in seconds to hanger rail or shelves.

Width/Length/Depth (in.)	Width/Length/Depth (mm)	Approx. Pkd. Wt. (lbs.)	Approx. Pkd. Wt. (kg)	Cat. No. Plated	Cat. No. Black	Cat. No. White	Cat. No. Smoked Glass
13 3/8x5x7	345x127x180	8 1/2	4	**H209C**	**H209B**	**H209W**	**H209-DSG**
17 3/8x7 1/2x5	440x190x127	7	3	**H210C**	**H210B**	**H210W**	**H210-DSG**
17 3/8x7 1/2x10	440x190x255	11	5	**H212C**	**H212B**	**H212W**	**H212-DSG**

Swing Hanger

Swing Hanger — {10.05}

Attaches to post to provide convenient storage for hanging items. Red epoxy finish.

Arm Length (in.)	Arm Length (mm)	Weight Capacity (lbs.)	Weight Capacity (kg)	Cat. No.
6 1/4	160	20	9	**H110R**


Extension Display Hanger

Extension Display Hanger — {10.06}

Snaps on Super Erecta Shelf hanger rails and shelf frames. Accepts standard carded merchandise.

Length (in.)	Length (mm)	Approx. Pkd. Wt. (lbs.)	Approx. Pkd. Wt. (kg)	Finish/Color*	Cat. No.
6	152	.25	.1	Chrome	**HHK6C**
6	152	.25	.1	Black	**HHK6B**
8	203	.25	.1	Chrome	**HHK8C**
8	203	.25	.1	Black	**HHK8B**

*White, smoked glass and designer colors also available. Allow 4-6 week lead time.

Color Shelf Marker — {10.05}

Color code for effective organization. Snaps securely to the front edge of Super Erecta and Super Adjustable Super Erecta Wire Shelving.

Shelf Marker Size (in.)	(mm)	Color	Cat. No.
6x1 1/4	152x32	Blue	**CSM6-B**
6x1 1/4	152x32	Green	**CSM6-G**
6x1 1/4	152x32	Red	**CSM6-R**
6x1 1/4	152x32	Tan	**CSM6-T**

Shelf Marker Size (in.)	(mm)	Color	Cat. No.
6x1 1/4	152x32	White	**CSM6-W**
6x1 1/4	152x32	Yellow	**CSM6-Y**
6x1 1/4	152x32	Gray	**CSM6-GR**

Color Shelf Markers

CSM6-B

CSM6-G

CSM6-R

CSM6-T

CSM6-W



CSM6-Y

CSM6-GR

Label Holders

It's easy to identify shelf contents with these snap-on plastic holders, available in four styles and a variety of sizes. Labels not included.

1 1/4" (32mm) Label Holders — {10.05}

Gray. Holds most commercial labels. Available in a variety of lengths.

Label Size (in.)	(mm)	Fits Shelf Length (in.)	(mm)	Cat. No.
3x1 1/4	75x32	All		**9990P**
13x1 1/4	330x32	18	457	**9990P1**
19x1 1/4	480x32	24	610	**9990P2**
25x1 1/4	635x32	30	760	**9990P30**
31x1 1/4	725x32	36	914	**9990P3**
43x1 1/4	1090x32	48	1219	**9990P4**
55x1 1/4	1395x32	60	1520	**9990P5**

For Cantilever Shelves, use 3" (75mm) label holder only.

1 1/4" (32mm) Label Holder

Clear Label Holders — {10.05}

Clear plastic allows decorator colors to show through. Holds most commercial 1 1/4" (32mm) labels.

Label Size (in.)	(mm)	Fits Shelf Length (in.)	(mm)	Cat. No.
3x1 1/4	75x32	All		**9990CL**
13x1 1/4	330x32	18	457	**9990CL1**
19x1 1/4	480x32	24	610	**9990CL2**
25x1 1/4	635x32	30	760	**9990CL30**
31x1 1/4	725x32	36	914	**9990CL3**
43x1 1/4	1090x32	48	1219	**9990CL4**
55x1 1/4	1395x32	60	1520	**9990CL5**

For Cantilever Shelves, use 3" (75mm) label holder only.

Clear Label Holder

Slanted Label Holders — {10.05}

Gray solid plastic holder puts 1 1/4" (32mm) labels on slant for easier viewing.

Label Size (in.)	(mm)	Fits Shelf Length (in.)	(mm)	Cat. No.
3x1 1/4	75x32	All		**9990SL**
13x1 1/4	330x32	18	457	**9990SL1**
19x1 1/4	480x32	24	610	**9990SL2**
25x1 1/4	635x32	30	760	**9990SL30**
31x1 1/4	725x32	36	914	**9990SL3**
43x1 1/4	1090x32	48	1219	**9990SL4**
55x1 1/4	1395x32	60	1520	**9990SL5**

For Cantilever Shelves, use 3" (75mm) label holder only.

Slanted Label Holder

21X48X54UCMB
(shown in Mariner Blue)

Shelving and Cart Covers — {11.80}

- Help protect contents from dust and other air-borne contaminants.
- This allows units to be loaded and stored for longer periods of time before being transported. Covers also deter pilferage.
- Reinforced Corners: Help prevent tears and add greatly to durability of covers.
- Closure: Available in hook/loop or heavy-duty nylon zipper

Uncoated — machine washable:

- White: Knitted polyester, 4 oz. per square yard
- Mariner Blue: Woven polyester, 3.2 oz. per square yard.

Coated — waterproof, perfect for indoor/outdoor use:

- White or Mariner Blue — vinyl-coated nylon, 10 oz. per square yard
- Specially treated to resist bacteria, odor, mildew and flames

Catalog Numbers shown are for white cover. Add "MB" suffix to order Mariner Blue (i.e. 21X48X54UCMB)

Length/Height (in.)	Length/Height (mm)	White Nylon Uncoated — Zippered Closure Cat. No.	White Nylon Uncoated — Velcro Closure Cat. No.	White Vinyl Coated — Zippered Closure Cat. No.	White Vinyl Coated — Velcro Closure Cat. No.
FOR SHELF TRUCKS & CARTS 18" (457mm) DEEP					
36x54	914x1370	**18X36X54UC**	**18X36X54VUC**	**18X36X54C**	**18X36X54VC**
36x62	914x1550	**18X36X62UC**	**18X36X62VUC**	**18X36X62C**	**18X36X62VC**
48x54	1219x1370	**18X48X54UC**	**18X48X54VUC**	**18X48X54C**	**18X48X54VC**
48x62	1219x1550	**18X48X62UC**	**18X48X62VUC**	**18X48X62C**	**18X48X62VC**
60x54	1524x1370	**18X60X54UC**	**18X60X54VUC**	**18X60X54C**	**18X60X54VC**
60x62	1524x1550	**18X60X62UC**	**18X60X62VUC**	**18X60X62C**	**18X60X62VC**
FOR SHELF TRUCKS & CARTS 21" (530mm) DEEP					
48x54	1219x1370	**21X48X54UC**	**21X48X54VUC**	**21X48X54C**	**21X48X54VC**
48x62	1219x1550	**21X48X62UC**	**21X48X62VUC**	**21X48X62C**	**21X48X62VC**
48x74	1219x1850	**21X48X74UC**	**21X48X74VUC**	**21X48X74C**	**21X48X74VC**
60x54	1524x1370	**21X60X54UC**	**21X60X54VUC**	**21X60X54C**	**21X60X54VC**
60x62	1524x1550	**21X60X62UC**	**21X60X62VUC**	**21X60X62C**	**21X60X62VC**
60x74	1524x1850	**21X60X74UC**	**21X60X74VUC**	**21X60X74C**	**21X60X74VC**
FOR SHELF TRUCKS & CARTS 24" (610mm) DEEP					
36x54	914x1370	**24X36X54UC**	**24X36X54VUC**	**24X36X54C**	**24X36X54VC**
36x62	914x1550	**24X36X62UC**	**24X36X62VUC**	**24X36X62C**	**24X36X62VC**
36x74	914x1850	**24X36X74UC**	**24X36X74VUC**	**24X36X74C**	**24X36X74VC**
48x54	1219x1370	**24X48X54UC**	**24X48X54VUC**	**24X48X54C**	**24X48X54VC**
48x62	1219x1550	**24X48X62UC**	**24X48X62VUC**	**24X48X62C**	**24X48X62VC**
48x74	1219x1850	**24X48X74UC**	**24X48X74VUC**	**24X48X74C**	**24X48X74VC**
60x54	1524x1370	**24X60X54UC**	**24X60X54VUC**	**24X60X54C**	**24X60X54VC**
60x62	1524x1550	**24X60X62UC**	**24X60X62VUC**	**24X60X62C**	**24X60X62VC**
60x74	1524x1850	**24X60X74UC**	**24X60X74VUC**	**24X60X74C**	**24X60X74VC**
72x54	1825x1370	**24X72X54UC**	**24X72X54VUC**	**24X72X54C**	**24X72X54VC**
72x62	1825x1550	**24X72X62UC**	**24X72X62VUC**	**24X72X62C**	**24X72X62VC**
72x74	1825x1850	**24X72X74UC**	**24X72X74VUC**	**24X72X74C**	**24X72X74VC**

*Cart covers are non-returnable.
Note: 86" (2185mm) high covers, in 24" (610mm) depth, available by special order.

Clear Vinyl
Cart Cover

Clear Vinyl Cart Covers

- Allows visual access while protecting shelf contents from dust and other airborne contaminants.
- Vinyl construction with Velcro closures.
- Available for 18" x 36" (457 x 914mm) shelving.

Length/Height (in.)	Length/Height (mm)	Cat. No.
36x32	914x889	**GWCVC41**
36x52	914x1320	**GWCVC62**

✓ Indicates antimicrobial product.

Keyboard Tray — {10.06}

Attaches to all Metro wire shelves, 36" (914mm) length or longer. Mouse Tray adapts to left or right of Keyboard Tray. Flip-top compartment provides convenient storage. Constructed of durable high-impact polystyrene. Assembles easily.

- Hardware included for attachment to Metro wire shelves; template provided for attachment to solid desk surfaces.
- Keyboard Tray Dimensions: 22" L. (559mm) x 15 1/2" W. (394mm).
- Dimension with Mouse Tray fully extended: 29 1/2" L. (749mm) x 15 1/2" W. (394mm).

Cat. No. **CKS1522BL**

Keyboard Tray

Wire Management Clip — {10.06}

Keeps wires and cables neatly organized both horizontally and vertically. Easily snaps over the edge of any Super Erecta wire or qwikSLOT shelf. Black epoxy finish.

Width (in.)	Width (mm)	Length (in.)	Length (mm)	Approx. Pkd. Wt. (lbs.)	Approx. Pkd. Wt. (kg)	Cat. No.
2	51	2	51	.5	.25	**CWM**

Wire Management Clip

Power Strip — {10.06}

- Mounts quickly and easily to either a Super Erecta or qwikSLOT post.
- Includes a 15 foot (4572mm) long cord.
- Mounting brackets and hardware included.
- UL/CSA approved.
- 15 Amp Circuit Breaker.
- Illuminated Power Switch. 15A/125VAC.60Hz/1875 W.
- Gray/blue finish.
- 14/3 SJT Molded Power Supply Cord.

Width (in.)	Width (mm)	Length (in.)	Length (mm)	Approx. Pkd. Wt. (lbs.)	Approx. Pkd. Wt. (kg)	Cat. No.
1 1/2	38	48	1219	6	2.72	**CPS48**

Power Strip

Surface Mount Swing Arm for Flat Monitor — {10.06}

- Range: Vertical, 15.9" (404mm); Horizontal 24 1/4" (613mm)
- Vertical Rotation: 360 degrees at three joints
- Monitor tilt: 200 degrees
- Monitor pivot: landscape to portrait
- Compatibility: VESA® 75mm and 100mm
- Cable management: Cables are concealed in arm
- Maximum weight load: 27.5 lbs. (12.5kg)

Cat. No. **LTFMA**

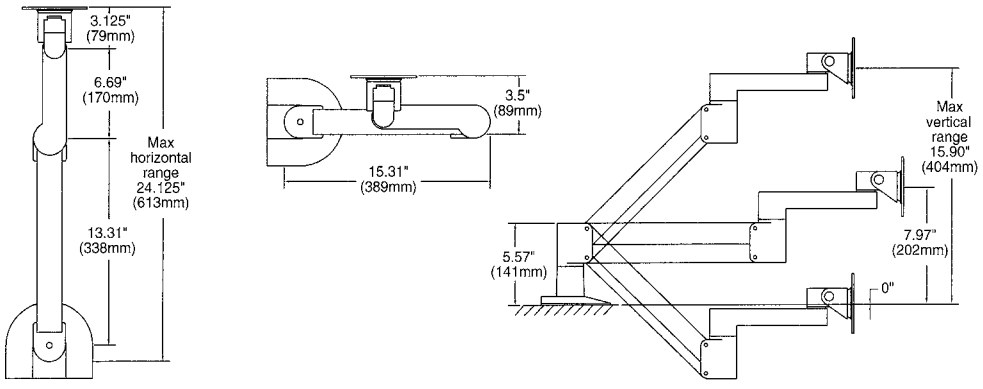

Goldfish
Cheddar
Pretzel
SHARE YOUR GOLDFISH TALES
LEARN MORE @
GoldfishSmiles.com

APPEAL Display Shelving

Perfect for end caps or create your own Store-Within-A-Store.

- **Curve APPEAL:** The shelf's attractive, curved front edge draws customers' attention to the products displayed. The open wire design promotes light penetration and visibility of displayed items.
- **Increase Facings:** The curved front design increases shelf storage area by 12% versus a traditional rectangular shelf.
- **Versatile:** Metro APPEAL™ shelving can be combined with Metro's Super Erecta, qwikSLOT™, or Drop Mat Display shelving systems to create a proprietary display for your store.
- **Fast, Secure Assembly:** SiteSelect™ posts, with Triple-groove visual guide feature, have circular grooves at 1" (25mm) intervals and are numbered at 2" (50 mm) intervals. A patented, tapered split sleeve snaps together around each post. Tapered openings in the shelf corners slide over the tapered split sleeves and provide a positive lock. Shelving is assembled in minutes without the use of any special tools.
- **Adjustability:** Shelves can be adjusted at 1" (25 mm) intervals along the length of the post.
- **Finishes:** Metro's APPEAL™ shelving is available in a chrome-plated finish or black epoxy coating.

Appeal Shelves (For Top and Bottom Shelves)

Width/Length (in.)	Width/Length (mm)	Approx. Pkd. Wt. (lbs.)	Approx. Pkd. Wt. (kg)	Cat. No. APPEAL Shelving Chrome	Cat. No. APPEAL Shelving Black
18x36	457x914	9	4.1	**RHDM1836C**	**RHDM1836BL**
18x48	457x1219	12	5.4	**RHDM1848C**	**RHDM1848BL**

Appeal qwikSLOT Shelves (For Intermediate Shelves)

Width/Length (in.)	Width/Length (mm)	Approx. Pkd. Wt. (lbs.)	Approx. Pkd. Wt. (kg)	Cat. No. APPEAL Shelving Chrome	Cat. No. APPEAL Shelving Black
18x36	457x914	9	4.1	**RHDM1836QC**	**RHDM1836QBL**
18x48	457x1219	12	5.4	**RHDM1848QC**	**RHDM1848QBL**

qwikSLOT® Posts — {10.11}

Clips snap into slots along the height of the post for shelf adjustment at 1" (25mm) intervals. Use for qwikSLOT shelving only.

Height† (in.)	Height† (mm)	Approx Pkd. Wt. (lbs.)	Approx Pkd. Wt. (kg)	Cat. No. Super Erecta Brite	Cat. No. Black
34 1/2	875	2	0.9	**33PQ**	**33PQBL**
54 9/16	1385	3	1.4	**54PQ**	**54PQBL**
63 9/16	1590	3 1/2	1.6	**63PQ**	**63PQBL**
74 5/8	1895	4	1.8	**74PQ**	**74PQBL**
86 5/8	2200	5	2.3	**86PQ**	**86PQBL**

†Height includes leveling bolt and cap.

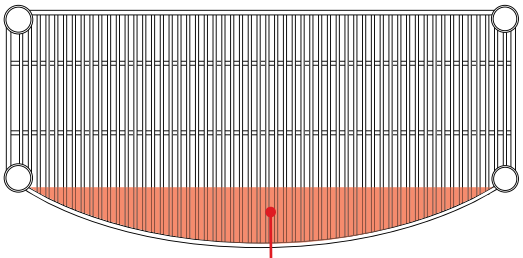

APPEAL® Display Shelving

SHELVING WITH AN ACCENTED CURVED FRONT. PERFECT FOR END CAP DISPLAYS OR TO CREATE A STORE-WITHIN-A-STORE DISPLAY!

12% MORE

Holding Power gets you More SKU's, More Facing, More Sales & Profits!

Super Erecta qwikSLOT™ shelving unit in black epoxy

qwikSLOT® Display Shelving System

Set, Reset in a Flash.

Metro qwikSLOT shelves offer the quality of Super Erecta with the convenience of easily adjustable and removable shelves.

- Unique support system snaps into the posts, allowing instant shelf adjustment.
- Each unit requires a standard Super Erecta shelf at the top and bottom. (see page 42)

qwikSLOT® Shelves — {10.11}

Width/Length (in.)	Approx. Pkd. Wt. (lbs.)	Cat. No. Super Erecta Brite	Cat. No. Chrome	Cat. No. Black	Cat. No. White	Cat. No. Smoked Glass
14x36	7.25	**1436QBR**	**1436QC**	**1436QBL**	**1436QW**	**1436Q-DSG**
14x48	9.75	**1448QBR**	**1448QC**	**1448QBL**	**1448QW**	**1448Q-DSG**
18x36	8.5	**1836QBR**	**1836QC**	**1836QBL**	**1836QW**	**1836Q-DSG**
18x48	11.25	**1848QBR**	**1848QC**	**1848QBL**	**1848QW**	**1848Q-DSG**
18x60	17.0	**1860QBR**	—	—	—	—
21x36	10.75	**2136QBR**	**2136QC**	**2136QBL**	**2136QW**	**2136Q-DSG**
21x48	13.25	**2148QBR**	**2148QC**	**2148QBL**	**2148QW**	**2148Q-DSG**
21x60	18.0	**2160QBR**	—	—	—	—
24x36	12.25	**2436QBR**	**2436QC**	**2436QBL**	**2436QW**	**2436Q-DSG**
24x48	15.25	**2448QBR**	**2448QC**	**2448QBL**	**2448QW**	**2448Q-DSG**
24x60	21.00	**2460QBR**	—	—	—	—

Note: A typical unit will incorporate 4 qwikSLOT posts, at least 2 standard Super Erecta shelves (one at the top and bottom of unit) and as many qwikSLOT shelves as desired between the top and bottom shelf.
Note: A qwikSLOT shelf is rated at 300 lbs. (135kg) per shelf. A typical qwikSLOT unit is rated at 800 lbs. (375kg) capacity per unit. For higher unit capacities, an intermediate standard Super Erecta shelf must be installed approximately at mid-height on the unit.
Note: Mobile Applications: All mobile applications require an intermediate standard Super Erecta shelf. installed approximately at mid-height on the unit.

qwikSLOT® Posts — {10.11}

Clips snap into slots along the height of the post for shelf adjustment at 1" (25mm) intervals. Use for qwikSLOT shelving only.

Stationary

Height† (in.)	Height† (mm)	Approx Pkd. Wt. (lbs.)	Approx Pkd. Wt. (kg)	Cat. No. Super Erecta Brite	Cat. No. Black	Cat. No. White	Cat. No. Smoked Glass
34 1/2	875	2	0.9	**33PQ**	**33PQBL**	**33PQW**	**33PQ-DSG**
54 9/16	1385	3	1.4	**54PQ**	**54PQBL**	**54PQW**	**54PQ-DSG**
63 9/16	1590	3 1/2	1.6	**63PQ**	**63PQBL**	**63PQW**	**63PQ-DSG**
74 5/8	1895	4	1.8	**74PQ**	**74PQBL**	**74PQW**	**74PQ-DSG**
86 5/8	2200	5	2.3	**86PQ**	**86PQBL**	**86PQW**	**86PQ-DSG**

†Height includes leveling bolt and cap.

Mobile

Height† (in.)	Height† (mm)	Approx Pkd. Wt. (lbs.)	Approx Pkd. Wt. (kg)	Cat. No. Super Erecta Brite	Cat. No. Black	Cat. No. White	Cat. No. Smoked Glass
33 7/8	861	2	0.9	**33UPQ**	**33UPQBL**	**33UPQW**	**33UPQ-DSG**
54	1370	3	1.4	**54UPQ**	**54UPQBL**	**54UPQW**	**54UPQ-DSG**
62	1575	3 1/2	1.6	**63UPQ**	**63UPQBL**	**63UPQW**	**63UPQ-DSG**
74	1880	4	1.8	**74UPQ**	**74UPQBL**	**74UPQW**	**74UPQ-DSG**
86	2185	5	2.3	**86UPQ**	**86UPQBL**	**86UPQW**	**86UPQ-DSG**

These posts come without leveling bolt assembly to accommodate stem casters.

qwikSLOT post with shelf clip

qwikSLOT Locking Clip
Recommended for mobile applications.
Must be used with 9985QS shelf clips.
(Package of 4)
Cat. No. **9985QSL**

Replacement qwikSLOT Shelf Clips
(Package of 4)
Cat. No. **9985QS**

SET UP YOUR METRO STORE-WITHIN-A-STORE

1. Assemble your new Metro Display Shelving System (no tools required).
2. Remove upper shelves of your existing gondola unit. Do not remove the base shelf or kick panel.
3. Place your new Metro display shelving unit onto the gondola base shelf and slide into place.

Metro Tip: Order optional triangular foot plates to replace leveling bolts. Foot plates distribute heavy weight more evenly. (See page 47).

Great for Retail Display.

Research shows sales and profits increase more than 43%.

Data was collected from ten stores operated by three food retailers in the United States. The research covered 15 product categories and thousands of items. The research was conducted by Willard Bishop Consulting Ltd. and involved two areas of research:

- In-store merchandising tests and point-of-sale data analysis to quantify sales/profits and total category impact.
- Consumer focus groups to qualify consumer reaction.

Visit www.metro.com/grocerysolutions and click on the link to Store-Within-A-Store Research.

Sales and profits for specialty items **increased more than 43%.** Total **category performance** demonstrated a **12+% increase in sales** and **14+% increase in profits.**

Uniquely profitable.

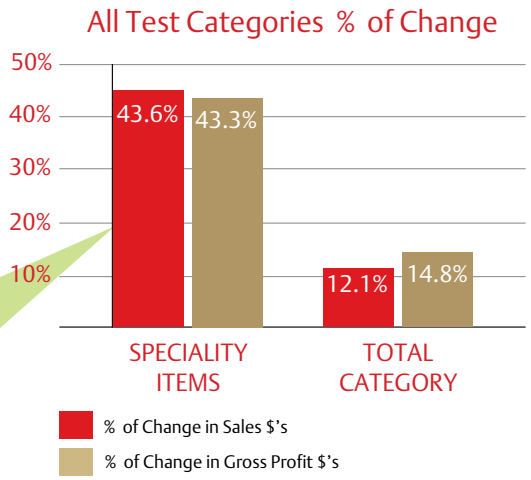

qwikSLOT® Display Shelving makes creating your Store-Within-A-Store simple and easy.

qwikSLOT Drop Mat Shelving

qwikSLOT® Drop Mat® and Drop Mat® Super Erecta® Display Shelving — {10.11}

- Built-in shelf ledge, approximately 1" (25mm) high, provides security, preventing contents from falling off shelf.
- Each shelf holds up to 250 pounds (113kg). Available in Super Erecta and qwikSLOT styles.

qwikSLOT® Drop Mat Shelves — {10.20}

Drop Mat shelving can increase storage capacity by as much as 30%. Each shelf holds up to 250 pounds (113kg). qwikSLOT style promotes ease of adjustment and removal. Each qwikSLOT unit requires the use of a Super Erecta or Drop Mat Super Erecta shelf at top and bottom. Use with qwikSLOT posts.

Width/ Length (in.)	Approx. Pkd. Wt. (lbs.)	Cat. No. Super Erecta Brite	Cat. No. Chrome	Cat. No. Black	Cat. No. White	Cat. No. Smoked Glass
14x36	7.25	HDM1436QBR	HDM1436QC	HDM1436QBL	HDM1436QW	HDM1436Q-DSG
14x48	9.75	HDM1448QBR	HDM1448QC	HDM1448QBL	HDM1448QW	HDM1448Q-DSG
18x36	8.5	HDM1836QBR	HDM1836QC	HDM1836QBL	HDM1836QW	HDM1836Q-DSG
18x48	11.25	HDM1848QBR	HDM1848QC	HDM1848QBL	HDM1848QW	HDM1848Q-DSG
21x36	10.75	HDM2136QBR	HDM2136QC	HDM2136QBL	HDM2136QW	HDM2136Q-DSG
21x48	13.25	HDM2148QBR	HDM2148QC	HDM2148QBL	HDM2148QW	HDM2148Q-DSG
24x36	12.25	HDM2436QBR	HDM2436QC	HDM2436QBL	HDM2436QW	HDM2436Q-DSG
24x48	15.25	HDM2448QBR	HDM2448QC	HDM2448QBL	HDM2448QW	HDM2448Q-DSG

Drop Mat® Super Erecta® Display Shelving — Use with qwikSLOT or Super Erecta posts

Width/Length (in.)	(mm)	Approx. Pkd. Wt. (lbs.)	(kg)	Cat. No. Super Erecta Brite	Cat. No. Chrome	Cat. No. Black	Cat. No. White	Cat. No. Smoked Glass
14x36	355x914	7.25	3.2	HDM1436BR	HDM1436NC	HDM1436BL	HDM1436W	HDM1436-DSG
14x48	355x1219	9.75	4.3	HDM1448BR	HDM1448NC	HDM1448BL	HDM1448W	HDM1448-DSG
18x36	457x914	8.5	3.8	HDM1836BR	HDM1836NC	HDM1836BL	HDM1836W	HDM1836-DSG
18x48	457x1219	11.25	5.0	HDM1848BR	HDM1848NC	HDM1848BL	HDM1848W	HDM1848-DSG
21x36	530x914	10.75	4.8	HDM2136BR	HDM2136NC	HDM2136BL	HDM2136W	HDM2136-DSG
21x48	530x1219	13.25	5.9	HDM2148BR	HDM2148NC	HDM2148BL	HDM2148W	HDM2148-DSG
24x24	610x614	8.5	3.8	HDM2424BR	HDM2424NC	HDM2424BL	HDM2424W	HDM2424-DSG
24x36	610x914	12.25	5.5	HDM2436BR	HDM2436NC	HDM2436BL	HDM2436W	HDM2436-DSG
24x48	610x1219	15.25	6.8	HDM2448BR	HDM2448NC	HDM2448BL	HDM2448W	HDM2448-DSG

qwikSLOT® Posts — {10.11}

Clips snap into slots along the height of the post for shelf adjustment at 1" (25mm) intervals. Use for qwikSLOT shelving only.

Height† (in.)	(mm)	Approx. Pkd. Wt. (lbs.)	(kg)	STATIONARY Cat. No. Plated	STATIONARY Cat. No. Black	STATIONARY Cat. No. White	STATIONARY Cat. No. Smoked Glass	MOBILE Cat. No. Plated	MOBILE Cat. No. Black	MOBILE Cat. No. White	MOBILE Cat. No. Smoked Glass
34 1/2	875	2	0.9	33PQ	33PQBL	33PQW	33PQ-DSG	33UPQ	33UPQBL	33UPQW	33UPQ-DSG
54 9/16	1385	3	1.4	54PQ	54PQBL	54PQW	54PQ-DSG	54UPQ	54UPQBL	54UPQW	54UPQ-DSG
63 9/16	1590	3 1/2	1.6	63PQ	63PQBL	63PQW	63PQ-DSG	63UPQ	63UPQBL	63UPQW	63UPQ-DSG
74 5/8	1895	4	1.8	74PQ	74PQBL	74PQW	74PQ-DSG	74UPQ	74UPQBL	74UPQW	74UPQ-DSG
86 5/8	2200	5	2.3	86PQ	86PQBL	86PQW	86PQ-DSG	86UPQ	86UPQBL	86UPQW	86UPQ-DSG

†Height includes leveling bolt and cap.

Super Erecta SiteSelect® Posts — {10.01a}

Height* (in.)	(mm)	Approx. Pkd. Wt. (lbs.)	(kg)	STATIONARY Cat. No. Chrome	STATIONARY Cat. No. Black	MOBILE Cat. No. Chrome	MOBILE Cat. No. Black
7 1/2	191	1/2	0.3	7P	7PBL	—	—
14 1/2	370	1	0.5	13P	13PBL	—	—
27 1/2	699	1 3/4	0.75	27P	27PBL	27UP	27UPBL
34 1/2	875	2	0.9	33P	33PBL	33UP	33UPBL
54 9/16	1385	3	1.4	54P	54PBL	54UP	54UPBL
62 9/16	1590	3 1/2	1.6	63P	63PBL	63UP	63UPBL
74 5/8	1895	4	1.8	74P	74PBL	74UP	74UPBL
86 5/8	2200	5	2.3	86P	86PBL	86UP	86UPBL
96 5/8	2454	5 1/2	2.5	***96P	—	—	—

Mobile posts come without leveling bolt assembly to accommodate stem casters.
* Height includes leveling bolt and cap.
*** 96P should not be used on units less than 24" (610mm) deep. Consult Metro Engineering for alternate recommendations.
† **Note:** Special length posts are available, priced at next higher length plus a cutting charge. Post lengths to be specified as cut to a round number, ie: 74P cut to 69" (1753mm) . . . This will result in an overall post height with adjustment of 69 3/8" (1762mm) to 69 7/8" (1775mm).

Snap-On Dividers for Drop Mat Shelves — {10.04}

Organize your shelves with these 8" (203mm) high, easy to snap-in-place dividers.

Fits Shelf Width (in.)	(mm)	Approx. Pkd. Wt. (lbs.)	(kg)	Cat. No. Plated	Cat. No. Black	Cat. No. White	Cat. No. Smoked Glass	Cat. No. Designer Colors*
18	457	2.5	1.1	HD18C	HD18B	HD18W	HD18-DSG	HD18-D
24	614	3.5	1.6	HD24C	HD24B	HD24W	HD24-DSG	HD24-D

*Refer to page 131 for information about Designer Colors.

Snap-On Divider

Get Maximum Retail Density.

Drop Mat® Display Shelving.

Increase your shelving holding power by up to 30%.

Drop Mat yields space saving results.
The space gain is undeniable.

What's the secret to increasing holding power?

- The secret to Metro's space-saving advantage is Drop Mat's "thin shelf" design (1/4" versus 1 1/2"). Drop Mat eliminates the need for space robbing under-shelf supports and bulky shelf brackets, reclaiming 20% of your merchandising space.
- Back-to-back, Drop Mat saves yet more space. Reclaim up to 10% additional space by eliminating traditional gondola's 4" wide center support structure.

Two Quick Two Smart Two Bin

Metro® Two-Bin™ Solutions take efficiency to the next level.

This two-bin solution offers better visibility to stored items, easier replenishment, and maximized storage space. Metro Two-Bin solutions provide a bin offering to accommodate varying supply sizes, a broad shelf offering to maximize storage and provide better visibility to stored items, and color coded markers to help identify supplies by type or application.

- Customizable shelf spacing and ability to use a variety of **Super Erecta®** shelves and posts maximize storage capacity. Available in stationary or mobile.

> Wide range of bin offerings to accommodate supply sizes

- **qwikSLOT®** shelves can be slanted for easy access to supplies while it's unique design allows for quick repositioning.

> Color coded markers and clear bins aid in swift visual identification

Metro® qwikSLOT® Shelving System
Shown with Solid Bottom Shelf

- Metro qwikSLOT® shelves offer the quality of Super Erecta® with the convenience of easily adjustable and removable shelves.
- Unique support system snaps into posts, allowing instant shelf adjustment without disturbing the shelves below or above.
- Versatile design allows shelves to be installed flat or at a unique angle for ultimate space and display efficiency. All shelves adjust in 1" increments.

Safely holds up to **800lbs.**
800lbs. (375kg) per unit
300 lbs. (135 kg) per shelf (qwikSLOT)

qwikSLOT® Shelves —{10.11}

Width/Length	SOLID Galvanized Cat. No.	qwikSLOT Brite Cat. No.	3-Sided Frame Super Erecta Chrome Cat. No.	STANDARD Super Erecta Chrome Cat. No.
18x36	**1836FG**	**1836QBR**	**SF33N3C**	**1836NC**
18x48	**1848FG**	**1848QBR**	**SF35N3C**	**1848NC**
18x60	**1860FG**	**1860QBR**	**SF36N3C**	**1860NC**
24x36	**2436FG**	**2436QBR**	**SF53N3C**	**2436NC**
24x48	**2448FG**	**2448QBR**	**SF55N3C**	**2448NC**
24x60	**2460FG**	**2460QBR**	**SF56N3C**	**2460NC**
Pkg of 4 Locking clips		**9985QSL**	-	-

Note: A typical unit will incorporate 4 qwikSLOT posts, at least 2 Super Erecta shelves (one at the top and bottom of unit) and as many qwikSLOT shelves as desired between the top and bottom shelf. A three sided frame is recommended for increased rigidity.

Note: A qwikSLOT shelf is rated at 300 lbs. (135kg) per shelf. A typical qwikSLOT unit is rated at 800 lbs. (375kg) capacity per unit. For higher unit capacities, an intermediate standard Super Erecta shelf must be installed approximately at mid-height on the unit.

Note: Mobile Applications: All mobile applications require an intermediate standard Super Erecta shelf. installed approximately at mid-height on the unit.

qwikSLOT Locking Clip
For mobile applications.
To be used with qwikSLOT shelf clips. (Package of 4)
Cat. No. 9985QSL

Casters types available for all mobile applications.

qwikSLOT® Posts —{10.11}

Height (in)	Height (mm)	qwikSLOT Stationary Posts Brite Cat. No.
34 1/2	875	**33PQ**
54 9/16	1385	**54PQ**
63 9/16	1590	**63PQ**
74 5/8	1895	**74PQ**
86 5/8	2200	**86PQ**

Height (in)	Height (mm)	qwikSLOT Mobile Posts Brite Cat. No.
33 7/8	861	**33UPQ**
54	1370	**54UPQ**
62	1575	**63UPQ**
74	1880	**74UPQ**
86	2185	**86UPQ**

Wheel Diameter (in)	Wheel Diameter (mm)	Type	Resilient Tread Cat. No.	Polyurethane Tread Cat. No.
5	32	Swivel	**5M**	**5MP**
5	132	Swivel/Brake	**5MB**	**5MPB**

Metro Bins — {10.08}

Convenient way to organize and identify small items.

Shelf Bins — Nesting

These bins are sized to work on the two most popular shelf widths 18"" (457mm) and 24"" (610mm) for efficient handling and exchange.

MB30164CLN

MB30184CLN

MB30174CLN

Part No.	Outside Dimension (in.) Length / Width / Height	Outside Dimension (mm) Length / Width / Height	Bin Carton Quantity	Color	Width Dividers**	Divider Carton Quantity
MB30110CLN	11.6 x 2.75 x 4	295 x 70 x 102	24	Clear	**N/A**	N/A
MB30120CLN	11.6 x 4.12 x 4	295 x 105 x 102	24	Clear	**MB40120 (3)**	24
MB30130CLN	11.6 x 6.6 x 4	295 x 168 x 102	12	Clear	**MB40130 (3)**	24
MB30150CLN	11.6 x 8.37 x 4	295 x 213 x 102	12	Clear	**-**	-
MB30170CLN	11.6 x 11.12 x 4	295 x 282 x 102	12	Clear	**MB40170 (3)**	24
MB30128CLN	17 .8 x 4.12 x 4	454 x 105 x 102	12	Clear	**MB40120 (3)**	24
MB30138CLN	17.8 x 6.6 x 4	454 x 168 x 102	12	Clear	**MB40130 (3)**	24
MB30124CLN	23.6 x 4.12 x 4	600 x 105 x 102	12	Clear	**MB40120 (3)**	24
MB30164CLN	23.6 x 6.6 x 4	600 x 168 x 102	6	Clear	**MB40130 (3)**	24
MB30174CLN	23.6 x 10.6 x 4	600 x 270 x 102	2	Clear	**MB40170 (3)**	24

Supply Bins — Stacking or Hanging

Stackable design maximizes vertical storage efficiency. Reinforced design adds strength and prevents spreading. Lip on rear of bin allows bin to hang on the wall panel.

MB30239CLSH

MB30235CLSH

MB30255CLSH

Part No.	Outside Dimension (in.) Length / Width / Height	Outside Dimension (mm) Length / Width / Height	Bin Carton Quantity	Color	Length Dividers**	Divider Carton Quantity
MB30220CLSH	7.3 x 4.12 x 3	187 x 105 x 76	24	Clear	-	-
MB30237CLSH	9.25 x 6 x 5	235 x 152 x 127	12	Clear	N/A	N/A
MB30224CLSH	10.8 x 4.12 x 4	276 x 105 x 102	12	Clear	**-**	-
MB30230CLSH	10.8 x 5.5 x 5	276 x 140 x 127	12	Clear	**MB40230 (1)**	6
MB30235CLSH	10.8 x 11 x 5	276 x 279 x 127	6	Clear	**MB40230 (2)**	6
MB30239CLSH	10.8 x 8.25 x 7	276 x 210 x 178	6	Clear	-	-
MB30255CLSH	10.8 x 16.5 x 5	276 x 419 x 127	6	Clear	**MB40230 (2)**	6
MB30234CLSH	14.75 x 5.5 x 5	375 x 140 x 127	12	Clear	-	-
MB30240CLSH	14.75 x 8.25 x 7	375 x 210 x 178	12	Clear	**MB40245 (1)**	6
MB30250CLSH	14.75 x 16.5 x 7	375 x 419 x 178	12	Clear	**MB40245 (1)**	6
MB30265CLSH	18 x 8.25 x 9	457 x 210 x 229	6	Clear	**MB40265 (1)**	6

Note: Bins feature a full-width hanger lip that is designed for use with hanging systems. Bins are available in carton quantities only.

Large Supply Bins — Stacking

Stackable design maximizes vertical storage efficiency. Reinforced design prevents spreading.

MB30284CLS

MB30286CLS

Part No.	Outside Dimension (in.) Length / Width / Height	Outside Dimension (mm) Length / Width / Height	Bin Carton Quantity	Color	Dividers	Divider Carton Quantity
MB30281CLS	20 x 12.37 x 8	508 x 314 x 203	3	Clear	-	-
MB30283CLS	20 x 18.37 x 12	508 x 467 x 305	1	Clear	-	-
MB30284CLS	23.8 x 8.25 x 7	606 x 210 x 178	4	Clear	-	-
MB30286CLS	23.8 x 11 x 7	606 x 279 x 178	4	Clear	-	-
MB30289CLS	23.8 x 18.25 x 12	606 x 464 x 305	1	Clear	-	-
MB30348T	20.5 x 8.25 x 7	521 x 210 x 178	6	Beige	width divider included	1

**( ) Recommended max # of dividers per bin = # of divider slots may be higher to provide placement flexibility

Note: Bins are available in carton quantities only. Bins above are priced per each but must be ordered in multiples of carton quantity. (For example: MB30138CLN is available in quantities of 12, 24, 36. List price refers to the price of 1 bin.) Dividers are available in carton quantities only. Dividers are sold by the carton and priced by the carton. (For example: 1 MB40120 = 24 dividers, the list price is for 24 dividers). N/A indicates no divider available. "-" indicates divider available by special request.

Louvered Wall Panel

For use with hanging supply bins. This universal hanging surface provides easy placement and configuration of multiple sizes of bins or qwikSIGHT Baskets. Wall-mounted panels keep items out of the way, off the floor and off the work table.

Part No.	Outside Dimension (in.) Length / Width / Height	Outside Dimension (mm) Length / Width / Height	Carton Quantity	Color	Weight Capacity (lb.)	(kg)
MB1819LWP	18 x 0.31 x 19	457 x 8 x 483	4	White	160	73
MB3619LWP	36 x 0.31 x 19	914 x 8 x 483	4	White	160	73
MB1861LWP	18 x 0.31 x 61	457 x 8 x 1549	1	White	500	227

Note: Panel should be mounted on standard stud centers or a solid substrate (block, plywood, etc.) with fasteners in each mounting hole for maximum rigidity. Weight capacity listed is for the panel properly mounted to studs or a solid substrate. Fasteners are not included.

Bulk Supply Tub — Nesting

Ruggedly constructed, perfect for storing large bulky items.

Part No.	Outside Dimension (in.) Length / Width / Height			Outside Dimension (mm) Length / Width / Height		
MB34240G	24½	19	9½	622	483	241

Note: Bins are available in carton quantities only. Bins above are priced per each but must be ordered in multiples of carton quantity.

MB34240G

Optimized for lean process.

Metro Two-Bin™

Two-Deep

As the first bin is consumed, it is placed on the top shelf or replenishment location while the second bin is pulled forward for use.

Two-Wide

For items requiring more than half of the shelf depth. As the first bin is consumed, it is placed on the top shelf or replenishment location while the second bin is used.

Two-High

As the first bin is consumed, it is placed on the top shelf or replenishment location while the contents of the lower bin are fully exposed for use.

TWO - DEEP

Part No.	Type	Fits Shelf Width	Outside Dimensions (in.) Length / Width / Height	Outside Dimensions (mm) Length / Width / Height	Bin Carton Quantity	Length Dividers**	Width Dividers**	Divider Carton Quantity
MB30220CLSH	Stack/Hang Bin	18"	7.3 x 4.12 x 3	187 x 105 x 76	24	-	N/A	6
MB30237CLSH	Stack/Hang Bin	18"	9.25 x 6 x 5	235 x 152 x 127	12	N/A	N/A	N/A
MB30224CLSH	Stack/Hang Bin	24"	10.87 x 4.12 x 4	276 x 105 x 102	12	-	N/A	-
MB30230CLSH	Stack/Hang Bin	24"	10.87 x 5.5 x 5	276 x 140 x 127	12	**MB40230 (1)**	-	6
MB30239CLSH	Stack/Hang Bin	24"	10.87 x 8.25 x 7	276 x 210 x 178	6	-	N/A	-
MB30235CLSH	Stack/Hang Bin	24"	10.87 x 11 x 5	276 x 279 x 127	6	**MB40230 (2)**	N/A	6
MB30255CLSH	Stack/Hang Bin	24"	10.87 x 16.5 x 5	276 x 419 x 127	6	**MB40230 (2)**	N/A	6
MB30110CLN	Nesting Bins	24"	11.6 x 2.75 x 4	295 x 70 x 102	24	N/A	N/A	N/A
MB30120CLN	Nesting Bins	24"	11.6 x 4.12 x 4	295 x 105 x 102	24	N/A	**MB40120 (3)**	24
MB30130CLN	Nesting Bins	24"	11.6 x 6.6 x 4	295 x 168 x 102	12	N/A	**MB40130 (3)**	24
MB30150CLN	Nesting Bins	24"	11.6 x 8.37 x 4	295 x 213 x 102	12	N/A	-	-
MB30170CLN	Nesting Bins	24"	11.6 x 11.12 x 4	295 x 282 x 102	12	N/A	**MB40170 (3)**	24

TWO - WIDE

Part No.	Type	Fits Shelf Width	Outside Dimensions (in.) Length / Width / Height	Outside Dimensions (mm) Length / Width / Height	Bin Carton Quantity	Length Dividers**	Width Dividers**	Divider Carton Quantity
MB30128CLN	Nesting Bins	18"	17.8 x 4.12 x 4	454 x 105 x 102	12	N/A	**MB40120 (3)**	24
MB30138CLN	Nesting Bins	18"	17.8 x 6.6 x 4	454 x 168 x 102	12	N/A	**MB40130 (3)**	24
MB30265CLSH	Stack/Hang Bin	18"	18 x 8.25 x 9	457 x 210 x 229	6	**MB40265 (1)**	N/A	6
MB30124CLN	Nesting Bins	24"	23.6 x 4.12 x 4	600 x 105 x 102	12	N/A	**MB40120 (3)**	24
MB30164CLN	Nesting Bins	24"	23.6 x 6.6 x 4	600 x 168 x 102	6	N/A	**MB40130 (3)**	24
MB30174CLN	Nesting Bins	24"	23.6 x 10.6 x 4	600 x 270 x 102	2	N/A	**MB40170 (3)**	24

TWO - HIGH

Part No.	Type	Fits Shelf Width	(in.) Length / Width / Height	(mm) Length / Width / Height	Bin Carton Quantity	Length Dividers**	Width Dividers**	Divider Carton Quantity
MB30284CLS	Stacking Bin	24"	23.8 x 8.25 x 7	606 x 210 x 178	4	-	-	-
MB30286CLS	Stacking Bin	24"	23.8 x 11 x 7	606 x 279 x 178	4	-	-	-
MB30289CLS	Stacking Bin	24"	23.8 x 18.25 x 12	606 x 464 x 305	1	N/A	-	-

N/A indicates no divider available. "-" indicates divider available by special request.

Super Erecta® Solid Shelving
Setting the standard for solid shelving.

Perfect for applications involving spillage. Provides barrier between floor and bottom shelf contents to deter contamination.

- Shelf design features a 1/8" (3.2mm) raised "ship's edge" on all four sides to contain spills.
- Louvered/embossed shelf allows air circulation.
- Available in several styles and materials for a variety of applications. Shelves are constructed with 18-gauge stainless steel (Type 304) or galvanized materials.
  - **Galvanized shelves** with uncoated cast corners are ideal for applications requiring a solid shelving or work surface and minimum resistance to corrosion. Available in flat solid and louvered/embossed styles.
  - **Standard Stainless Steel solid shelves** (Type 304) with epoxy-coated cast corners address the majority of applications for solid, corrosion resistant shelves or work surfaces. Available in flat solid and louvered/embossed styles.
  - **Premium Autoclave/Cart Washable Stainless Steel solid shelves** (Type 304) feature an all-stainless construction to withstand high temperature, corrosive applications. Available in flat solid style.

Flat Solid Stainless Shelves with black powder-coated corners

Metro Tip:
Use Metro Flat Solid Shelving at the bottom of a storage unit to maintain cleanliness by providing a barrier between floor and shelf contents above.

SiteSelect Posts for Super Erecta® Solid Shelving — {10.20}

Stationary posts are fitted with adjustable leveling bolts to compensate for uneven surfaces. Mobile posts come without leveling bolt to accommodate stem casters. Special length posts are available.†

Height* (in.)	Height* (mm)	Approx. Pkd. Wt. (lbs.)	Approx. Pkd. Wt. (kg)	Cat. No. Chrome Stationary	Cat. No. Chrome Mobile	Cat. No. Stainless Stationary**	Cat. No. Stainless Mobile
7 1/2	191	1/2	0.3	**7P**	**7UP**		
14 1/2	370	1	0.5	**13P**	**13UP**	**13PS**	**13UPS**
27 1/2	699	1 3/4	0.75	**27P**	**27UP**	**27PS**	**27UPS**
34 1/2	875	2	0.9	**33P**	**33UP**	**33PS**	**33UPS**
54 9/16	1385	3	1.4	**54P**	**54UP**	**54PS**	**54UPS**
62 9/16	1590	3 1/2	1.6	**63P**	**63UP**	**63PS**	**63UPS**
74 5/8	1895	4	1.8	**74P**	**74UP**	**74PS**	**74UPS**
86 5/8	2200	5	2.3	**86P**	**86UP**	**86PS**	**86UPS**
96 5/8	2454	5 1/2	2.5	***96P**			

†**Note:** Special length posts are available, priced at next higher length plus a cutting charge. Post lengths to be specified as cut to a round number, ie: 74P cut to 69" (1753mm) . . . This will result in an overall post height with adjustment of 69 3/8" (1762mm) to 69 7/8" (1775mm).
*Height includes leveling bolt and cap.
****Stainless stationary post includes stainless leveling bolt.**
*****96P should not be used on units less than 24" (610mm) deep. Consult Metro Engineering for alternate recommendations.

SiteSelect™ Posts are grooved at 1" (25mm) increments and numbered at 2" (50mm) increments. Posts are double-grooved every 8" (203mm) for easy identification.

Super Erecta® Solid Shelving — {10.20}

Shelves are priced and sold individually. For standard packaging, the number of shelves per box varies by size. 14"/18" (355/457mm) wide solid shelving: less than 60" (1524mm) long (no more than 4 per carton); 60" (1524mm) long (no more than 2 per carton); 21" (530mm) wide solid shelving: less than 42" (1066mm) long (no more than 4 per carton); 42" (1066mm) or longer (no more than 2 per carton); 24" (610mm) wide solid shelving: 24", 30" (610, 760mm) long (no more than 4 per carton); 36" (914mm) or longer (no more than 2 per carton).

Width/Length (in.)	(mm)	Approx. Pkd. Wt. per Shelf (lbs.)	(kg)	GALVANIZED Cat. No. Flat	GALVANIZED Cat. No. Louvered/Embossed	STANDARD STAINLESS STEEL Cat. No. Flat	STANDARD STAINLESS STEEL Cat. No. Louvered/Embossed
14x24	355x610	10	4.5	**1424FG**	**1424LG**	**1424FS**	**1424LS**
14x30	355x760	12	5.4	**1430FG**	**1430LG**	**1430FS**	**1430LS**
14x36	355x914	14	6.4	**1436FG**	**1436LG**	**1436FS**	**1436LS**
14x42	355x1066	15	6.8	**1442FG**	**1442LG**	**1442FS**	**1442LS**
14x48	355x1219	17	7.7	**1448FG**	**1448LG**	**1448FS**	**1448LS**
14x60	355x1524	22	9.9	**1460FG**	**1460LG**	**1460FS**	**1460LS**
18x24	457x610	11	5.0	**1824FG**	**1824LG**	**1824FS**	**1824LS**
18x30	457x760	14	6.4	**1830FG**	**1830LG**	**1830FS**	**1830LS**
18x36	457x914	16	7.3	**1836FG**	**1836LG**	**1836FS**	**1836LS**
18x42	457x1066	18	8.2	**1842FG**	**1842LG**	**1842FS**	**1842LS**
18x48	457x1219	20	9.1	**1848FG**	**1848LG**	**1848FS**	**1848LS**
18x60	457x1524	24	10.9	**1860FG**	**1860LG**	**1860FS**	**1860LS**
18x72	457x1829	29	13.2	**1872FG**	-	**1872FS**	-
21x24	530x610	13	5.9	**2124FG**	**2124LG**	**2124FS**	**2124LS**
21x30	530x760	15	6.8	**2130FG**	**2130LG**	**2130FS**	**2130LS**
21x36	530x914	18	8.2	**2136FG**	**2136LG**	**2136FS**	**2136LS**
21x42	530x1066	21	9.5	**2142FG**	**2142LG**	**2142FS**	**2142LS**
21x48	530x1219	23	10.4	**2148FG**	**2148LG**	**2148FS**	**2148LS**
21x60	530x1524	26	11.8	**2160FG**	**2160LG**	**2160FS**	**2160LS**
24x24	610x610	15	6.8	**2424FG**	**2424LG**	**2424FS**	**2424LS**
24x30	610x760	17	7.7	**2430FG**	**2430LG**	**2430FS**	**2430LS**
24x36	610x914	19	8.6	**2436FG**	**2436LG**	**2436FS**	**2436LS**
24x42	610x1066	21	9.5	**2442FG**	**2442LG**	**2442FS**	**2442LS**
24x48	610x1219	24	10.9	**2448FG**	**2448LG**	**2448FS**	**2448LS**
24x60	610x1524	31	14.0	**2460FG**	**2460LG**	**2460FS**	**2460LS**
24x72	610x1829	33	15.0	**2472FG**	-	**2472FS**	-

Note: Weight Capacity (evenly distributed load): Shelves 48" (1219mm) or less in length can hold up to 800 lbs. (363kg). 60" (1524mm) long shelves can hold up to 600 lbs. (272kg). 72" (1829mm) long shelves can hold up to 300 lbs. (136kg).

Autoclavable/Cart-Washable Solid Stainless Shelving

All-stainless construction will address autoclave and cart washing applications.

Width/Length (in.)	(mm)	Approx. Pkd. Wt. per Shelf (lbs.)	(kg)	Cat. No. Autoclavable Stainless
14x24	355x610	10	4.5	**1424NFS**
14x30	355x760	12	5.4	**1430NFS**
14x36	355x914	14	6.4	**1436NFS**
14x42	355x1066	15	6.8	**1442NFS**
14x48	355x1219	17	7.7	**1448NFS**
14x60	355x1524	22	9.9	**1460NFS**
18x24	457x610	11	5.0	**1824NFS**
18x30	457x760	14	6.4	**1830NFS**
18x36	457x914	16	7.3	**1836NFS**
18x42	457x1066	18	8.2	**1842NFS**
18x48	457x1219	20	9.1	**1848NFS**
18x60	457x1524	24	10.9	**1860NFS**

Width/Length (in.)	(mm)	Approx. Pkd. Wt. per Shelf (lbs.)	(kg)	Cat. No. Autoclavable Stainless
21x24	530x610	13	5.9	**2124NFS**
21x30	530x760	15	6.8	**2130NFS**
21x36	530x914	18	8.2	**2136NFS**
21x42	530x1066	21	9.5	**2142NFS**
21x48	530x1219	23	10.4	**2148NFS**
21x60	530x1524	26	11.8	**2160NFS**
24x24	610x610	15	6.8	**2424NFS**
24x30	610x760	17	7.7	**2430NFS**
24x36	610x914	19	8.6	**2436NFS**
24x42	610x1066	21	9.5	**2442NFS**
24x48	610x1219	24	10.9	**2448NFS**
24x60	610x1524	31	14.0	**2460NFS**

Metro Tip:

Order aluminum split sleeves with stainless G-rings for corrosive, high-temperature autoclave or cart washing applications. (Cat. No. 9986S, one bag required per shelf).

Super Erecta® Counter Units — {10.35}

To create a counter unit, select the following components:
2 each — 14" (355mm) deep upper shelves, listed above
2 each — 24" (610mm) deep lower shelves, listed above
2 each — upper front posts, listed below
2 each — lower front posts, listed below
2 each — 63" (1600mm) or 74" (1880mm) high back posts (page 74).

Special Posts For Counter Units — {10.35}

	Unit Height (in.)	(mm)	Post Height* (in.)	(mm)	Approx. Pkd. Wt. (lbs.)	(kg)	Cat. No. Plated	Cat. No. Stainless
Upper Front Posts	63	1600	28 5/8	727	1 1/2	0.7	**27PF**	**27PFS**
	74	1880	40 5/8	1032	2	0.9	**39PF**	**39PFS**
Lower Front Posts	All Heights		34 1/2	877	2	0.9	**33PM**	**33PMS**

*Height includes leveling bolt and cap.

Counter Unit with galvanized shelves.

4" (101mm) Ledges

Shelf Ledges for Solid Shelves — {10.25}

Sturdy 4" (101mm) ledges contain items on shelves. Spring-clip tabs included for attachment.

Fits Shelf Length (in.)	(mm)	Approx. Pkd. Wt. Per 6 Pieces (lbs.)	(kg)	Cat. No. Plated	Cat. No. Stainless
14	355	7½	3.4	**L14WC**	**L14WS**
18	457	9	4.1	**L18WC**	**L18WS**
21	530	10½	4.7	**L21WC**	**L21WS**
24	610	12	5.4	**L24WC**	**L24WS**
30	760	13½	6.0	**L30WC**	**L30WS**
36	914	16½	7.4	**L36WC**	**L36WS**
42	1066	19½	8.7	**L42WC**	**L42WS**
48	1219	22½	10.1	**L48WC**	**L48WS**
60	1524	30	13.5	**L60WC**	**L60WS**

*Actual ledge length is approximately 1" (25mm) shorter than nominal shelf length/width.
Note: Standard spring-clip tabs are plated steel.

Rods with Tab in place

Rods and Tabs for Solid Shelves — {10.25}

Create a more versatile system by enclosing sides and back of an entire unit. Tabs required to attach rods to a 4-shelf unit are supplied. Additional tabs also available in bags of 6.

Rods

Min. Post Height (in.)	Rod Length (in.)	(mm)	Approx. Pkd. Wt. (lbs.)	(kg)	Cat. No. Plated
54	52	1320	1	0.5	**R52FC**
63	60	1524	1	0.5	**R60FC**
74	72	1830	1¼	0.6	**R72FC**
86	84	2135	1½	0.7	**R84FC**

Note: Standard spring-clip tabs are plated steel.

Additional Tabs
Bag of 6
Cat. No. **9184Z**
Note: Standard tabs are plated steel

For applications requiring a corrosion proof solution, consult your Metro representative.

Shelf Dividers

Shelf Dividers — {10.25}

The easy way to keep shelves orderly. Eight inch (203mm) high dividers attach with spring clips (provided).

Length (in.)	(mm)	Approx. Pkd. Wt. Per 6 Pieces (lbs.)	(kg)	Cat. No. Plated	Cat. No. Stainless
14	355	12	5.4	**DD14FC**	
18	457	13½	6.0	**DD18FC**	**DD18FS**
21	530	15	6.8	**DD21FC**	
24	610	16½	7.4	**DD24FC**	**DD24FS**

Joining Clamp

Solid Shelf Joining Clamp — {10.25}

Save time and money by eliminating adjacent posts and replacing with solid shelf joining clamps. Join units end-to-end, back-to-back or at right angles. Two clamps required per shelf to attach to adjacent units. Zinc. Cat. No. **9998Z**

Note: Shelves with joining clamps can only be attached to shelves supported by two or more posts.

Adjustable Undershelf Slides

Adjustable Undershelf Slides — {10.25}

Create a convenient drawer system by combining a tote box with these slides. Two slides are required, and can be spaced to fit any width container.

Item	Approx. Pkd. Wt. (lbs.)	(kg)	Cat. No. Solid
For 18" (457mm) wide shelf	1	0.4	**US18FA**
For 21" (530mm) wide shelf	1	0.4	**US21FA**
For 24" (610mm) wide shelf	1	0.4	**US24FA**

*For application-specific totes, refer to index.

Erecta Shelf® Shelving

This easy-to-assemble system puts space to work practically anywhere.

- Units go together without tools — shelf grooves simply lock into uprights at 5" (127mm) increments.
- Accessories create a truly versatile system.

Erecta Shelf® Uprights — {10.50}

Width/Length (in.)	(mm)	Approx. Pkd. Wt. (lbs.)	(kg)	Cat. No. Chrome
12x53 1/2	305x1359	7	3.2	**1252C**
12x63 1/2	305x1613	8	3.3	**1262C**
12x73 1/2	305x1867	9	4.1	**1272C**
12x88 1/2	305x2248	11	5.0	**1287C**
18x53 1/2	457x1359	8	3.3	**1852C**
18x63 1/2	457x1613	9	4.1	**1862C**
18x73 1/2	457x1867	11	5.0	**1872C**
18x88 1/2	457x2248	13 1/2	6.2	**1887C**

Packaging: 6 uprights to a carton.

Erecta Shelf® Wire Shelves — {10.50}

Width/Length (in.)	(mm)	Approx. Pkd. Wt. (lbs.)	(kg)	Cat. No. Chrome
12x24	305x610	5	2.2	**1224C**
12x30	305x760	6	2.7	**1230C**
12x36	305x914	7	3.1	**1236C**
12x42	305x1066	8 1/4	3.7	**1242C**
12x48	305x1219	9 1/2	4.2	**1248C**
12x60	305x1524	12	5.4	**1260C**
18x24	457x610	6 1/2	2.9	**1824C**
18x30	457x760	8	3.6	**1830C**
18x36	457x914	10	4.5	**1836C**
18x42	457x1066	11	4.9	**1842C**
18x48	457x1219	12 1/2	5.6	**1848C**
18x60	457x1524	16	7.2	**1860C**

Shelf Dividers — {10.50}

Keep shelves orderly with these snap-in-place, 8" (203mm) high dividers.

Shelf Width (in.)	(mm)	Approx. Pkd. Wt. Per 6 Pieces (lbs.)	(kg)	Cat. No. Plated
12	305	12	5.4	**DD12C**
18	457	13 1/2	6.1	**DD18C**
24	610	16 1/2	7.4	**DD24C**

Shelf Divider

HD Super Solid Stainless Shelving with black powder-coated corners

HD Super® Solid Shelving

Heavy-duty system features 16-gauge solid shelves.

- Large $1^{5}/_{8}$" (41mm) diameter posts and 2" (51mm) shelf adjustability.
- Shelf options include flat or louvered/embossed styles, and galvanized or stainless steel finishes.

HD Super Flat Shelves — {10.65}

Width/Length (in.)	Width/Length (mm)	Approx. Pkd. Wt. (lbs.)	Approx. Pkd. Wt. (kg)	Cat. No. Galvanized	Cat. No. Stainless
18x36	457x914	21	9.5	**1836HFG**	**1836HFS**
18x42	457x1066	23	10.4	**1842HFG**	**1842HFS**
18x48	457x1219	26	11.7	**1848HFG**	**1848HFS**
18x54	457x1370	28	12.7	**1854HFG**	**1854HFS**
18x60	457x1524	31	14.0	**1860HFG**	**1860HFS**
24x36	610x914	25	11.3	**2436HFG**	**2436HFS**
24x42	610x1066	29	13.1	**2442HFG**	**2442HFS**
24x48	610x1219	32	14.4	**2448HFG**	**2448HFS**
24x54	610x1370	35	15.8	**2454HFG**	**2454HFS**
24x60	610x1524	38	17.1	**2460HFG**	**2460HFS**

HD Super® Louvered/Embossed Shelves — {10.65}

Width/Length (in.)	Width/Length (mm)	Approx. Pkd. Wt. (lbs.)	Approx. Pkd. Wt. (kg)	Cat. No. Stainless
18x36	457x914	21	9.5	**1836HLS**
18x42	457x1066	23	10.4	**1842HLS**
18x48	457x1219	26	11.7	**1848HLS**
18x54	457x1370	28	12.7	**1854HLS**
18x60	457x1524	31	14.0	**1860HLS**
24x36	610x914	25	11.3	**2436HLS**
24x42	610x1066	29	13.1	**2442HLS**
24x48	610x1219	32	14.4	**2448HLS**
24x54	610x1370	35	15.8	**2454HLS**
24x60	610x1524	38	17.1	**2460HLS**

Note: The weight capacity of a HD Super Shelf is 1,000 lbs. (457kg) per shelf, evenly distributed across shelf.



HD Super Post

Stainless solid shelving has black powder-coated corners. Galvanized solid shelving has uncoated cast corners.

HD Super® shelves, posts, and casters are not compatible with Super Erecta or Super Adjustable Super Erecta components.

HD Super® Stationary Posts — {10.65}

Height* (in.)	Height* (mm)	Approx. Pkd. Wt. (lbs.)	Approx. Pkd. Wt. (kg)	Cat. No. Chrome	Cat. No. Stainless
56	1421	5.8	2.6	**54HPC**	**54HPS**
64	1624	6.3	2.9	**63HPC**	**63HPS**
76	1929	7.5	3.4	**74HPC**	**74HPS**

*Height includes leveling foot and cap.
Note: Special length posts are available. For more information, contact your Metro representative.
Packaging: 4 posts to a carton.

HD Super Stem Caster Post

HD Super® Stem Caster Posts — {10.65}

Height* (in.)	Height* (mm)	Approx. Pkd. Wt. (lbs.)	Approx. Pkd. Wt. (kg)	Cat. No. Chrome	Cat. No. Stainless
$54^{9}/_{16}$	1386	5.7	2.5	**54UHPC**	**54UHPS**
$62^{9}/_{16}$	1590	6.3	2.8	**63UHPC**	**63UHPS**
$74^{5}/_{8}$	1894	7.5	3.3	**74UHPC**	**74UHPS**

HD Super Stem Caster

HD Super® Stem Casters — {10.65}

Includes donut bumpers with each caster.

Wheel Diameter (in.)	Wheel Diameter (mm)	Face Diameter (in.)	Face Diameter (mm)	Type	Wheel Tread	Approx. Pkd. Wt. (lbs.)	Approx. Pkd. Wt. (kg)	Cat. No.
5	127	$1^{1}/_{2}$	38.1	Swivel	Polyurethane	$3^{1}/_{2}$	1.5	**5HHP**
5	127	$1^{1}/_{2}$	38.1	Brake	Polyurethane	$3^{3}/_{4}$	1.5	**5HHPB**

Load rating per caster: 400 lbs. (182kg).

HD Super® Dunnage Shelves — {10.67}

Static load capacity (uniformly distributed)

- 48" (1219mm) shelf: 3,000 lbs. (1361kg).
- 60" (1524mm) shelf: 2,400 lbs. (1089kg).
- For use on H.D. 1⅝" (41mm) posts only.
- Removable wire deck.

HD Super Dunnage Shelf

Width/Length (in.)	(mm)	Approx. Pkd. Wt. (lbs.)	(kg)	Cat. No. Chrome	Cat. No. Metroseal 3 with Microban®	Cat. No. Stainless
18x48	457x1219	35	15.7	**1848HDRC**	**1848HDRK3**	**1848HDRS**
18x60	457x1524	43	19.3	**1860HDRC**	**1860HDRK3**	**1860HDRS**
24x48	610x1219	38	17.1	**2448HDRC**	**2448HDRK3**	**2448HDRS**
24x60	610x1524	47	21.1	**2460HDRC**	**2460HDRK3**	**2460HDRS**

Important: In stationary shelving, stability decreases as the ratio of height to width increases and when heavier loads are placed on upper shelves. Keep units as wide and low as possible, using the dunnage shelf as the bottom shelf. If two dunnage shelves are being used, both should be placed within the lower half of the unit.

Note: Not compatible with Super Erecta or Super Adjustable Super Erecta components.

HD Super® Cantilever Shelf — {10.67}

HD Super™ Cantilever Shelf

Width/Length (in.)	(mm)	Approx. Pkd. Wt. (lbs.)	(kg)	Cat. No. Chrome	Cat. No. Stainless
12x54	304x1372	11.8	5.3	**1254CHC**	**1254CHS**
12x60	304x1524	12.7	5.7	**1260CHC**	**1260CHS**

HD Super® Replacement Parts — {10.65}

Replacement HD Super™ Aluminum Split Sleeves with Zinc Ring
4 pair per bag
Cat. No. **9986HZ**

Replacement HD Super™ Aluminum Split Sleeve

Replacement HD Super® Plastic Split Sleeves

4 pair per bag
Plastic — Cat. No. **9985H**

Replacement HD Super™ Plastic Split Sleeve

Post Clamps

Cat. No. **9994HZ**

Post Clamp

Replacement 5½" (140mm) Donut Bumpers

Cat. No. **9992H**
Above fit 1⅝" (41mm) posts only.

Replacement 5½" (140mm) Donut Bumper

3½" (89mm) Foot Plates

Cat. No. **9993HS**

3½" (89mm) Foot Plate

Wall Mounting Brackets

(not shown)
Cat. No. **9984HZ**

Indicates antimicrobial product.

Every process optimized. Every item within reach.

SmartWall®
SmartLever™
SmartStation™
HD Super®

WALL SHELVING, WORKSTATIONS & WORKTABLES

SmartWall Grid & Wall Shelving.....82-90
PrepMate MultiStations.....91-92
SmartLever Multifunctional Workstations.....93-95
SmartStation Productivity Workstations.....96-97
Stainless Steel Worktables & Accessories.....98-101
Heavy-Duty Work Tables & Accessories..... 102-104

Wall-to-wall efficiency.

A unique storage and workstation system for often underutilized wall space.

Wall-mounted tracks are the foundation for attaching . . .

- Productivity stations with grids, accessories, and storage shelves
- Wall Shelving using uprights and Metro shelves
- Customizable storage space using combinations of shelving, grids, and specialized accessories

SmartWall will keep these areas cleaner and more organized.

- Prep areas
- Janitorial supply
- Above carts that are in a staging area or a storage room
- Above sinks, work tables, casework, equipment, or bulk floor storage

Flexible, Robust Design: Wall tracks and uprights are designed to interface with wood studs, plywood, concrete, and other suitable wall structures.

Easy to Adapt: Uprights and grid brackets can be easily repositioned along the track before being fastened to the wall. Shelves and accessories are easy to add and remove.

Easy to Install: Once the tracks are installed level, shelving and task stations can be quickly configured.

Easy to Clean: Shelves, shelf supports, and grids can easily be removed for thorough cleaning of walls. Wall tracks and uprights can easily be wiped clean.

Durable Finishes: Super Erecta Brite for dry environments; Metroseal 3 epoxy for wet or damp environments with built-in Microban® antimicrobial product protection to inhibit the growth of bacteria, mold, mildew, and fungus that cause odors and product degradation.

Configuring Basic Wall Shelving

General Guidelines

Selecting Wall Tracks.

Wall track or combination of tracks must be at least 2" (51mm) longer than the desired span of shelves. 1" (25mm) on each end of the span of tracks is reserved for hardware that acts as a stop. *(Example: If 152" (3860mm) of wall track could be mounted, then the length of a shelf tier cannot exceed 150" (3810mm).*

Uprights.

15" (381mm) uprights: 1 shelf tier maximum
30" (762mm) uprights: 3 shelf tiers maximum
45" (1143mm) uprights: 4 shelf tiers maximum

Shelves.

When configuring side-by-side shelving units, the adjacent shelves on the same tier must have the same depth. Minimum space between shelf tiers is 9" (229mm).

Note: When using MetroMax i shelves with SmartWall G3 shelf supports, order one adapter kit per shelf (Cat. No. M9997-4).

Shelf Supports.

Order to match up with the depth of the shelf.

Ordering Guide

Single Shelving Unit

1. Select a wall track or tracks.
2. Select two uprights.
3. Select from Super Erecta wire or solid shelves, Super Erecta Pro, MetroMax Q, or MetroMax i shelves.
4. Select single shelf supports (2 per shelf)

To order the unit pictured:

Qty.	Cat. No.	
1	SW40BR	Wall Track
2	SWU45BR	Upright
1	2436BR	Wire Shelf
2	SWS24BR	Single Shelf Support
2	1836BR	Wire Shelf
4	SWS18BR	Single Shelf Support

Side-by-Side Shelving Unit

To order the unit pictured:

Qty.	Cat. No.	
1	SW56K3	Wall Track
1	SW40K3	Wall Track
4	SWU30K3	Upright
6	1830NK3	Wire Shelf
4	SWS18K3	Single Shelf Support
4	SWD18K3	Double Shelf Support

Single shelf supports are used on the ends of the wall shelf unit. Double (or Intermediate) shelf supports are used to join adjacent units.

S Single Shelf Support

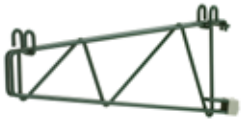

D Double (Intermediate) Shelf Support

Configuring Basic Task Stations

General Guidelines

Selecting Wall Tracks

Wall track or combination of tracks must be at least 2" (51mm) longer than the desired span of shelves. 1" (25mm) on each end of the span of tracks is reserved for hardware that acts as a stop. *(Example: If 152" (3860mm) of wall track could be mounted, then the length of a shelf tier cannot exceed 150" (3810mm).*

Grids

Grids may attach directly to the uprights. Grids may not overhang the uprights by more than 6" (152mm). When uprights are not used, select the appropriate grid bracket kit based on the configuration.

Uprights and Shelf Supports

Enable standard Super Erecta, Super Erecta Pro, MetroMax Q, and MetroMax i shelves to be used as part of the task station.

Combinations of Grids and Shelves

Grids can be mounted directly behind shelves, but shelf supports and grids cannot occupy the same slots on the upright. Once the grid has been mounted to the upright, the shelf support can be mounted to its own slots and can be adjusted on 3" (76mm) increments within the grid space.

Consists of:

Qty.	Cat. No.	
1	SW40K3	Wall Track
2	SWU30K3	Upright
1	1836NK3	Wire Shelf
2	SWS18K3	Single Shelf Support
1	WG1836K3	Wire Grid
1	SWA1	Accessory Pack

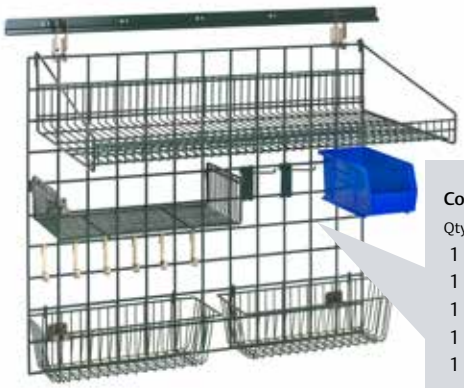

Consists of:

Qty.	Cat. No.	
1	SW40K3	Wall Track
1	WG3036K3	Wire Grid
1	SWGB1	Grid Bracket Kit
1	GS1836K3	Grid Shelf
1	SWA2	Accessory Pack

Ordering Guide

Medium-Duty Task Station —
up to 400 lbs. (181kg) unit capacity

1. Select wall track or tracks.
2. Select uprights. (two per task station)
3. Select shelves and single shelf supports. (two supports per shelf)
4. Select grid and accessories.

Notes:
- Most often shelves and grids of the same length are used together.
- Maximum unit capacity when mounted to wood studs or plywood is 400 lbs. (181kg).

Note: Refer to catalog sheet 10.42 for weight capacities in other types of wall construction.

Standard-Duty Task Station —
up to 250 lbs. (113kg) unit capacity

1. Select wall track or tracks.
2. Select grid or multiple grids.
3. Select SWGB1 grid bracket kit. (one per grid)
4. Select accessories including bulk grid shelves (pictured).

Notes:
- Maximum unit capacity when mounted to wood studs or plywood is 250 lbs. (113kg).

Note: Refer to catalog sheet 10.42 for weight capacities in other types of wall construction.
- Grids may be mounted to the wall without wall tracks using SWGB2 or WGBRKT grid bracket kits.

Easy Order Kits

Medium-Duty Task Station — {10.42b}

Cat. No. SWK36-1

- Bulk overhead storage space with a 1836NK3 wire shelf
- 18" x 36" (457 x 914mm) grid space
- 40" (1016mm) track
- Overall dimensions: Length x Height
  40" x 31 1/4" (1016 x 793mm)

Consists of:

Qty.	Cat. No.	
1	SW40K3	Wall Track
2	SWU30K3	Upright
2	SWS18K3	Single Shelf Support
1	1836NK3	Shelf
1	WG1836K3	Wire Grid

Standard-Duty Task Station — {10.42b}

Cat. No. SWK36-2

- Standard duty 50 lb. capacity overhead shelf
- 40" (1016mm) track and 30" x 36" (762 x 914mm) grid space
- Overall dimensions: Length x Height
  40" x 39 11/16" (1016 x 1008mm)

Consists of:

Qty.	Cat. No.	
1	SW40K3	Wall Track
1	SWGB1	Grid Bracket Kit
1	WG3036K3	Grid
1	GS1836K3	Grid Shelf

Accessory Pack Sink — {10.42b}

Cat. No. SWA1

- Packaged in one carton
- To fit minimum 18" x 36" (457 x 914mm) grid space
- Grids not included

Consists of:

Qty.	Cat. No.	
1	H210K3	Wire Basket
1	IWA-11K3	Lid Holder
1	FCH	Utensil Cylinder
1	FC1	Cylinder Holder
2	PGHK6K3	Prong Hook
6	HK23C	Standard Hook

Wire Grid and Grid Brackets Not Included.

Accessory Pack Prep — {10.42b}

Cat. No. SWA2

- Packaged in one carton
- To fit minimum 18" x 36" (457 x 914mm) grid space
- Grids not included

Consists of:

Qty.	Cat. No.	
1	PBA-GSDK3	Small Shelf
2	H210K3	Wire Basket
1	DD3722A	Bin Holder
1	MB30230CLSH	Small Bin
2	PGHK6K3	Prong Hook
6	HK23C	Standard Hook

Wire Grid and Grid Brackets Not Included.

Complete Smartwall Sink Kit

Cat. No. SWK36-1A1-SR

- Packaged in one carton
- Includes as shown.
  Contents of SWK36-1, SWA1

Complete Smartwall Prep Kit

Cat. No. SWK36-1A2-SR

- Packaged in one carton
- Includes as shown.
  Contents of SWK36-1, SWA2

SmartWall Components — {10.42}

Wall Track

Wall Tracks (minimum one per system)

- Joiner plates and stop fastener hardware included. Does not include hardware to mount wall tracks to the wall.
- Replacement joiner plate (1) and stop fastener hardware (2 sets): Cat. No. RPTRK-HDWE

Actual Length (in.)	(mm)	Actual Depth (in.)	(mm)	Actual Width (in.)	(mm)	Approx. Pkd. Wt. (lbs.)	(kg)	Cat. No. Super Erecta Brite	Cat. No. Metroseal 3
40	1016	3/4	19	1 9/16	40	5.0	2.2	SW40BR	SW40K3
56	1423	3/4	19	1 9/16	40	6.0	2.6	SW56BR	SW56K3
72	1829	3/4	19	1 9/16	40	7.0	3.1	SW72BR	SW72K3

***Note:** Tracks can be cut to length, but Metro does not provide this service. Touch-up paint for Metroseal 3 tracks is available.

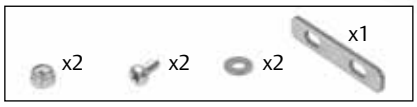

Hardware



Uprights (For medium-duty applications, minimum two per system. Sold by the piece)

- Built-in slots allow shelf supports and grids to attach without tools or hardware.
- 1 1/2" (38mm) slot spacing allows shelves and grids to be adjusted on 1 1/2" (38mm) increments

Actual Length (in.)	(mm)	Actual Width (in.)	(mm)	Actual Depth (in.)	(mm)	Number of Slots	Approx. Pkd. Wt. (lbs.)	(kg)	Cat. No. Super Erecta Brite	Cat. No. Metroseal 3
16	406	1 1/8	29	1 7/8	48	7	1.8	0.8	SWU15BR	SWU15K3
31	787	1 1/8	29	1 7/8	48	17	3.5	1.5	SWU30BR	SWU30K3
44 1/2	1130	1 1/8	29	1 7/8	48	26	5.3	2.3	SWU45BR	SWU45K3

Shelf Supports (Sold by the piece)

- Mount directly to slotted uprights. Suitable for use with Super Erecta, MetroMax Q, and MetroMax i shelves.
- Single shelf supports are used on each end of a single unit or side-by-side unit.
- Double (intermediate) shelf supports are used when configuring side-by-side wall shelving units.

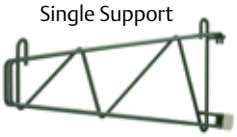
Single Support

Single Shelf Supports

Fits shelf depth	Actual Length (in.)	(mm)	Actual Width (in.)	(mm)	Actual Height (in.)	(mm)	Approx. Pkd. Wt. (lbs.)	(kg)	Cat. No. Super Erecta Brite	Cat. No. Metroseal 3
14" (355mm)	16 9/16	421	1 1/2	38	8 3/16	208	2.5	1.1	SWS14BR	SWS14K3
18" (457mm)	20 9/16	522	1 1/2	38	8 3/16	208	3.0	1.3	SWS18BR	SWS18K3
21" (530mm)	23 9/16	598	1 1/2	38	8 3/16	208	3.5	1.5	SWS21BR	SWS21K3
24" (610mm)	26 9/16	675	1 1/2	38	8 3/16	208	3.5	1.5	SWS24BR	SWS24K3

***Note:** Replacement plastic sleeve for shelf support. Cat. No. RP-SPSLV.
Note: When using **MetroMax i** shelves with shelf supports, please order 1 adapter kit per shelf. Cat. No. **M9997-4**

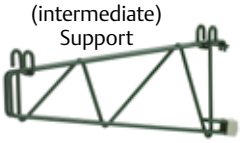
Double (intermediate) Support

Double (Intermediate) Shelf Supports

Fits shelf depth	Actual Length (in.)	(mm)	Actual Width (in.)	(mm)	Actual Height (in.)	(mm)	Approx. Pkd. Wt. (lbs.)	(kg)	Cat. No. Super Erecta Brite	Cat. No. Metroseal 3
14" (355mm)	16 9/16	421	1 1/2	38	8 3/16	208	2.5	1.1	SWD14BR	SWD14K3
18" (457mm)	20 9/16	522	1 1/2	38	8 3/16	208	3.0	1.3	SWD18BR	SWD18K3
21" (530mm)	23 9/16	598	1 1/2	38	8 3/16	208	3.5	1.5	SWD21BR	SWD21K3
24" (610mm)	26 9/16	675	1 1/2	38	8 3/16	208	3.5	1.5	SWD24BR	SWD24K3

***Note:** Replacement plastic sleeve for shelf support. Cat. No. RP-SPSLV.
Note: When using **MetroMax i** shelves with shelf supports, please order 1 adapter kit per shelf. Cat. No. **M9997-4**



Grid Mounting Brackets (for standard-duty applications without uprights)

- Use to connect the grid to the wall when uprights are not used. One kit required per grid.

Description	Approx. Pkd. Wt. (lbs.)	(kg)	Cat. No.
Bracket kit to connect grid to wall track; includes (2) top and (4) bottom (stainless steel)	2.0	0.9	SWGB1
Direct wall mount bracket kit; consists of (6) bottom brackets (stainless steel)	2.0	0.9	SWGB2
Direct wall mount bracket kit; consists of (6) black plastic brackets	2.0	0.9	WGBRKT


Grid: 18" x 36" (457 x 914mm)

Wire Grids

- Brackets to mount the grid to the wall track or the wall are not included and can attach directly to uprights without brackets or tools.
- Grid openings measure approximately 3" x 3" (76 x 76mm)

Width x Length (in.)	(mm)	Approx. Pkd. Wt. (lbs.)	(kg)	Cat. No. Plated	Cat. No. Metroseal 3
18x30	457x760	7.5	3.3	—	WG1830K3
18x36	457x914	9.0	4.1	WG1836BR	WG1836K3
18x48	457x1219	12.0	5.4	WG1848BR	WG1848K3
18x60	457x1524	14.0	6.4	WG1860BR	WG1860K3
24x36	610x914	12.0	5.4	—	WG2436K3
24x48	610x1219	15.5	7.0	—	WG2448K3
30x36	760x914	12.8	5.8	—	WG3036K3
30x48	760x1219	16.5	7.5	—	WG3048K3
33x54	838x1370	21.0	9.5	PBA-GPC	—

***Note:** Can be retrofitted to original MetroMax and MetroMax Q shelving.



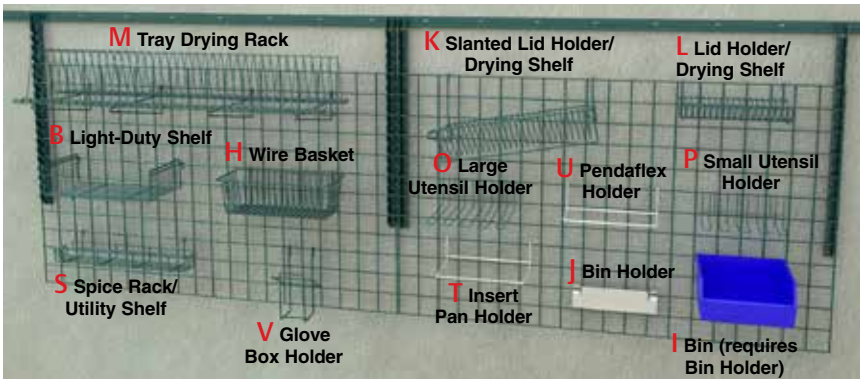

Accessories for Grids — {10.42}

Shelves for Grids		Width/Length/Height (in.)	Width/Length/Height (mm)	Approx. Pkd. Wt. (lbs.)	Approx. Pkd. Wt. (kg)	Cat. No. Plated	Cat. No. Metroseal 3
A	14"x36" (356x914mm) Shelf w/Retaining Edge	15 3/8x35 1/4x7 3/4	391x895x197	12	4.5	—	GS1436K3
A	14"x48" (356x1219mm) Shelf w/Retaining Edge	15 3/8x47 1/4x7 3/4	391x1200x197	16	6.0	—	GS1448K3
A	18"x30" (457x762mm) Shelf w/Retaining Edge	19 3/8x29 1/4x7 3/4	492x743x197	15	5.6	—	GS1830K3
A	18"x36" (457x914mm) Shelf w/Retaining Edge	19 3/8x35 1/4x7 3/4	492x895x197	18	6.7	—	GS1836K3
A	18"x48" (457x1219mm) Shelf w/Retaining Edge	19 3/8x47 1/4x7 3/4	492x1200x197	24	9.0	—	GS1848K3
B	Light-Duty Shelf with Side Ledges	9 W.x18 1/2 L.	228 W.x470 L.	4	1.8	PBA-GSD	PBA-GSDK3
C	Flat Grid Shelf — 24" (610mm)	12 11/16x24x4	322x610x102	7	2.6	—	FGS1224K3

Hooks		Width/Length/Height (in.)	Width/Length/Height (mm)	Approx. Pkd. Wt. (lbs.)	Approx. Pkd. Wt. (kg)	Cat. No. Chrome	Cat. No. Metroseal
D	Small Hook	1 1/4x3 1/2	32x89			HK23C	—
E	Large Hook	2x3 1/2	50x89			HK25C	—
F	Double Large Hook	2x3 1/2	50x89			HK26C	—
G	6" (152mm) Pronged Hook	1 1/4x7 5/8x5 5/8	32x194x92	.3	0.1	—	PGHK6K3

Baskets		Width/Length/Height (in.)	Width/Length/Height (mm)	Approx. Pkd. Wt. (lbs.)	Approx. Pkd. Wt. (kg)	Cat. No. Chrome	Cat. No. Metroseal 3
H	Small Basket	13 3/8x5x7	345x127x180	8.5	4	H209C	H209K3
H	5" (127mm) Deep Large Basket	17 3/8x7 1/2x5	440x190x127	7	3	H210C	H210K3
H	10" (254mm) Deep Large Basket	17 3/8x7 1/2x10	440x190x255	11	5	H212C	H212K3

Bins and Holders		Width/Length/Height (in.)	Width/Length/Height (mm)	Approx. Pkd. Wt. (lbs.)	Approx. Pkd. Wt. (kg)	Cat. No.
I	Clear Bin Packed 12/Ctn.	10 7/8x5 1/2x5	279x140x127	1	0.45	MB30230CLSH
I	Clear Bin Packed 6/Ctn.	10 7/8x11x5	279x280x127	1.5	0.68	MB30235CLSH
I	Clear Bin Packed 12/Ctn.	14 3/4x8 1/4x7	375x210x180	2	0.91	MB30240CLSH
J	Single Bin Holder	3x1/2 (LxH)	76x13 (LxH)	0.5	0.23	DD3722A
J	Small Bin Holder	11x3 (LxH)	280x76 (LxH)	1	.45	PBA-1BH
J	Large Bin Holder	22x3	559x76 (LxH)	2	.91	PBA-2BH

Drying Rack Accessories		Width/Length/Height (in.)	Width/Length/Height (mm)	Pkd. Wt. (lbs.)	Pkd. Wt. (kg)	Cat. No. Plated	Cat. No. Metroseal 3
K	Slanted Lid Holder/Drying Shelf	14 1/8x20 3/4x12 1/8	359x527x307	5.0	2.3	—	IWA-S11K3
L	Lid Holder/Drying Shelf	8 1/4x13 1/2x4 1/2	210x343x114	2	0.9	—	IWA-11K3
M	Tray Drying Rack	14 9/16x46 1/4x10 3/16	371x1175x259	12.0	5.4	—	TDR48K3
N	6-Prong Bottle Holder	14 7/8x5 1/8x11	378x130x279	2.3	0.8	—	BH6K3

Utensil Holders		Width/Length/Height (in.)	Width/Length/Height (mm)	Approx. Pkd. Wt. (lbs.)	Approx. Pkd. Wt. (kg)	Cat. No. Plated	Cat. No. Metroseal 3
O	Large Utensil Holder	10 1/2x10 3/8x4	267x264x102	4	1.8	—	IWA-12K3
P	Small Utensil Holder	4 3/8x10 3/8x4	111x264x102	4	1.8	—	IWA-14K3
Q	Flatware/Instrument Cylinder	4 5/16x4 5/16x5 1/2	109x109x140	0.3	0.1	—	FC1
R	Cylinder Holder	2 5/8x5 7/8x5 3/4	67x149x146	1.0	0.5	—	FCH

Miscellaneous Accessories		Width/Length/Height (in.)	Width/Length/Height (mm)	Approx. Pkd. Wt. (lbs.)	Approx. Pkd. Wt. (kg)	Cat. No. Plated	Cat. No. Metroseal 3
S	Spice Rack/Utility Shelf	5 1/4x22 1/2x4	133x571x102	3.5	1.6	SR24BR	SR24K3
T	Insert Pan Holder	7 1/2x12 1/2x4	190x317x102	2.3	1.0	STP3BR	—
U	Hanging File Holder	6 1/4 W.x12 1/2 L.	159 W.x317 L.	3	1.4	PBA-PFH	—
V	Glove Box Holder (Vertical)	6 3/8 W.x10 1/2 H.	162 W.x267H.	2	0.9	—	GBHVK3
		Inside Dimensions 5 7/8" W.x3 7/16" D. [267mm W.x87mm D.]					
W	Sticker Roll Holder	Overall Dimensions (Width/Length/Height): 5" x 18 1/2" x 3 3/4" (127 x 470 x 95mm)					SRD18K3
		Note: Tube dimension for holding rolls: 14 3/4" (375mm). Fits up to 6 1/4" (159mm) diameter roll.					

Wall Mounts

An ideal method for storing items overhead or above work surfaces.

- Brackets accommodate all Super Erecta® sizes and types of shelves.
- Use double supports to mount adjacent shelves, single supports at ends.
- Metal caps to cover openings are provided.
- Available in chrome, Metroseal 3 or stainless steel.

Post-Type Wall Mount Installation
*Shelf supports are chrome-plated.

Post-Type Wall Mounts — {10.40}

Standard Units

Post-type wall mounts are available in pre-packaged "End Units" and "Mid Units"; complete with all needed components except shelves, wall bolts or screws, which must be selected according to type of wall.

A "End Unit" consists of two posts with wall mounting brackets, and two single shelf supports for each shelf level.

B "Mid Unit" consists of one post with brackets and double support for each shelf.

Note: If shelving is to be the length of one shelf, order End Unit only.

If two-shelf lengths, order one End Unit and one Mid Unit; three lengths, one End and two Mid Units; four lengths, one End and three Mid Units; etc.

Post-Type Wall Mounts

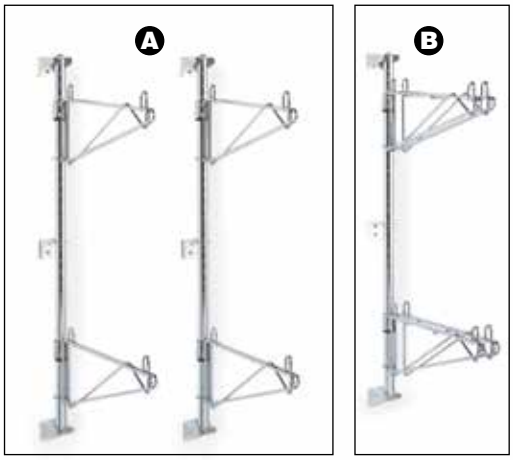

End Unit | Mid Unit

For 14" (355mm) Shelf Width

Shelf Levels	Approx. Pkd. Wt. (lbs.)	(kg)	Cat. No. End Unit	Approx. Pkd. Wt. (lbs.)	(kg)	Cat. No. Mid Unit
1	7	3.2	**SW21C**	5	2.3	**AW21C**
2	14	6.4	**SW23C**	9	4.1	**AW23C**
3	22	10	**SW25C**	14	6.4	**AW25C**
4	28	12.7	**SW26C**	18	8.2	**AW26C**

For 18" (457mm) Shelf Width

Shelf Levels	Approx. Pkd. Wt. (lbs.)	(kg)	Cat. No. End Unit	Approx. Pkd. Wt. (lbs.)	(kg)	Cat. No. Mid Unit
1	7	3.2	**SW31C**	5	2.3	**AW31C**
2	14	6.4	**SW33C**	11	5	**AW33C**
3	22	10	**SW35C**	17	8	**AW35C**
4	28	12.7	**SW36C**	21	9.5	**AW36C**

For 21" (530mm) Shelf Width

Shelf Levels	Approx. Pkd. Wt. (lbs.)	(kg)	Cat. No. End Unit	Approx. Pkd. Wt. (lbs.)	(kg)	Cat. No. Mid Unit
1	8	3.6	**SW41C**	6	2.7	**AW41C**
2	16	7.3	**SW43C**	12	5.5	**AW43C**
3	25	11.3	**SW45C**	18	8.2	**AW45C**
4	32	14.4	**SW46C**	23	10.4	**AW46C**

For 24" (610mm) Shelf Width

Shelf Levels	Approx. Pkd. Wt. (lbs.)	(kg)	Cat. No. End Unit	Approx. Pkd. Wt. (lbs.)	(kg)	Cat. No. Mid Unit
1	9	4.1	**SW51C**	6	2.7	**AW51C**
2	18	8.2	**SW53C**	12	5.5	**AW53C**
3	28	12.7	**SW55C**	19	9	**AW55C**
4	36	16	**SW56C**	24	10.9	**AW56C**

***Note:** User should determine that wall material and method of mounting are suitable to support the shelves and their contents. Mounting hardware not included.

Maximum Load Rating: 250 lbs. (113kg) per shelf, not to exceed 250 lbs. (113kg) per unit.

Metro Tip:

Have you looked at your walls lately? Unused wall space provides the perfect opportunity for a significant increase in storage capacity. Metro offers a complete line of wall shelving systems to maximize storage density.

See page 42 for Super Erecta shelves.

Posts and Brackets — {10.40}

Two end brackets (BES) are supplied with each of these double-footed posts. One intermediate bracket (BCS) is supplied with 33PDF posts and two are supplied with 54PDF and 63PDF posts. Order desired number/style of shelf supports below.

Post Height (in.)	Post Height (mm)	Description	Approx. Pkd. Wt. (lbs.)	Approx. Pkd. Wt. (kg)	Cat. No. Chrome	✓ Cat. No. Metroseal 3 with Microban®	Cat. No. Stainless
13 7/8	350	Post for 1 tier	1 1/4	0.6	**13PDF**	**13PDFK3**	**13PDFS**
33 5/8	854	Post for 2 tiers	2 3/4	1.2	**33PDF**	**33PDFK3**	**33PDFS**
54	1370	Post for 3 or more tiers	5	2.3	**54PDF**	**54PDFK3**	**54PDFS**
62	1573	Post for 4 or more tiers	6	2.7	**63PDF**	**63PDFK3**	**63PDFS**
		End Bracket	1/2	0.2	**BES**	**BESK3**	**SBES**
		Intermediate Bracket	1/2	0.2	**BCS**	**BCSK3**	**SBCS**

Note: User should determine that wall material and method of mounting are suitable to support the shelves and their contents. Mounting hardware not included. Order shelves from page 42.

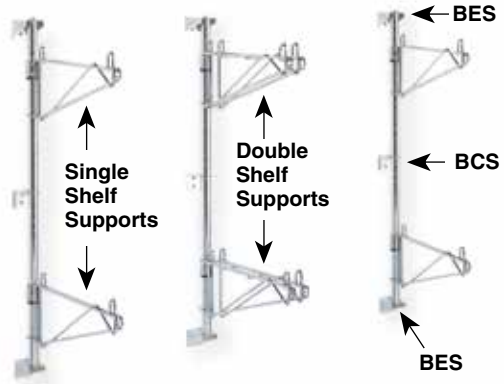

Typical configuration using two end units and one mid unit

Maximum Load Rating: 250 lbs. (113kg) per shelf, not to exceed 250 lbs. (113kg) per unit.

See page 42 for Super Erecta shelves.

Corner Adapters for MetroMax i shelving

Use when joining MetroMax i shelves with wire shelf supports. Box of 4. Use one box per shelf. Cat. No. **M9997-4**

Corner Adapters for MetroMax 4 shelving

Use when joining MetroMax 4 shelves with wire shelf supports. Box of 4. Use one box per shelf. Cat. No. **MAX4-9997-4**

Metro Tip:

MetroMax Q, MetroMax 4, and MetroMax i shelves can be used with Super Erecta Post Mounting Shelf Supports and Direct Wall Mounts.

Shelf Supports — Post Mounting — {10.40}

Single — Two required per shelf (one at each end.)

Shelf Width (in.)	Shelf Width (mm)	Approx. Pkd. Wt. (lbs.)	Approx. Pkd. Wt. (kg)	Cat. No. Chrome	✓ Cat. No. Metroseal 3 with Microban®	Cat. No. Stainless
14	355	2	0.9	**1WS14C**	**1WS14K3**	**1WS14S**
18	457	2	0.9	**1WS18C**	**1WS18K3**	**1WS18S**
21	530	2 1/2	1.1	**1WS21C**		**1WS21S**
24	610	3	1.4	**1WS24C**	**1WS24K3**	**1WS24S**

Double — For run of multiple shelves.

Shelf Width (in.)	Shelf Width (mm)	Approx. Pkd. Wt. (lbs.)	Approx. Pkd. Wt. (kg)	Cat. No. Chrome	✓ Cat. No. Metroseal 3 with Microban®	Cat. No. Stainless
14	355	3	1.4	**2WS14C**	**2WS14K3**	**2WS14S**
18	457	3 3/4	1.7	**2WS18C**	**2WS18K3**	**2WS18S**
21	530	4 1/4	1.9	**2WS21C**		**2WS21S**
24	610	4 1/2	2.0	**2WS24C**	**2WS24K3**	**2WS24S**

Order shelves from page 42.

Direct Wall Mounts — {10.40}

Each consists of one shelf support and mounting plate, with two shelf collar caps. Use single support at shelf ends; double support for adjoining shelves.

Single — Two required per shelf.

Shelf Width (in.)	Shelf Width (mm)	Approx. Pkd. Wt. (lbs.)	Approx. Pkd. Wt. (kg)	Cat. No. Chrome	✓ Cat. No. Metroseal 3 with Microban®	Cat. No. Stainless
14	355	1 1/2	0.7	**1WD14C**	**1WD14K3**	**1WD14S**
18	457	2	0.9	**1WD18C**	**1WD18K3**	**1WD18S**
21	530	2	0.9	**1WD21C**	**1WD21K3**	**1WD21S**
24	610	2 1/4	1.0	**1WD24C**	**1WD24K3**	**1WD24S**

Double

Shelf Width (in.)	Shelf Width (mm)	Approx. Pkd. Wt. (lbs.)	Approx. Pkd. Wt. (kg)	Cat. No. Chrome	✓ Cat. No. Metroseal 3 with Microban®	Cat. No. Stainless
14	355	3	1.4	**2WD14C**	**2WD14K3**	**2WD14S**
18	457	3	1.4	**2WD18C**	**2WD18K3**	**2WD18S**
21	530	4	1.8	**2WD21C**	**2WD21K3**	**2WD21S**
24	610	4 1/2	2.0	**2WD24C**	**2WD24K3**	**2WD24S**

Note: User should determine that wall material and method of mounting are suitable to support the shelves and their contents.

Single Shelf Support

Double Shelf Support

Hole Plugs — {10.06}

This chrome-plated cover is used to fill shelf-corner openings. Use wherever posts have been eliminated by "S" hooks.

Cat. No. **9997C**

✓ Indicates antimicrobial product.

NSF Note: Wall shelving is NSF listed.

Wall Mount Brackets shown with MetroMax i Open Frame and Drop-In Basket.

Direct Wall Mount Shelving — {9.20}

Use standard Super Erecta stainless steel direct wall mount shelf supports with MetroMax shelves or open frames with wire drop in baskets. Order one MetroMax corner adapter kit with each shelf or shelf frame. Shelf supports are sold individually.

Single — Use at shelf ends; two are required for a stand-alone shelf.

Shelf Width (in.)	(mm)	Approx. Pkd. Wt. (lbs.)	(kg)	Cat. No. Stainless Steel
18	457	2	0.9	**1WD18S**
24	610	2 1/4	1.0	**1WD24S**

Double — When constructing a run of shelves, use double shelf supports to join adjacent shelves.

Shelf Width (in.)	(mm)	Approx. Pkd. Wt. (lbs.)	(kg)	Cat. No. Stainless Steel
18	457	3	1.4	**2WD18S**
24	610	4 1/4	2.0	**2WD24S**

For MetroMax i Open Frame and Drop-In Basket, see page 27.

Corner Adapters for MetroMax i shelving

Use when joining MetroMax i shelves with wire shelf supports. Box of 4. Use one box per shelf.
Cat. No. **M9997-4**

Corner Adapters for MetroMax 4 shelving

Use when joining MetroMax 4 shelves with wire shelf supports. Box of 4. Use one box per shelf.
Cat. No. **MAX4-9997-4**

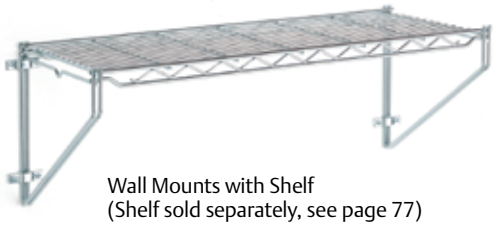

Wall Mounts with Shelf
(Shelf sold separately, see page 77)

Erecta Shelf® Wall Mounts — {10.56}

Used to create wall-mounted shelving units with 12" (305mm) or 18" (457mm) Erecta shelves of any length.

- Models are available to accommodate from one to five shelves. (Each mount consists of two shelf supports and mounting brackets.)
- Wall bolts or screws not included; they must be selected according to type of wall.
- Order shelves from page 77.

Width (in.)	(mm)	Height (in.)	(mm)	Capacity	Approx. Pkd. Wt. (Pr.) (lbs.)	(kg)	Cat. No. Chrome
12	305	10 3/4	273	1 Shelf	2 1/2	1.1	**12WB1C**
12	305	20 13/16	528	1 to 3 Shelves	5	2.3	**12WB3C**
12	305	30 13/16	782	1 to 5 Shelves	7 1/4	3.2	**12WB5C**
18	457	11 3/4	298	1 Shelf	3	1.4	**18WB1C**
18	457	21 5/8	548	1 to 3 Shelves	6	2.7	**18WB3C**
18	457	31 5/8	807	1 to 5 Shelves	8 1/2	3.8	**18WB5C**

For additional mounting brackets (single) order Cat. No. **9975C**

Double mounting brackets are also available for use where continuous wall shelving is to be installed. Cat. No. **9976C**

Load Rating: 200 lbs. (91kg) per shelf, not to exceed 200 lbs. (91kg) per unit.

Units must be secured to sufficient wall support structure.

12WS12C
Erecta Shelf® Wall Kit

Erecta Shelf® Wall Kit — {10.56}

Kit includes two shelves, shelf supports, and mounting brackets. Wall bolts and screws not included; they must be selected according to type of wall. Chrome.

Shelf Length (in.)	(mm)	Overall Length (in.)	(mm)	Shelf Width (in.)	(mm)	Overall Width (in.)	(mm)	Overall Height (in.)	(mm)	Approx. Pkd. Wt. (lbs.)	(kg)	Cat. No.
24	610	26 1/4	673	12	305	13	330	21	530	18 1/2	8.3	**12WS12C**
36	914	38 1/4	971	12	305	13	330	21	530	25 1/4	11.3	**12WS32C**
48	1219	50 1/4	1283	12	305	13	330	21	530	32	14.4	**12WS52C**

Kit packaged in one box and UPS shippable.

Load Rating: 200 lbs. (91kg) per shelf, not to exceed 200 lbs. (91kg) per unit.

Units must be secured to sufficient wall support structure.

By your side until the job is done.

Versatile.

Prepare raw meats like chicken, pork, beef or seafood. Create an efficient versatile workspace using buckets, totes, steam pans and more.

Efficient.

From farm to table, chop, dice & slice through vegetables with the highest efficiency. Utilize the rail system with one side for scraps, and the other for multiple totes or pans.

See it in action.
go.metro.com/prepmate

** Penn State University Center for Food Innovation testing.*

Boost Productivity.

Research shows space and workflow gains are undeniable. Up to a 20% increase in productivity during food processing using PrepMate compared to traditional methods.

Make it yours.

Drop-in totes with a magic ring or extended work surface.

Keep cutting boards and knives right at hand.

Tools are easy to find with a utensil & towel bar.

Total lock casters create a stable, yet mobile workstation.

PrepMate Preconfigured Model Numbers

Part #	Width/Length	Shelf Size	Top Shelf	Bottom Shelf	Posts
MS1824-FGFG	19.4"x26" (493mm x 660mm)	18"x24" (457mm x 610mm)	Solid Galvanized	Solid Galvanized	Chrome Plated
MS1824-FGBR	19.4"x26" (493mm x 660mm)	18"x24" (457mm x 610mm)	Solid Galvanized	Brite Zinc Wire	Chrome Plated
MS1824-FSFS	19.4"x26" (493mm x 660mm)	18"x24" (457mm x 610mm)	Solid Stainless Steel	Solid Stainless Steel	Stainless Steel
MS1824-FSNK	19.4"x26" (493mm x 660mm)	18"x24" (457mm x 610mm)	Solid Stainless Steel	MetroSeal 3 Epoxy Wire	Stainless Steel
MS1824-BRBR	19.4"x26" (493mm x 660mm)	18"x24" (457mm x 610mm)	Brite Zinc Wire	Brite Zinc Wire	Chrome Plated
MS1824-PRPR	19.4"x26" (493mm x 660mm)	18"x24" (457mm x 610mm)	SuperErecta Pro Hybrid Mat	SuperErecta Pro Hybrid Mat	MetroSeal 3 Epoxy
MS1824-FSPR	19.4"x26" (493mm x 660mm)	18"x24" (457mm x 610mm)	Solid Stainless Steel	SuperErecta Pro Hybrid Mat	MetroSeal 3 Epoxy
MS1824-NKNK	19.4"x26" (493mm x 660mm)	18"x24" (457mm x 610mm)	MetroSeal 3 Epoxy Wire	MetroSeal 3 Epoxy Wire	MetroSeal 3 Epoxy
MS1830-FGFG	19.4"x32" (493mm x 812mm)	18"x30" (457mm x 762mm)	Solid Galvanized	Solid Galvanized	Chrome Plated
MS1830-FGBR	19.4"x32" (493mm x 812mm)	18"x30" (457mm x 762mm)	Solid Galvanized	Brite Zinc Wire	Chrome Plated
MS1830-FSFS	19.4"x32" (493mm x 812mm)	18"x30" (457mm x 762mm)	Solid Stainless Steel	Solid Stainless Steel	Stainless Steel
MS1830-FSNK	19.4"x32" (493mm x 812mm)	18"x30" (457mm x 762mm)	Solid Stainless Steel	MetroSeal 3 Epoxy Wire	Stainless Steel
MS1830-BRBR	19.4"x32" (493mm x 812mm)	18"x30" (457mm x 762mm)	Brite Zinc Wire	Brite Zinc Wire	Chrome Plated
MS1830-PRPR	19.4"x32" (493mm x 812mm)	18"x30" (457mm x 762mm)	SuperErecta Pro Hybrid Mat	SuperErecta Pro Hybrid Mat	MetroSeal 3 Epoxy
MS1830-FSPR	19.4"x32" (493mm x 812mm)	18"x30" (457mm x 762mm)	Solid Stainless Steel	SuperErecta Pro Hybrid Mat	MetroSeal 3 Epoxy
MS1830-NKNK	19.4"x32" (493mm x 812mm)	18"x30" (457mm x 762mm)	MetroSeal 3 Epoxy Wire	MetroSeal 3 Epoxy Wire	MetroSeal 3 Epoxy
MS1836-FGFG	19.4"x38" (493mm x 914mm)	18"x36" (457mm x 914mm)	Solid Galvanized	Solid Galvanized	Chrome Plated
MS1836-FGBR	19.4"x38" (493mm x 914mm)	18"x36" (457mm x 914mm)	Solid Galvanized	Brite Zinc Wire	Chrome Plated
MS1836-FSFS	19.4"x38" (493mm x 914mm)	18"x36" (457mm x 914mm)	Solid Stainless Steel	Solid Stainless Steel	Stainless Steel
MS1836-FSNK	19.4"x38" (493mm x 914mm)	18"x36" (457mm x 914mm)	Solid Stainless Steel	MetroSeal 3 Epoxy Wire	Stainless Steel
MS1836-BRBR	19.4"x38" (493mm x 914mm)	18"x36" (457mm x 914mm)	Brite Zinc Wire	Brite Zinc Wire	Chrome Plated
MS1836-PRPR	19.4"x38" (493mm x 914mm)	18"x36" (457mm x 914mm)	SuperErecta Pro Hybrid Mat	SuperErecta Pro Hybrid Mat	MetroSeal 3 Epoxy
MS1836-FSPR	19.4"x38" (493mm x 914mm)	18"x36" (457mm x 914mm)	Solid Stainless Steel	SuperErecta Pro Hybrid Mat	MetroSeal 3 Epoxy
MS1836-NKNK	19.4"x38" (493mm x 914mm)	18"x36" (457mm x 914mm)	MetroSeal 3 Epoxy Wire	MetroSeal 3 Epoxy Wire	MetroSeal 3 Epoxy
MS1848-FGFG	19.4"x50" (493mm x 1270mm)	18"x48" (457mm x 1219mm)	Solid Galvanized	Solid Galvanized	Chrome Plated
MS1848-FGBR	19.4"x50" (493mm x 1270mm)	18"x48" (457mm x 1219mm)	Solid Galvanized	Brite Zinc Wire	Chrome Plated
MS1848-FSFS	19.4"x50" (493mm x 1270mm)	18"x48" (457mm x 1219mm)	Solid Stainless Steel	Solid Stainless Steel	Stainless Steel
MS1848-FSNK	19.4"x50" (493mm x 1270mm)	18"x48" (457mm x 1219mm)	Solid Stainless Steel	MetroSeal 3 Epoxy Wire	Stainless Steel
MS1848-BRBR	19.4"x50" (493mm x 1270mm)	18"x48" (457mm x 1219mm)	Brite Zinc Wire	Brite Zinc Wire	Chrome Plated
MS1848-PRPR	19.4"x50" (493mm x 1270mm)	18"x48" (457mm x 1219mm)	SuperErecta Pro Hybrid Mat	SuperErecta Pro Hybrid Mat	MetroSeal 3 Epoxy
MS1848-FSPR	19.4"x50" (493mm x 1270mm)	18"x48" (457mm x 1219mm)	Solid Stainless Steel	SuperErecta Pro Hybrid Mat	MetroSeal 3 Epoxy
MS1848-NKNK	19.4"x50" (493mm x 1270mm)	18"x48" (457mm x 1219mm)	MetroSeal 3 Epoxy Wire	MetroSeal 3 Epoxy Wire	MetroSeal 3 Epoxy

MS1836-FGBR

PrepMate Accessories

Part #	Description	Size
MS-RS24	24" Rail Set	26" (660mm)
MS-RS30	30" Rail Set	32" (812mm)
MS-RS36	36" Rail Set	38" (914mm)
MS-RS48	48" Rail Set	50" (1270mm)
RPMS-EC	Replacement Rail End Cap Pair	7" (178mm)
RPMS-R24	Replacement 24" Rail	24" (610mm)
RPMS-R30	Replacement 30" Rail	30" (762mm)
RPMS-R36	Replacement 36" Rail	36" (914mm)
RPMS-R48	Replacement 48" Rail	48" (1219mm)
MS-SE18	18" Work Surface Extension	7.5"x18" (191mm x 457mm)
MS-SE24	24" Work Surface Extension	7.5"x24" (191mm x 610mm)
MS-DE18	18" Drop-In Extension	7.5"x18" (191mm x 457mm)
MS-DE24	24" Drop-In Extension	7.5"x24" (191mm x 610mm)
MS-CBE	Cutting Board Holder	18.75"x19.25"x5" (476mm x 489mm x 127mm)
MS-RING	Magic Ring	7"x13" (178mm x 330mm)
MS-SPH	Pan Holder	19"x22.5"x16" (483mm x 572mm x 406mm)
MS-KNIFE	Encased Knife Holder	2"x10"x12" (51mm x 254mm x 305mm)
MS-UB18	18" Utensil Bar	3"x18" (76mm x 457mm)
MS-UB24	24" Utensil Bar	3"x24" (76mm x 610mm)
MS-SW186	Stainless Work Surface (18"x6")	18"x6" (457mm x 152mm)
MS-SW1812	Stainless Work Surface (18"x12")	18"x12" (457mm x 305mm)
MS-SW1824	Stainless Work Surface (18"x24")	18"x24" (457mm x 610mm)
5PTL-NB	5" Total Lock Caster	5" (127mm)

18" & 24" Work Surface Extension

18" & 24" Drop-in Work Surface Extension

Cutting Board Holder

Pan Holder

Stainless Work Surface

18" & 24" Utensil Bar

Magic Ring

Knife Holder

Nothing gets in the way of productivity.



Building SmartLever is as easy as ABCD.

A: Select Base kit

B: Select arm pairs to match desired shelf or work surface

C: Select compatible shelving or work surface to meet your application needs.

D: Add accessories or SmartWall grid to fit application.

NSF

Safely Hold up to **2800lbs.** per section.

SmartLever™ Multifunctional Storage & Workstations — {17.30}

Create the ultimate usable space by combining shelving, stainless worksurface, and smartwall productivity system.

Utilizes Metro Shelving including but not limited to: Super Erecta, Super Erecta Pro, SmartWall Grid and accessories, and Flat Stainless Shelves.

Specifications

- Structure: Heavy gauge cold rolled steel electroplated and epoxy coated with stainless steel hardware.
- Work Surface: 16 gauge, type 304 stainless steel top with Duraplast anti-drumming support.
- Support Arms: 11 gauge stainlesss steel coated with epoxy.
- Dunnage: heavy gauge steel electroplated and epoxy coated
- Work surface and shelving height adjustable on 2" increments.
- Warranty: 10 year limited warranty against surface rust formation.
- Load Capacity:
  - — The total weight load capacity of each model including the bottom shelf, is 2,800 lbs. (1271kg).
  - — Each level (work surface or shelf) has a maximum evenly distributed weight load capacity of 600 lbs. (272kg).
  - — The maximum uniformly distributed load on the Dunnage rack must not exceed 1,000 lbs. (454kg).

A SmartLever Base and Add-On Kits — {17.30}

- Base kit includes, two uprights, two legs, two cross braces, two cross bars
- Add-on kit includes, one upright, one leg, two cross braces and two cross bars

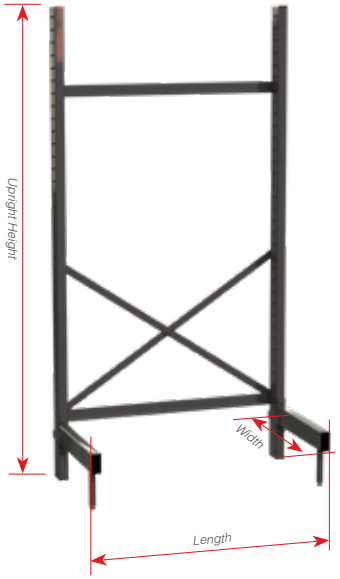

Height x Width x Length (in.)	(mm)	SmartLever Base Kit	Add-On-Kit	Assembled Unit H x W x L (in.)	Assembled Unit H x W x L (mm)
76x18x36	1930 x 457 x 914	**SM761836-KIT**	**SM761836-ADD**	76 x 22.3 x 40.2	1930 x 566.42 x 1021.08
76x18x42	1930 x 457 x 1067	**SM761842-KIT**	**SM761842-ADD**	76 x 22.3 x 46.2	1930 x 566.42 x 1173.48
76x18x48	1930 x 457 x 1219	**SM761848-KIT**	**SM761848-ADD**	76 x 22.3 x 52.2	1930 x 566.42 x 1325.88
76x18x54	1930 x 457 x 1371	**SM761854-KIT**	**SM761854-ADD**	76 x 22.3 x 58.2	1930 x 566.42 x 1478.28
76x18x60	1930 x 457 x 1524	**SM761860-KIT**	**SM761860-ADD**	76 x 22.3 x 64.2	1930 x 566.42 x 1630.68
76x18x72	1930 x 457 x 1829	**SM761872-KIT**	**SM761872-ADD**	76 x 22.3 x 76.2	1930 x 566.42 x 1935.48
76x21x36	1930 x 533 x 914	**SM762136-KIT**	**SM762136-ADD**	76 x 25.3 x 40.2	1930 x 642.62 x 1021.08
76x21x42	1930 x 533 x 1067	**SM762142-KIT**	**SM762142-ADD**	76 x 25.3 x 46.2	1930 x 642.62 x 1173.48
76x21x48	1930 x 533 x 1219	**SM762148-KIT**	**SM762148-ADD**	76 x 25.3 x 52.2	1930 x 642.62 x 1325.88
76x21x54	1930 x 533 x 1371	**SM762154-KIT**	**SM762154-ADD**	76 x 25.3 x 58.2	1930 x 642.62 x 1478.28
76x21x60	1930 x 533 x 1524	**SM762160-KIT**	**SM762160-ADD**	76 x 25.3 x 64.2	1930 x 642.62 x 1630.68
76x21x72	1930 x 533 x 1829	**SM762172-KIT**	**SM762172-ADD**	76 x 25.3 x 76.2	1930 x 642.62 x 1935.48
76x30x36	1930 x 762 x 914	**SM763036-KIT**	**SM763036-ADD**	76 x 34.3 x 40.2	1930 x 871.22 x 1021.08
76x30x42	1930 x 762 x 1067	**SM763042-KIT**	**SM763042-ADD**	76 x 34.3 x 46.2	1930 x 871.22 x 1173.48
76x30x48	1930x 762 x 1219	**SM763048-KIT**	**SM763048-ADD**	76 x 34.3 x 52.2	1930 x 871.22 x 1325.88
76x30x54	1930 x 762 x 1372	**SM763054-KIT**	**SM763054-ADD**	76 x 34.3 x 58.2	1930 x 871.22 x 1478.28
76x30x60	1930 x 762 x 1524	**SM763060-KIT**	**SM763060-ADD**	76 x 34.3 x 64.2	1930 x 871.22 x 1630.68
76x30x72	1930 x 762 x 1829	**SM763072-KIT**	**SM763072-ADD**	76 x 34.3 x 76.2	1930 x 871.22 x 1935.48
86x18x36	2184 x 457 x 914	**SM861836-KIT**	**SM861836-ADD**	86x22.3x40.2	2184.4 x 566.42 x 1021.08
86x18x42	2184 x 457 x 1067	**SM861842-KIT**	**SM861842-ADD**	86x22.3x46.2	2184.4 x 566.42 x 1173.48
86x18x48	2184 x 457 x 1219	**SM861848-KIT**	**SM861848-ADD**	86x22.3x52.2	2184.4 x 566.42 x 1325.88
86x18x54	2184 x 457 x1372	**SM861854-KIT**	**SM861854-ADD**	86x22.3x58.2	2184.4 x 566.42 x 1478.28
86x18x60	2184 x 457 x 1524	**SM861860-KIT**	**SM861860-ADD**	86x22.3x64.2	2184.4 x 566.42 x 1630.68
86x18x72	2184 x 457 x 1829	**SM861872-KIT**	**SM861872-ADD**	86x22.3x76.2	2184.4 x 566.42 x 1935.48
86x21x36	2184 x 533 x 914	**SM862136-KIT**	**SM862136-ADD**	86x25.3x40.2	2184.4 x 642.62 x 1021.08
86x21x42	2184 x 533 x 1067	**SM862142-KIT**	**SM862142-ADD**	86x25.3x46.2	2184.4 x 642.62 x 1173.48
86x21x48	2184 x 533 x 1219	**SM862148-KIT**	**SM862148-ADD**	86x25.3x52.2	2184.4 x 642.62 x 1325.88
86x21x54	2184 x 533 x 1372	**SM862154-KIT**	**SM862154-ADD**	86x25.3x58.2	2184.4 x 642.62 x 1478.28
86x21x60	2184 x 533 x 1524	**SM862160-KIT**	**SM862160-ADD**	86x25.3x64.2	2184.4 x 642.62 x 1630.68
86x21x72	2184 x 533 x 1829	**SM862172-KIT**	**SM862172-ADD**	86x25.3x76.2	2184.4 x 642.62 x 1935.48
86x30x36	2184 x 762 x 914	**SM863036-KIT**	**SM863036-ADD**	86x34.3x40.2	2184.4 x 871.22 x 1021.08
86x30x42	2184 x 762 x 1067	**SM863042-KIT**	**SM863042-ADD**	86x34.3x46.2	2184.4 x 871.22 x 1173.48
86x30x48	2184 x 762 x 1219	**SM863048-KIT**	**SM863048-ADD**	86x34.3x52.2	2184.4 x 871.22 x 1325.88
86x30x54	2184 x 762 x 1372	**SM863054-KIT**	**SM863054-KIT**	86x34.3x58.2	2184.4 x 871.22 x 1478.28
86x30x60	2184 x 762 x 1524	**SM863060-KIT**	**SM863060-ADD**	86x34.3x64.2	2184.4 x 871.22 x 1630.68
86x30x72	2184 x 762 x 1828	**SM863072-KIT**	**SM863072-ADD**	86x34.3x76.2	2184.4 x 871.22 x 1935.48

B Arms

(Includes (4) shelf mount hooks)

Length	Arms Base Kit	Arm Add-On
18	**SMA18**	**SMA18-ADD**
21	**SMA21**	**SMA21-ADD**
30	**SMA30**	**SMA30-ADD**

SMA**-ADD
SMA**

C Compatible Shelves

Width/Length (in.)	(mm)	Super Erecta Pro	Flat Galvanized	Solid Stainless	MetroSeal 3	Super Erecta Brite	Super Erecta Chrome	Super Erecta Stainless
18x36	457 x 914	**PR1836NK3**	**1836FG**	**1836FS**	**1824NK3**	**1836BR**	**1836NC**	**1836NS**
18x42	457 x 1067	**PR1842NK3**	**1842FG**	**1842FS**	**1842NK3**	**1842BR**	**1842NC**	**1842NS**
18x48	457 x 1219	**PR1848NK3**	**1848FG**	**1848FS**	**1848NK3**	**1848BR**	**1848NC**	**1848NS**
18x54	457 x 1372	**PR1854NK3**	-	-	**1854NK3**	**1854BR**	**1854NC**	**1854NS**
18x60	457 x 1524	**PR1860NK3**	**1860FG**	**1860FS**	**1860NK3**	**1860BR**	**1860NC**	**1860NS**
18x72	457 x 1829	**PR1872NK3**	-	-	**1872NK3**	**1872BR**	**1872NC**	**1872NS**
21x36	533 x 914	**PR2136NK3**	**2136FG**	**2136FS**	**2136NK3**	**2136BR**	**2136NC**	**2136NS**
21x42	533 x 1067	**PR2142NK3**	**2142FG**	**2142FS**	**2142NK3**	**2142BR**	**2142NC**	**2142NS**
21x48	533 x 1219	**PR2148NK3**	**2148FG**	**2148FS**	**2148NK3**	**2148BR**	**2148NC**	**2148NS**
21x54	533 x 1372	**PR2154NK3**	-	-	**2154NK3**	**2154BR**	**2154NC**	**2154NS**
21x60	533 x 1524	**PR2160NK3**	**2160FG**	**2160FS**	**2160NK3**	**2160BR**	**2160NC**	**2160NS**
21x72	533 x 1829	**PR2172NK3**	-	-	**2172NK3**	**2172BR**	**2172NC**	**2172NS**
30x36	762 x 914	-	-	-	**3036NK3**	-	**3036NC**	**3036NS**
30x42	762 x 1067	-	-	-	**3042NK3**	-	**3042NC**	-
30x48	762 x 1219	-	-	-	**3048NK3**	-	**3048NC**	**3048NS**
30X54	762 x 1372	-	-	-	**3054NK3**	-	**3054NC**	-
30x60	762 x 1524	-	-	-	**3060NK3**	-	**3060NC**	**3060NS**
30x72	762 x 1829	-	-	-	**3072NK3**	-	**3072NC**	**3072NS**

*Arm size must match shelf depth. For example, 2148NK3 shelf will use SMA 21.

C Worksurfaces

Cat. No.	Description	Approx. Pkd. Wt. (lbs.)	Approx. Pkd. Wt. (kg)
SMW36	SmartLever 30x36 SS Work Surface	33.6	15.3
SMW42	SmartLever 30x42 SS Work Surface	38.3	17.5
SMW48	SmartLever 30x48 SS Work Surface	42.9	19.5
SMW54	SmartLever 30x54 SS Work Surface	47.6	21.3
SMW60	SmartLever 30x60 SS Work Surface	52.2	23.8
SMW72	SmartLever 30x72 SS Work Surface	61.4	28

*Work surfaces need Shelf and Arms, which must be ordered separately.



*SMW***

D Dunnage

Cat. No.	Description	Approx. Pkd. Wt. (lbs.)	Approx. Pkd. Wt. (kg)
SMD1836	18x36 Dunnage shelf assembly	18.3	8.4
SMD1842	18x42 Dunnage shelf assembly	20.9	9.5
SMD1848	18x48 Dunnage shelf assembly	23.7	10.8
SMD1854	18x54 Dunnage shelf assembly	26.3	11.9
SMD1860	18x60 Dunnage shelf assembly	29	13.2
SMD2136	21x36 Dunnage shelf assembly	19.2	8.8
SMD2142	21x42 Dunnage shelf assembly	22	10
SMD2148	21x48 Dunnage shelf assembly	24.7	11.3
SMD2154	21x54 Dunnage shelf assembly	27.6	12.5
SMD2160	21x60 Dunnage shelf assembly	30.2	13.8
SMD3036	30x36 Dunnage shelf assembly	25.9	11.8
SMD3042	30x42 Dunnage shelf assembly	29.7	13.5
SMD3048	30x48 Dunnage shelf assembly	33.2	15.2
SMD3054	30x54 Dunnage shelf assembly	37.2	17.0
SMD3060	30x60 Dunnage shelf assembly	40.5	18.5

*SMD****

D Accessory Grids



Grids	Chrome Plated	MetroSeal 3
18x36	**WG1836BR**	**WG1836K3**
18x42	**WG1842BR**	**WG1842K3**
18x48	**WG1848BR**	**WG1848K3**
18x54	**WG1854BR**	**WG1854K3**
18x60	**WG1860BR**	**WG1860K3**
18x72	**WG1872BR**	**WG1872K3**

Grid Bracket

Cat. No.	Description
SMR*	SmartLever Grid Bracket (pack of 4)

*must be purchased if ordering a grid.

SMR

Leg Hooks

Cat. No.	Description
LSH1	Single Leg Hook (Pack of 4 Hooks)
LSH2	Double Leg Hook (Pack of 2 Hooks)

Note: LSH1 and LSH2 hooks are used to allow a standard SES shelf instead of the dunnage shelf. This reduces the load capacity from 1000 lbs. to 600 lbs.

LSH1 *LSH2*

Replacement Upright Support

Cat. No.	Description
SMU76	SmartLever 76" (1930mm) Upright
SMU86	SmartLever 86" (2184mm) Upright

Cat. No.	Description
SML18	SmartLever 18" (457mm) Single Leg
SML21	SmartLever 21" (530mm) Single Leg
SML30	SmartLever 30" (760mm) Single Leg

Replacement Endcap —
Bag of 2
Cat. No. **RPC06-1211**

Replacement Locking Wedge —
Bag of 4
Cat. No. **RPSMLW**

Replacement Hole Plugs —
Bag of 10
Cat. No. **RPSMHP**

Replacement Shelf Mount Hook —
Bag of 4
Cat. No. **SMS**

Replacement Hardware Bag Cross Bar & Cross Brace

Cat. No. **RPHDWE-SMB**

Replacement Bag for Arms

Cat. No. **RPARM-HDWEBAG**

Note:
1. Arm size must match shelf depth. For example 2148NK3 shelf will use SMA21 or SMA21-Add.
2. Arms/Shelves must be less than or equal to the length of the leg.
3. Shared arms need to be at the same level.
4. Work surfaces need Shelf and arms, which must be ordered separately. For example a SMW36 requires One (1) SMA30 and (1) 30x36 wire shelf (3036BR or 3036NK3)
5. SMR (4 wall grid hooks) must be ordered along with a wall grid. They are required for mounting the wall grid to SmartLever unit. Refer Spec Sheets 10.42 & 10.43 for SmartWall system.

Be smarter with your space.

Metro Breakfast Cart

- Includes eye catching two-sided sign
- Type 304 stainless steel top for easy cleaning
- Bonus wire center shelf adjusts at 1" increments to accommodate your changing breakfast offerings
- Comes with four 5" swivel stem casters all with brakes for easy rolling and secure positioning

Comes with a two-sided sign.

Description	Height (in.)	Height (mm)	Approx. Pkd. Wt. (lb.)	Approx. Pkd. Wt. (kg)	Cat. No.
24x36 Stainless steel top with adjustable middle shelf	70	1178	67.9	25.3	**GG2436**
24x48 Stainless steel top with adjustable middle shelf	70	1178	83.1	31	**GG2448**
24x60 Stainless steel top with adjustable middle shelf	70	1178	94	35	**GG2460**

Note: Comes with 2-sided sign.

Why is it smart to pick a SmartStation?

- Fully modular components & accessories
- Value-bundled for simplicity
- Pre-optimized for space savings and workflow efficiency.

Super Erecta® Prep Station

- Perfect for multi-functional spaces.
- Access items easy with the SmartWall system.
- Unit Includes 18" x48" (457x1219mm) SmartWall Grid, (1) Hanger Rails, Accessory Pack, 14"x48" (356x1219mm) Upper Shelf, 14"x48" (356x1219mm) Stainless Steel Intermediate Shelf, 24"x48" (102x1219mm) Stainless Worksurface, 24"x48" (102x1219mm) Lower Shelf, 3-Sided Snake Frame, (2) 27" (686mm) Upper Posts, (2) 33" (838mm) Lower posts, (2) 63" (1600mm) High Back Posts

Description	Approx. Pkd. Wt. (lb)	(kg)	Cat. No.
24x48 Super Erecta Prep Station	86.5	39.2	**SMSP2448**

SmartWall® & Super Erecta® Prep Station with Undercounter Mobile Prep Cart

- Easy-mount wall track makes set-up a snap.
- Access items easy with the SmartWall system.
- Wall unit holds up to 250 lbs. (113kg)
- Wall Unit Includes: 40" Wall Track, (2) Shelf Supports, 18" x36" (457x915mm) Wire Shelf, (2) Hanger Rails, 18"x36" (457x915mm) Accessory Grid, Accessory Pack
- Base Unit Includes: 24"x36" (102x914) Stainless Steel Worksurface, (1) 3-Sided Frames, (4) 25" (584mm) Mobile Posts, (4) 33" (838mm) Base Unit Posts, (2) 18"x30" (457x762mm) Wire Shelves, 18"x30" (457x762mm) Stainless Steel Worksurface, (4) Casters (2-swivel/2 Brake)

Description	Approx. Pkd. Wt. (lb)	(kg)	Cat. No.
24x36 SmartWall Prep Station w/ Undercounter Utility	116.7	52.9	**SMSPM2436**

Easy to Assemble.

Units can be put together in minutes without the use of special tools. Bottom shelf or frame is adjustable in 1" increments.

NEW SPACE SAVER WORKTABLES 24" DEEP

Strong & Robust.

Space Saver Worktables — {17.40}

Sturdy construction provides a robust 800 lb. load rating. Mobile tables are rated to 600 lbs. Type 304 Stainless Steel components. 1" (25mm) diameter posts and patented Super Erecta Shelf construction. Heavy-duty 14-gauge stainless steel virtually eliminates "drumming."

Preconfigured units are offered both in stationary with a leveling foot and mobile utilizing a 5" polymer corrosion resistant caster. Worktables can also be customized using Super Erecta® components in any finish to fit your application.

Stationary Space Saver Worktables

24" Deep (610mm)

Description	Length (in.)	Length (mm)	Approx. Pkd. Wt. (lb.)	Approx. Pkd. Wt. (kg)	Cat. No.
24x36 SS Worktable, Stationary with Solid Shelf	36	914	64	29	**WTS2436FS**
24x48 SS Worktable, Stationary with Solid Shelf	48	1219	81	37	**WTS2448FS**
24x60 SS Worktable, Stationary with Solid Shelf	60	1524	93	42	**WTS2460FS**
24x36 SS Worktable, Stationary with 3-Sided Frame	36	914	53	24	**WTS2436US**
24x48 SS Worktable, Stationary with 3-Sided Frame	48	1219	65	29	**WTS2448US**
24x60 SS Worktable, Stationary with 3-Sided Frame	60	1524	75	34	**WTS2460US**

Mobile Space Saver Worktables

24" Deep (610mm)

Description	Length (in.)	Length (mm)	Approx. Pkd. Wt. (lb.)	Approx. Pkd. Wt. (kg)	Cat. No.
24x36 SS Worktable, Mobile with Solid Shelf	36	914	64	29	**MWTS2436FS**
24x48 SS Worktable, Mobile with Solid Shelf	48	1219	82	37	**MWTS2448FS**
24x60 SS Worktable, Mobile with Solid Shelf	60	1524	94	43	**MWTS2460FS**
24x36 SS Worktable, Mobile with 3-Sided Frame	36	914	53	25	**MWTS2436US**
24x48 SS Worktable, Mobile with 3-Sided Frame	48	1219	66	30	**MWTS2448US**
24x60 SS Worktable, Mobile with 3-Sided Frame	60	1524	76	35	**MWTS2460US**

Stainless Worktables — {52.03}

- Corrosion-proof performance — stainless steel construction throughout.
- Easily cleaned smooth surfaces. Mobile units can be easily moved to clean behind table area.
- Available top materials include Type 304 stainless and TRESPA Phenolic resin (black or gray). Refer to chart below for more information.
- Choose from a wide range of accessories and caster options (pages 100-101) to customize table.

Countertop Application Matrix

Use Area	Phenolic Resin	Stainless Steel
Low chemical use		
Moderate chemical use	X	
High chemical use	X	X

Characteristics	Phenolic Resin	Stainless Steel
Heat Resistance	Fair*	Excellent
Abrasion Resistance	Excellent	Good
Impact Resistance	Excellent	Good
Strength	Excellent	Good
Stain Resistance	Good	Good

*Discolors with high heat
Note: Phenolic resin and stainless are offered as top options for this table system.

Definitions:

Phenolic resin: Compression molded of organic fiber-reinforced phenolic core with an integrally cured thermoset resin surface. Stronger than Epoxy resin over a span, and not as brittle.
Stainless Steel: Worksurfaces are fabricated from Type 304 stainless steel which provides excellent protection in corrosive environments.
Epoxy resin: Epoxy resins, silica, organic fillers, and inert hardeners are cast in forms and cured to a uniform mixture throughout.

Tables with Stainless Island Top and Solid HD Shelf (Casters sold separately)

Width (in.)	Width (mm)	Length (in.)	Length (mm)	Work Surface Height Stationary (in.)	Stationary (mm)	Mobile (in.)	Mobile (mm)	Approx. Pkd. Wt. (lbs.)	(kg)	Cat. No. Stationary	Cat. No. Mobile*
30.000	762	29.750	755	35.375	898	35.188	893	65	30	**LTS30IS**	**LTSM30IS**
30.000	762	35.750	908	35.375	898	35.188	893	80	36	**LTS36IS**	**LTSM36IS**
30.000	762	47.750	1212	35.375	898	35.188	893	103	47	**LTS48IS**	**LTSM48IS**
30.000	762	59.750	1517	35.375	898	35.188	893	140	63	**LTS60IS**	**LTSM60IS**

Leveling feet on stationary units have 1.250 (31mm) vertical adjustment.
*Casters ordered separately. Refer to Caster Selection Guide (page 195) for more information.
Stainless Tables are load rated at 50 lbs. per sq. foot (.024kg per sq. cm) up to a maximum of 600 lbs. (273kg) assuming evenly distributed load and caster specification meets requirement.
Note: Mobile posts include an adaptor insert that will accept Metro 5" (127mm) stem casters.

LTSM30IS with casters (ordered separately)

Tables with Stainless Island Top and 3-Sided Frame (Casters sold separately)

Width (in.)	Width (mm)	Length (in.)	Length (mm)	Work Surface Height Stationary (in.)	Stationary (mm)	Mobile (in.)	Mobile (mm)	Approx. Pkd. Wt. (lbs.)	(kg)	Cat. No. Stationary	Cat. No. Mobile*
30.000	762	29.750	755	35.375	898	35.188	893	58	26	**LTS30UIS**	**LTSM30UIS**
30.000	762	35.750	908	35.375	898	35.188	893	70	32	**LTS36UIS**	**LTSM36UIS**
30.000	762	47.750	1212	35.375	898	35.188	893	91	41	**LTS48UIS**	**LTSM48UIS**
30.000	762	59.750	1517	35.375	898	35.188	893	119	54	**LTS60UIS**	**LTSM60UIS**

Leveling feet on stationary units have 1.250 (31mm) vertical adjustment.
*Casters ordered separately. Refer to Caster Selection Guide (page 195) for more information.
Stainless Tables are load rated at 50 lbs. per sq. foot (.024kg per sq. cm) up to a maximum of 600 lbs. (273kg) assuming evenly distributed load and caster specification meets requirement.
Note: Mobile posts include an adaptor insert that will accept Metro 5" (127mm) stem casters.

LTSM60UIS with optional accessories and casters

Tables with Stainless Backsplash Top and Solid HD Shelf (Casters sold separately)

Width (in.)	Width (mm)	Length (in.)	Length (mm)	Work Surface Height Stationary (in.)	Stationary (mm)	Mobile (in.)	Mobile (mm)	Approx. Pkd. Wt. (lbs.)	(kg)	Cat. No. Stationary	Cat. No. Mobile*
30.000	762	29.750	755	35.375	898	35.188	893	65	30	**LTS30S**	**LTSM30S**
30.000	762	35.750	908	35.375	898	35.188	893	80	36	**LTS36S**	**LTSM36S**
30.000	762	47.750	1212	35.375	898	35.188	893	103	47	**LTS48S**	**LTSM48S**
30.000	762	59.750	1517	35.375	898	35.188	893	140	63	**LTS60S**	**LTSM60S**

Leveling feet on stationary units have 1.250 (31mm) vertical adjustment.
*Casters ordered separately. Refer to Caster Selection Guide (page 195) for more information.
Stainless Tables are load rated at 50 lbs. per sq. foot (.024kg per sq. cm) up to a maximum of 600 lbs. (273kg) assuming evenly distributed load and caster specification meets requirement.
Note: Mobile posts include an adaptor insert that will accept Metro 5" (127mm) stem casters.

Tables with Stainless Backsplash and 3-Sided Frame (Casters sold separately)

Width (in.)	Width (mm)	Length (in.)	Length (mm)	Work Surface Height Stationary (in.)	Stationary (mm)	Mobile (in.)	Mobile (mm)	Approx. Pkd. Wt. (lbs.)	(kg)	Cat. No. Stationary	Cat. No. Mobile*
30.000	762	29.750	755	35.375	898	35.188	893	58	26	**LTS30US**	**LTSM30US**
30.000	762	35.750	908	35.375	898	35.188	893	70	32	**LTS36US**	**LTSM36US**
30.000	762	47.750	1212	35.375	898	35.188	893	91	41	**LTS48US**	**LTSM48US**
30.000	762	59.750	1517	35.375	898	35.188	893	119	54	**LTS60US**	**LTSM60US**

Leveling feet on stationary units have 1.250 (31mm) vertical adjustment.
*Casters ordered separately. Refer to Caster Selection Guide (page 195) for more information.
Stainless Tables are load rated at 50 lbs. per sq. foot (.024kg per sq. cm) up to a maximum of 600 lbs. (273kg) assuming evenly distributed load and caster specification meets requirement.
Note: Mobile posts include an adaptor insert that will accept Metro 5" (127mm) stem casters.

LTS30US with optional accessory wire shelf

LTSM30PB

LTSM60UPB with accessories, casters, backsplash, and Starsys™ cart

LTSM30PG

LTSM60UPG with accessories, casters, backsplash, and Starsys™ cart

Stainless Worktables — {52.03}

Tables with Black Phenolic Top and Solid HD Shelf

(Casters and backsplash accessory ordered separately) Utilizes Heavy Duty 1⅝" (41mm) Posts

Width (in.)	Width (mm)	Length (in.)	Length (mm)	Work Surface Height Stationary (in.)	Work Surface Height Stationary (mm)	Work Surface Height Mobile (in.)	Work Surface Height Mobile (mm)	Approx. Pkd. Wt. (lbs.)	Approx. Pkd. Wt. (kg)	Cat. No. Stationary	Cat. No. Mobile*
30.000	762	29.750	755	36.000	914	35.875	911	77	35	**LTS30PB**	**LTSM30PB**
30.000	762	35.750	908	36.000	914	35.875	911	92	41	**LTS36PB**	**LTSM36PB**
30.000	762	47.750	1212	36.000	914	35.875	911	113	51	**LTS48PB**	**LTSM48PB**
30.000	762	59.750	1517	36.000	914	35.875	911	141	64	**LTS60PB**	**LTSM60PB**

Leveling feet on stationary units have 1.250 (31mm) vertical adjustment.
***Casters ordered separately.** Refer to Caster Selection Guide (below) for more information.
Stainless Tables are load rated at 50 lbs. per sq. foot (.024kg per sq. cm) up to a maximum of 600 lbs. (273kg) assuming evenly distributed load and caster specification meets requirement.
Note: Mobile posts include an adaptor insert that will accept Metro 5" (127mm) stem casters.

Stainless Tables with Black Phenolic Top and 3-Sided Frame

(Casters and backsplash accessory ordered separately) Utilizes Heavy Duty 1⅝" (41mm) Posts

Width (in.)	Width (mm)	Length (in.)	Length (mm)	Work Surface Height Stationary (in.)	Work Surface Height Stationary (mm)	Work Surface Height Mobile (in.)	Work Surface Height Mobile (mm)	Approx. Pkd. Wt. (lbs.)	Approx. Pkd. Wt. (kg)	Cat. No. Stationary	Cat. No. Mobile*
30.000	762	29.750	755	36.000	914	35.875	911	70	32	**LTS30UPB**	**LTSM30UPB**
30.000	762	35.750	908	36.000	914	35.875	911	82	37	**LTS36UPB**	**LTSM36UPB**
30.000	762	47.750	1212	36.000	914	35.875	911	101	46	**LTS48UPB**	**LTSM48UPB**
30.000	762	59.750	1517	36.000	914	35.875	911	120	54	**LTS60UPB**	**LTSM60UPB**

Leveling feet on stationary units have 1.250 (31mm) vertical adjustment.
***Casters ordered separately.** Refer to Caster Selection Guide (below) for more information.
Stainless Tables are load rated at 50 lbs. per sq. foot (.024kg per sq. cm) up to a maximum of 600 lbs. (273kg) assuming evenly distributed load and caster specification meets requirement.
Note: Mobile posts include an adaptor insert that will accept Metro 5" (127mm) stem casters.

Stainless Tables with Gray Phenolic Top and Solid HD Shelf

(Casters and backsplash accessory ordered separately) Utilizes Heavy Duty 1⅝" (41mm) Posts

Width (in.)	Width (mm)	Length (in.)	Length (mm)	Work Surface Height Stationary (in.)	Work Surface Height Stationary (mm)	Work Surface Height Mobile (in.)	Work Surface Height Mobile (mm)	Approx. Pkd. Wt. (lbs.)	Approx. Pkd. Wt. (kg)	Cat. No. Stationary	Cat. No. Mobile*
30.000	762	29.750	755	36.000	914	35.875	911	77	35	**LTS30PG**	**LTSM30PG**
30.000	762	35.750	908	36.000	914	35.875	911	92	41	**LTS36PG**	**LTSM36PG**
30.000	762	47.750	1212	36.000	914	35.875	911	113	51	**LTS48PG**	**LTSM48PG**
30.000	762	59.750	1517	36.000	914	35.875	911	141	64	**LTS60PG**	**LTSM60PG**

Leveling feet on stationary units have 1.250 (31mm) vertical adjustment.
***Casters ordered separately.** Refer to Caster Selection Guide (below) for more information.
Stainless Tables are load rated at 50 lbs. per sq. foot (.024kg per sq. cm) up to a maximum of 600 lbs. (273kg) assuming evenly distributed load and caster specification meets requirement.
Note: Mobile posts include an adaptor insert that will accept Metro 5" (127mm) stem casters.

Stainless Tables with Gray Phenolic Top and 3-Sided Frame

(Casters and backsplash accessory ordered separately) Utilizes Heavy Duty 1⅝" (41mm) Posts

Width (in.)	Width (mm)	Length (in.)	Length (mm)	Work Surface Height Stationary (in.)	Work Surface Height Stationary (mm)	Work Surface Height Mobile (in.)	Work Surface Height Mobile (mm)	Approx. Pkd. Wt. (lbs.)	Approx. Pkd. Wt. (kg)	Cat. No. Stationary	Cat. No. Mobile*
30.000	762	29.750	755	36.000	914	35.875	911	70	32	**LTS30UPG**	**LTSM30UPG**
30.000	762	35.750	908	36.000	914	35.875	911	82	37	**LTS36UPG**	**LTSM36UPG**
30.000	762	47.750	1212	36.000	914	35.875	911	101	46	**LTS48UPG**	**LTSM48UPG**
30.000	762	59.750	1517	36.000	914	35.875	911	120	54	**LTS60UPG**	**LTSM60UPG**

Leveling feet on stationary units have 1.250 (31mm) vertical adjustment.
***Casters ordered separately.** Refer to Caster Selection Guide (below) for more information.
Stainless Tables are load rated at 50 lbs. per sq. foot (.024kg per sq. cm) up to a maximum of 600 lbs. (273kg) assuming evenly distributed load and caster specification meets requirement.
Note: Mobile posts include an adaptor insert that will accept Metro 5" (127mm) stem casters.

For Stainless Steel Mobile Worktables, Select Appropriate Casters from Chart Below.
(Four brake casters are recommended for maximum table stability)

Caster Selection Guide

Caster Series	Wheel Material	Rollability	Floor Protection	Noise	Load Rating (lbs.)	Load Rating (kg)	Corrosion Resistance	Cart Washable	Antimicrobial Additive in Wheel
5MDA/5MDBA (brake)	High Modulus Rubber	Good	Good	Low	250	114	Low	No	No
5MP/5MPB (brake)	Polyurethane	Good	Good	Moderate	300	137	Low	No	No
5PC/5PCB (brake)	Polyurethane	Good	Good	Moderate	300	137	High	No	No
5PCM/5PCBM (brake)	Polyurethane	Good	Good	Moderate	300	137	High	No	Yes
5MPGSA/5MPBGSA (brake)	Polyurethane	Good	Good	Moderate	300	137	High	Yes	No

NOTE: The total weight of the equipment and its load should not exceed three times the load rating per caster.
Additional stem casters, in various sizes and wheel materials, are available. Contact your Metro rep for more information.

5MDA

5MP

5PCB

5PCBM

5MPGSA

Stainless Worktable Accessories — {52.03}

Backsplash

4" (102mm) high. Attaches to phenolic table top using pre-drilled holes. Match length and color with selected countertop.

Length (in.)	Length (mm)	Approx. Pkd. Wt. (lbs.)	Approx. Pkd. Wt. (kg)	Cat. No. Black	Cat. No. Gray
27 3/4	705	5.5	2.5	**LT30BSB**	**LT30BSG**
33 3/4	875	6.5	2.9	**LT36BSB**	**LT36BSG**
45 3/4	1162	7.5	3.4	**LT48BSB**	**LT48BSG**
57 3/4	1466	9.5	4.3	**LT60BSB**	**LT60BSG**

LT30BSG

Wire Shelf

Stainless or Epoxy-coated shelves available.

Length (in.)	Length (mm)	Approx. Pkd. Wt. (lbs.)	Approx. Pkd. Wt. (kg)	Cat. No. Stainless
22 3/8	568	6	2.7	**LT30WS**
28 3/8	720	7.5	3.4	**LT36WS**
40 3/8	1025	10	4.5	**LT48WS**
52 3/8	1330	12	5.4	**LT60WS**

Note: Shelves are load rated for a maximum of 150 lbs. (68kg).

LT30WS

Stainless Keyboard Tray

Fits 48" and 60" (1219 and 1524mm) table lengths
Cat. No. **LTSKB**

Note: Stainless keyboard tray and stainless drawer will both fit 60" (1524mm) long table.

LTSKB

Stainless Drawer

Fits 30", 36", 48" and 60" (760, 914, 1219 and 1524mm) table lengths
Drawer, when fully extended, provides a 7 5/8" (194mm) opening.
Cat. No. **LTSD6**

Note: Stainless keyboard tray and stainless drawer will both fit 60" (1524mm) long table.

LTSD6

Surface Mount Swing Arm for Flat Monitor

Cat. No. **LTFMA**

LTFMA

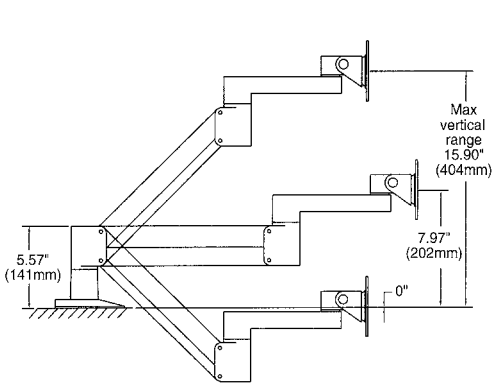

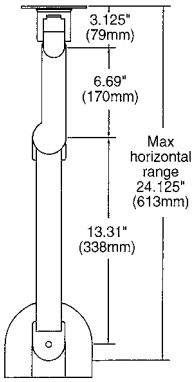

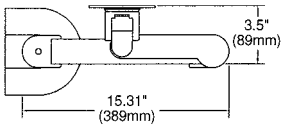

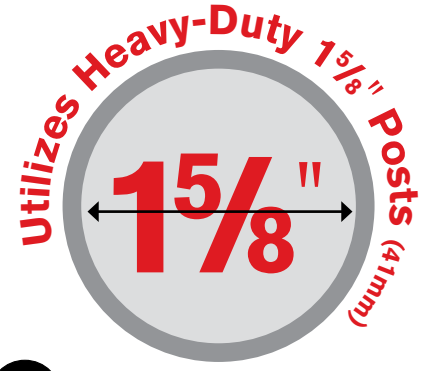

Worktables — {17.20}

Built for cleanliness and stability.

- Seamless 14-gauge Type 304 stainless steel work surface and support structure.
- Shipped knocked down and can be assembled in minutes without tools.

All Worktables are 34" (864mm) high with stationary posts and leveling feet.

Worktable with Bottom Shelf

Standard Worktables — 30" (760mm) Wide

Length (in.)	Length (mm)	Post Material	Bottom Shelf Material	Bottom 3-Sided Frame Material	Bottom H-Frame Material	Approx. Pkd. Wt. (lbs.)	Approx. Pkd. Wt. (kg)	Cat. No.
48	1219	SS	SS	—	—	90	41	WT305FS
60	1524	SS	SS	—	—	130	59	WT306FS
72	1825	SS	SS	—	—	170	77	WT307FS
96	2439	SS	SS	—	—	226	103	WT309FS
60	1524	Chrome	Galvanized	—	—	146	66	WT306FC
72	1825	Chrome	Galvanized	—	—	180	82	WT307FC
96	2439	Chrome	Galvanized	—	—	226	103	WT309FC
48	1219	SS	—	SS	—	115	52	WT305US
60	1524	SS	—	SS	—	115	52	WT306US
72	1825	SS	—	SS	—	142	65	WT307US
96	2439	SS	—	SS	—	201	91	WT309US
60	1524	SS	—	—	SS	115	52	WT306HS
72	1825	SS	—	—	SS	142	65	WT307HS
96	2439	SS	—	—	SS	202	92	WT309HS

SS = Stainless Steel

Worktable with 3-Sided Frame

Standard Worktables — 36" (914mm) Wide

Length (in.)	Length (mm)	Post Material	Bottom Shelf Material	Bottom 3-Sided Frame Material	Bottom H-Frame Material	Approx. Pkd. Wt. (lbs.)	Approx. Pkd. Wt. (kg)	Cat. No.
60	1524	SS	SS	—	—	125	57	WT366FS
72	1825	SS	SS	—	—	130	59	WT367FS
96	2439	SS	SS	—	—	185	84	WT369FS
60	1524	Chrome	Galvanized	—	—	125	57	WT366FC
72	1825	Chrome	Galvanized	—	—	130	59	WT367FC
96	2439	Chrome	Galvanized	—	—	185	84	WT369FC
60	1524	SS	—	SS	—	104	47	WT366US
72	1825	SS	—	SS	—	106	48	WT367US
96	2439	SS	—	SS	—	161	73	WT369US
60	1524	SS	—	—	SS	103	47	WT366HS
72	1825	SS	—	—	SS	107	49	WT367HS
96	2439	SS	—	—	SS	162	74	WT369HS

SS = Stainless Steel

Worktable with H-Frame

Standard Worktables — 44" (1118mm) Wide

Length (in.)	Length (mm)	Post Material	Bottom Shelf Material	Bottom 3-Sided Frame Material	Bottom H-Frame Material	Approx. Pkd. Wt. (lbs.)	Approx. Pkd. Wt. (kg)	Cat. No.
60	1524	SS	SS	—	—	136	62	WT446FS
72	1825	SS	SS	—	—	160	73	WT447FS
96	2439	SS	SS	—	—	202	92	WT449FS
60	1524	Chrome	Galvanized	—	—	136	62	WT446FC
72	1825	Chrome	Galvanized	—	—	160	73	WT447FC
96	2439	Chrome	Galvanized	—	—	202	92	WT449FC
60	1524	SS	—	SS	—	114	52	WT446US
72	1825	SS	—	SS	—	135	61	WT447US
96	2439	SS	—	SS	—	177	81	WT449US
60	1524	SS	—	—	SS	113	51	WT446HS
72	1825	SS	—	—	SS	136	62	WT447HS
96	2439	SS	—	—	SS	178	81	WT449HS

SS = Stainless Steel

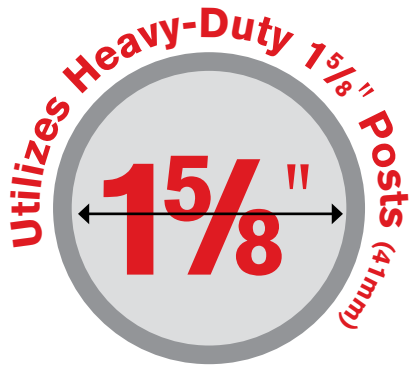

Mobile Worktables — {17.20}

All Mobile Worktables are 34" (864mm) high. Mobile units have special posts and four 5" (127mm) poly casters — 2 swivel/2 brake.

Mobile Worktables — 30" (760mm) Wide

Length (in.)	Length (mm)	Post Material	Bottom Shelf Material	Bottom 3-Sided Frame Material	Bottom H-Frame Material	Approx. Pkd. Wt. (lbs.)	Approx. Pkd. Wt. (kg)	Cat. No.
48	1219	SS	SS	—	—	105	48	**MWT305FS**
60	1524	SS	SS	—	—	160	73	**MWT306FS**
72	1825	SS	SS	—	—	182	83	**MWT307FS**
96	2439	SS	SS	—	—	226	103	**MWT309FS**
60	1524	Chrome	Galvanized	—	—	146	66	**MWT306FC**
72	1825	Chrome	Galvanized	—	—	180	82	**MWT307FC**
96	2439	Chrome	Galvanized	—	—	226	103	**MWT309FC**
48	1219	SS	—	SS	—	130	59	**MWT305US**
60	1524	SS	—	SS	—	139	63	**MWT306US**
72	1825	SS	—	SS	—	155	71	**MWT307US**
96	2439	SS	—	SS	—	201	91	**MWT309US**
60	1524	SS	—	—	SS	124	56	**MWT306HS**
72	1825	SS	—	—	SS	156	71	**MWT307HS**
96	2439	SS	—	—	SS	202	92	**MWT309HS**

Mobile Worktable

Worktables with Overhead — {17.26}

All Worktables with Overhead are 30" (760mm) wide and have rear posts that are approximately 88" (2235mm) high. Cantilever shelves for overhead models are sold separately.

Length (in.)	Length (mm)	Post Material	Bottom Shelf Material	Bottom 3-Sided Frame Material	Approx. Pkd. Wt. (lbs.)	Approx. Pkd. Wt. (kg)	Cat. No.
60	1524	SS	SS	—	158	71	**WTC306FS**
72	1825	SS	SS	—	251	114	**WTC307FS**
96	2440	SS	SS	—	288	131	**WTC309FS**
60	1524	Chrome	Galvanized	—	214	97	**WTC306FC**
72	1825	Chrome	Galvanized	—	251	114	**WTC307FC**
96	2440	Chrome	Galvanized	—	288	131	**WTC309FC**
60	1524	SS	—	SS	196	89	**WTC306US**
72	1825	SS	—	SS	230	105	**WTC307US**
96	2440	SS	—	SS	267	121	**WTC309US**

All overhead models are fitted with stationary posts and leveling feet.
For overhead models in other sizes, contact your InterMetro representative.
SS = Stainless Steel

Shown with optional Cantilever Shelf and Utility Rack

Cantilever Shelf

Cantilever Shelf — {10.67}

Width/Length (in.)	(mm)	Fits Unit	Approx. Pkd. Wt. (lbs.)	(kg)	Cat. No. Chrome	Cat. No. Stainless
12x54	304x1372	60" (1524mm) long	11.8	5.3	**1254CHC**	**1254CHS**
12x60	304x1524	72" (1830mm) long & 96" (2440mm) long	12.7	5.7	**1260CHC**	**1260CHS**

3½" (89mm) Foot Plate

Replacement HD Super® Plastic Split Sleeve

Replacement 5½" (140mm) Donut Bumper

Post Clamp

Replacement HD Super® Aluminum Split Sleeve

HD Super® Replacement Parts — {10.69}

3½" (89mm) Foot Plates
Cat. No. **9993HS**

Post Clamps
Cat. No. **9994HZ**

Replacement HD Super® Plastic Split Sleeves
4 pair per bag
Cat. No. **9985H**

Replacement HD Super® Aluminum Split Sleeves with Zinc Ring
4 pair per bag
Cat. No. **9986HZ**

Wall Mounting Brackets
(not shown)
Cat. No. **9984HZ**

Replacement 5½" (140mm) Donut Bumpers
Cat. No. **9992H**
Above fit 1⅝" (41mm) posts only.


Utility Rack

Utility Hook

Deluxe Drawer

Accessories for Worktables with Overhead — {17.26}

Utility Racks for Overhead Models

Inside dimensions measure 1 15/16" (48mm) high and 4 3/8" (109mm) wide.

Inside Length (in.)	(mm)	Fits Units (in.)	Finish	Approx. Pkd. Wt. (lbs.)	(kg)	Cat. No.
51 9/16	1406	60 long	Chrome-Plated	7.7	3.5	**654SRC**
57 9/16	1406	72 long & 96 long	Chrome-Plated	8.3	3.8	**660SRC**

Utility Hook for Cantilever Shelves

Width/Height/Depth (in.)	(mm)	Finish	Approx. Pkd. Wt. (lbs.)	(kg)	Cat. No.
3/8x3 7/16x1 11/16	9x87x43	Chrome	0.1	.045	**HK23C**
3/8x3 7/16x1 11/16	9x87x43	Stainless	0.1	.045	**HK23S**

Accessories for All Worktables

Economy Drawer

Overall Dimensions Width/Length/Height (in.)	(mm)	Dimensions Inside Bottom (in.)	(mm)	Approx. Pkd. Wt. (lbs.)	(kg)	Cat. No.
14 1/4x28x5 3/4	362x711x146	10x16	254x406	6.8	3.1	**WTD21C**

Deluxe Drawer

Table accepts up to two drawers stacked.

Overall Dimensions Width/Length/Height (in.)	(mm)	Dimensions Inside Bottom (in.)	(mm)	Approx. Pkd. Wt. (lbs.)	(kg)	Cat. No.
24x25 3/4x7 1/2	610x654x191	20x20	508x508	31	13.9	**WTD51S**

Let's Chat.

www.metro.com

Customer Service
1.800.992.1776

Take
advantage
of every
square inch.

qwikTrack®
Top-Track®

HIGH-DENSITY STORAGE & SEISMIC SHELVING

High-Density Movable Aisle Shelving 108-111
Vertical High-Density Shelving 112-116
Seismic Shelving 117-121

So smart...

qwikTRAK® High-Density Storage

BOOST STORAGE SPACE BY UP TO **50%** WITH NO ADDED CONSTRUCTION COSTS.

NSF

qwikTRAK key facts

The aluminum and stainless steel floor tracks provide a smooth, gliding surface for mobile units.

- Mobile units are designed to move easily and store heavy weight loads. MetroMax i mobile qwikTRAK units can hold up to 1,200 lbs. (544kg). MetroMax Q, Super Adjustable, and Super Erecta mobile qwikTRAK units can hold up to 2,000 lbs. (907kg). MetroMax 4 units can hold up to 800 lbs. (363kg).
- Floor tracks protect the floors from wear and tear and do not require to be mounted to the floor.
- Floor tracks compensate for rough or choppy floor surfaces.

Double-Deep Configurations can be created where two systems are joined together to increase the overall depth of the storage system for even greater storage capacity.

Choose the shelving type based on the application.
Both single- and double-deep systems can be used with Metro wire shelving (Super Erecta or Super Adjustable Super Erecta) and polymer shelving systems (MetroMax i and MetroMax Q).
Note: MetroMax 4 can be used on single-deep systems.

THE SECRET TO HIGH-DENSITY STORAGE IS THE **ACTIVE AISLE** CONCEPT.

it's dense.

Top-Track® High-Density Storage

NSF

ADA Compliant

Metro Advantage.

All-Polymer Options Available

TRADITIONAL STORAGE USES UP TO 20' OF SPACE

HIGH DENSITY STORAGE . . . THE SMART WAY TO PUT SPACE TO WORK.

11.5'

Top-Track key facts

The guide track is positioned above the shelving system.

- Floors are easy to clean.
- Utility carts can easily be rolled into and out of the active aisle.
- The guide track compensates for uneven floor surfaces and keeps units in alignment.
- Mobile units are designed to address medium-duty applications. The weight capacity of a Top-Track mobile unit is 900 lb. (410kg).

Choose the shelving type based on your application.

Top-Track (single deep) can be used with Metro wire shelving (Super Erecta or Super Adjustable Super Erecta) and polymer shelving systems (MetroMax i and MetroMax Q).

Double-Deep configurations can be created when two systems are joined together to increase the overall depth of the storage system for even greater storage capacity. Double-Deep Top-Track is only available for Super Erecta and Super Adjustable Super Erecta style shelving.

qwikTRAK Storage System — {11.15}

Super Erecta, Super Erecta Pro, Super Adjustable, MetroMax Q, MetroMax i, MetroMax 4

MetroMax i qwikTRAK

Getting started:

Document the available floor space

- Actual length: Nominal track length + the nominal width of each end unit + 3" (76mm)
- Actual width: Nominal Shelf length + 3½" (89mm)
- Actual height of a mobile qwikTRAK unit is: Nominal post height + 4.5" (115mm)

It is recommended that the tracks are installed at least 2" (52mm) from the wall.

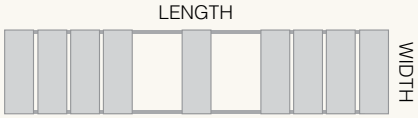

Shelves Sold Separately

MetroMax i — Pg. 12
MetroMax 4 — Pg. 14
MetroMax Q — Pg. 16
Super Erecta — Pg. 42
Super Adjustable — Pg. 37
Super Erecta Pro — Pg. 34

Choosing shelves: All end, intermediate, and mobile units must be 18" (457mm) or wider. Each stationary end and intermediate unit must have a minimum of four shelves. Super Adjustable shelves may be used for all tiers.

Stationary End Unit Kit (Choose one kit for each system)

Includes 74" high posts (1880mm) high stationary posts, and hardware necessary for connecting stationary end units to tracks. Shelves are sold separately.

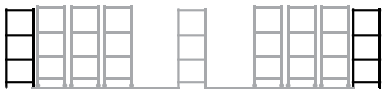

Super Erecta, Super Erecta Pro, Super Adjustable Super Erecta					MetroMax Q Steel Posts			MetroMax Polymer Posts		
Approx. Pkd. Wt. (lbs.)	(kg)	Cat. No. Chrome-Plated	✓ Cat. No. Metroseal 3 with Microban®	Cat. No. Stainless Steel	Approx. Pkd. Wt. (lbs.)	(kg)	Cat. No.	Approx. Pkd. Wt. (lbs.)	(kg)	Cat. No.
39.6	18.0	BTEC	BTEK3	BTES	42.0	19.1	BTEQ3	25.0	11.4	BTEX3

Stationary Intermediate Units

Required when overall desired track length exceeds 21' (6405mm). Optional when track length is under 21' (6405mm). Includes 74" high posts (1880mm) high stationary posts, and hardware necessary for connecting one stationary intermediate unit to tracks. Shelves are sold separately.

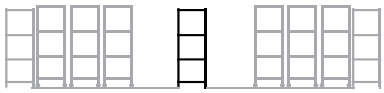

Super Erecta, Super Erecta Pro, Super Adjustable Super Erecta					MetroMax Q Steel Posts			MetroMax Polymer Posts		
Approx. Pkd. Wt. (lbs.)	(kg)	Cat. No. Chrome-Plated	✓ Cat. No. Metroseal 3 with Microban®	Cat. No. Stainless Steel	Approx. Pkd. Wt. (lbs.)	(kg)	Cat. No.	Approx. Pkd. Wt. (lbs.)	(kg)	Cat. No.
22.6	10.3	BTAC	BTAK3	BTAS	24.2	11.0	BTAQ3	15.7	7.1	BTAX3

Mobile Units (One kit required per mobile unit)

Includes four 74" (1880mm) high mobile posts, four casters, donut bumpers, and other hardware to assemble a mobile unit. Shelves are sold separately.

Under normal conditions, aisle width of 30"-36" (760-914mm) is recommended. The storage of very large objects within the system, however, may require an aisle width larger than 36" (914mm).

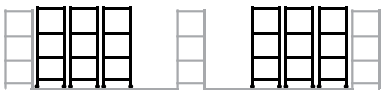

Super Erecta, Super Erecta Pro, Super Adjustable Super Erecta					MetroMax Q Steel Posts			MetroMax Polymer Posts		
Approx. Pkd. Wt. (lbs.)	(kg)	Cat. No. Chrome-Plated	✓ Cat. No. Metroseal 3 with Microban®	Cat. No. Stainless Steel	Approx. Pkd. Wt. (lbs.)	(kg)	Cat. No.	Approx. Pkd. Wt. (lbs.)	(kg)	Cat. No.
25.0	11.4	BTMC	BTMK3	BTMS	27.0	12.3	BTMQ3	18.5	8.4	BTMX3

Note: Casters feature an acetyl grooved wheel. Chrome plated (BTMC) includes casters with plated steel components. BTMK3/BTMS/BTMQ3/BTMX3 include casters with stainless components.

Track Sets Includes tracks and hardware needed to assemble track runs up to 21' (6400mm).

Length (ft.)	(mm)	Approx. Pkd. Wt. (lbs.)	(kg)	Cat. No.	Length (ft.)	(mm)	Approx. Pkd. Wt. (lbs.)	(kg)	Cat. No.
2.5	762	4	1.8	BTS2.5NA	14	4267	19	8.6	BTS14NA
6	1828	9	4.1	BTS6NA	15	4572	21	9.5	BTS15NA
7	2135	10	4.5	BTS7NA	16	4877	22	10.0	BTS16NA
8	2440	11	5.0	BTS8NA	17	5182	23	10.5	BTS17NA
9	2743	13	5.9	BTS9NA	18	5486	25	11.4	BTS18NA
10	3048	14	6.4	BTS10NA	19	5791	26	11.8	BTS19NA
11	3352	15	6.8	BTS11NA	20	6096	27	12.3	BTS20NA
12	3657	17	7.7	BTS12NA	21	6400	29	13.2	BTS21NA
13	3962	18	8.2	BTS13NA					

Note: BTS2.5NA includes a joining kit to connect the tracks to other track sets.

✓ Indicates antimicrobial product.

Notes:

1. qwikTRAK is available with 74" posts (1880mm) as standard. Requests for TALLER posts must be reviewed by Metro Engineering. For applications requiring posts SHORTER than 74" (1880mm), contact your Metro representative.
2. Existing Metro Super Erecta, Super Adjustable, MetroMax Q, and MetroMax i shelving units can be retrofitted as part of a qwikTRAK installation.
3. Weight capacities for standard qwikTRAK: Super Erecta, Super Adjustable, MetroMax Q systems are designed to hold up to 2,000 lbs. (907kg) per shelving unit. MetroMax i stationary units can hold up to 2,000 lbs. (907kg); MetroMax i mobile units can hold up to 1,200 lbs. (544kg) per unit. MetroMax 4 stationary units can hold up to 2,000 lbs. (907kg); MetroMax 4 mobile units can hold up to 800 lbs. (363kg) per unit; mobile MetroMax 4 unit must use a MetroMax i bottom shelf.
4. Added rigidity for heavily loaded systems. Super Erecta standard adjustment shelves provide the most rigid wire shelving mobile units; Recommended when configuring systems using 60" and 72" long shelves subject to the heaviest loads and frequent movement (multiple times daily). MetroMax Q epoxy coated steel posts may be used with MetroMax i shelves for added rigidity when managing sensitive packaged items and heavier unit loads; steel posts are corrosion resistant.

Double-Deep qwikTRAK Storage System — {11.15}

Super Erecta, Super Erecta Pro, Super Adjustable, MetroMax Q, MetroMax i

Getting started:

Document the available floor space

- Actual length: Nominal track length + the nominal width of each end unit + 3" (76mm)
- Actual width: Nominal Shelf length + 3½" (89mm)
- Actual height of a mobile qwikTRAK unit is: Nominal post height + 4.5" (115mm)

It is recommended that the tracks are installed at least 2" (52mm) from the wall.

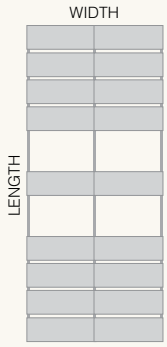

Shelves Sold Separately

MetroMax i — Pg. 12
MetroMax 4 — Pg. 14
MetroMax Q — Pg. 16
Super Erecta — Pg. 42
Super Adjustable — Pg. 37
Super Erecta Pro — Pg. 34

Choosing shelves: All end, intermediate, and mobile units must be 18" (457mm) or wider. Each stationary end and intermediate unit must have a minimum of four shelves. Super Adjustable shelves may be used for all tiers; Mobile units require standard Super Erecta for top and bottom shelves.

Stationary End Unit Kit (Choose One per double-deep System)

Includes 74" high posts (1880mm) high stationary posts, and hardware necessary for connecting stationary end units to tracks. Shelves are sold separately

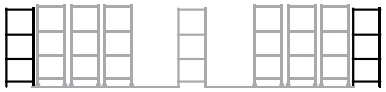

Super Erecta, Super Erecta Pro, Super Adjustable Super Erecta					MetroMax Q Steel Posts			MetroMax Polymer Posts		
Approx. Pkd. Wt. (lbs.)	(kg)	Cat. No. Chrome-Plated	✓ Cat. No. Metroseal 3 with Microban®	Cat. No. Stainless Steel	Approx. Pkd. Wt. (lbs.)	(kg)	Cat. No.	Approx. Pkd. Wt. (lbs.)	(kg)	Cat. No.
73.6	33.5	LBTEC	LBTEK3	LBTES	76.3	34.7	LBTEQ3	42.3	19.2	LBTEX3

Stationary Intermediate Units

Includes 74" high posts (1880mm) high stationary posts and hardware necessary for connecting one double-deep stationary intermediate unit to tracks and anchoring tracks to the floor. Shelves are sold separately.

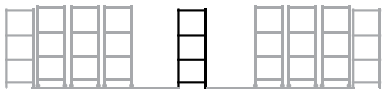

Super Erecta, Super Erecta Pro, Super Adjustable Super Erecta					MetroMax Q Steel Posts			MetroMax Polymer Posts		
Approx. Pkd. Wt. (lbs.)	(kg)	Cat. No. Chrome-Plated	✓ Cat. No. Metroseal 3 with Microban®	Cat. No. Stainless Steel	Approx. Pkd. Wt. (lbs.)	(kg)	Cat. No.	Approx. Pkd. Wt. (lbs.)	(kg)	Cat. No.
39.6	18.0	LBTAC	LBTAK3	LBTAS	41.3	18.8	LBTAQ3	24.3	11.0	LBTAX3

Mobile Units (One kit required per Double-Deep Mobile Unit)

Includes (8) 74" (1880mm) high –UP posts, (4) V-groove casters, (1) stainless steel center channel caster assembly, donut bumpers, Tie Bar Brackets, and other hardware. Shelves are sold separately.

Under normal conditions, aisle width of 30"-36" (760-914mm) is recommended. The storage of very large objects within the system, however, may require an aisle width larger than 36" (914mm).

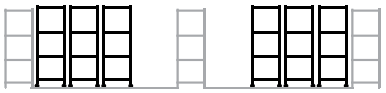

Super Erecta, Super Erecta Pro, Super Adjustable Super Erecta					MetroMax Q Steel Posts	MetroMax Polymer Posts
Shelf Width (in.)	(mm)	Cat. No. Chrome	✓ Cat. No. Metroseal 3 with Microban®	Cat. No. Stainless Steel	Cat. No.	Cat. No.
18	457	LBTM18C	LBTM18K3	LBTM18S	LBTM18Q3	LBTM18X3
21	530	LBTM21C	LBTM21K3	LBTM21S	LBTM21Q3	—
24	610	LBTM24C	LBTM24K3	LBTM24S	LBTM24Q3	LBTM24X3

Note: Casters feature acetyl grooved wheel. Chrome kit includes casters with steel components. Metroseal 3/Stainless Steel/MetroMax Q/MetroMax i kits include casters with stainless components.

Track Sets Includes tracks and hardware needed to assemble Double-Deep qwikTRAK systems up to 21' (6400mm).

Length (ft.)	(mm)	Approx. Pkd. Wt. (lbs.)	(kg)	Cat. No.	Length (ft.)	(mm)	Approx. Pkd. Wt. (lbs.)	(kg)	Cat. No.
2.5	762	4	1.8	LBTS2.5NA	14	4267	19	8.6	LBTS14NA
6	1828	9	4.1	LBTS6NA	15	4572	21	9.5	LBTS15NA
7	2135	10	4.5	LBTS7NA	16	4877	22	10.0	LBTS16NA
8	2440	11	5.0	LBTS8NA	17	5182	23	10.5	LBTS17NA
9	2743	13	5.9	LBTS9NA	18	5486	25	11.4	LBTS18NA
10	3048	14	6.4	LBTS10NA	19	5791	26	11.8	LBTS19NA
11	3352	15	6.8	LBTS11NA	20	6096	27	12.3	LBTS20NA
12	3657	17	7.7	LBTS12NA	21	6400	29	13.2	LBTS21NA
13	3962	18	8.2	LBTS13NA					

Note: LBTS2.5NA includes a joining kit to connect the track to other track sets.

✓ Indicates antimicrobial product.

Notes:

1. qwikTRAK is available with 74" posts (1880mm) as standard. Requests for TALLER posts must be reviewed by Metro Engineering. For applications requiring posts SHORTER than 74" (1880mm), contact your Metro representative.
2. Maximum allowable shelf length for use with a double-deep system is 60" (1524mm).
3. The maximum width of a double-deep configuration is 10'6" (3200mm). (i.e., two systems, each having 60" (1524mm) long shelves, plus 6" (150mm) for qwikTRAK components.
4. Weight capacities: Double Deep Mobile Units — Super Erecta/Super Adjustable, Super Erecta/MetroMax Q: 3,000 lbs. (1364kg) evenly distributed. MetroMax i: 1,800 lbs. (818kg) evenly distributed. Stationary End and Intermediate Units — Each end and intermediate double deep unit consists of two independent stationary shelving units positioned side by side. Each shelving unit has a maximum weight capacity of 2,000 lbs. (907kg).

THE ONLY ALL-POLYMER SHELVING

strong enough for overhead track systems.

NSF® · CLEAN DESIGN · PROTECTION THAT LIVES ON MICROBAN® · SUPPORTS GOOD HACCP PROCESSES

Top-Track Storage System — {9.29}

Polymer Shelving — MetroMax i, MetroMax 4, MetroMax Q

Stationary End Unit Kit (Order one per Top-Track system)

Includes hardware and components to connect track sets to two stationary end units. 86" (2185mm) posts included. Shelves are ordered separately.

Fits Shelf Width (in.)	(mm)	i&4 Cat. No. End Unit Kit	Q Cat. No. End Unit Kit
18	457	MXTTE18	MQTTE18
21	530	MXTTE21	MQTTE21
24	610	MXTTE24	MQTTE24

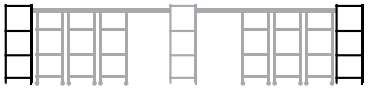

Stationary Intermediate Unit Kit

Required when overall desired track length exceeds 21' (6405mm). Optional when track length is under 21' (6405mm). Includes 74" high posts (1880mm) hig h stationary posts, and hardware necessary for connecting one stationary intermediate unit to tracks. Shelves are sold separately.

Fits Shelf Width (in.)	(mm)	i&4 Cat. No. Intermediate Unit Kit	Q Cat. No. Intermediate Unit Kit
18	457	MXTTA18	MQTTA18
21	530	MXTTA21	MQTTA21
24	610	MXTTA24	MQTTA24

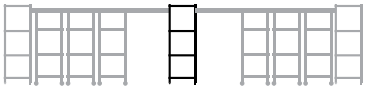

Mobile Unit Kit (Order one per mobile unit)

Kit includes 74" (1880mm) posts, rigid casters, caster channels, bumpers, and roller assemblies. Shelves are sold separately.

Fits Shelf Width (in.)	(mm)	i&4 Cat. No. with Plated Casters	i&4 Cat. No. with Stainless Casters	Q Cat. No. with Plated Casters	Q Cat. No. with Stainless Casters
18	457	MXTTM18C	MXTTM18S	MQTTM18C	MQTTM18S
21	530	MXTTM21C	MXTTM21S	MQTTM21C	MQTTM21S
24	610	MXTTM24C	MXTTM24S	MQTTM24C	MQTTM24S

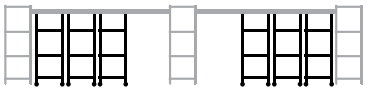

Track Sets (One track set is required between stationary units)

Includes necessary sections of track for assembling track runs of 6' to 21' (1830-6405mm).

Length (feet)	(mm)	Approx. Pkd. Wt. (lbs.)	(kg)	Cat. No.	Length (feet)	(mm)	Approx. Pkd. Wt. (lbs.)	(kg)	Cat. No.
2½	762	15	6.8	TTS2.5NA	14	4267	98	44.1	TTS14NA
6	1828	40.5	18.2	TTS6NA	15	4572	106.5	47.9	TTS15NA
7	2135	47.5	21.3	TTS7NA	16	4877	113.5	51	TTS16NA
8	2440	56	25.2	TTS8NA	17	5182	121	54.4	TTS17NA
9	2743	62.5	28.1	TTS9NA	18	5486	128	51.6	TTS18NA
10	3048	69.5	31.2	TTS10NA	19	5791	135	60.7	TTS19NA
11	3353	76.5	34.4	TTS11NA	20	6096	142	63.9	TTS20NA
12	3657	83.5	37.5	TTS12NA	21	6400	149	67	TTS21NA
13	3962	92	41.4	TTS13NA					

Note: TTS2.5NA includes a joining kit to connect the tracks to longer track sections.

Getting started:

Document the available floor space

- Actual length: Nominal track length + the nominal width of each end unit + 2" (51mm)
- Actual width: Nominal Shelf length + 3½" (89mm)
- Actual height of system is approx. 87" (2210mm)

It is recommended that the tracks are installed at least 5" (127mm) from the wall.

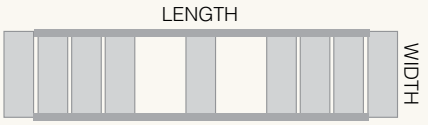

Shelves Sold Separately

MetroMax i — Pg. 12
MetroMax 4 — Pg. 14
MetroMax Q — Pg. 16

The system compensates for uneven floor surfaces. Floor should be smooth and free from large cracks or raised obstacles. Maximum load capacity for mobile units is 900 lbs. (400kg).

Under normal conditions, aisle width of 30"-36" (760-914mm) is recommended. The storage of very large objects within the system, however, may require an aisle width larger than 36" (914mm).

Notes:

1. Mobile, stationary end, and intermediate units must have a minimum of 4 shelves.
2. Mobile Units: If 18" (457mm) wide mobile units are planned, the maximum allowable size shelf is 60" (1524mm) long. If 18" (457mm) wide by 60" (1524mm) long mobile units are planned, a maximum of five 18" (457mm) mobile units are allowable between two stationary units. 18" (457mm), 21" (530mm) and 24" (610mm) wide mobile units can be intermixed in a given system. The standard system requires 74" (1880mm) posts on the mobile units. Recommended maximum load rating for a mobile unit is 900 lbs. (410kg).
3. To accommodate bumpers, the actual size of a mobile unit is 2.5" (63.5mm) wider than the shelf width shown. For example, an 18"(457mm) wide unit is actually 20.5" (521mm).
4. MetroMax Q epoxy coated steel posts may be used with MetroMax i shelves for added rigidity; steel posts are corrosion resistant.

Top-Track Storage System — {11.12}

Wire Shelving — Super Erecta, Super Erecta Pro, Super Adjustable

Super Erecta® Top-Track®

Getting started:

Document the available floor space

- Actual length: Nominal track length + the nominal width of each end unit + 2" (51mm)
- Actual width: Nominal Shelf length + 3½" (89mm)
- Actual height of systemt is approx. 87" (2210mm)

It is recommended that the tracks are installed at least 5" (127mm) from the wall.

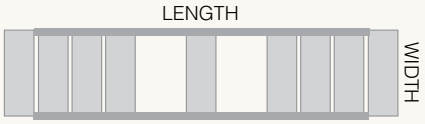

Shelves Sold Separately

Super Erecta — Pg. 42
Super Adjustable — Pg. 37
Super Erecta Pro — Pg. 34

Choosing shelves: Each stationary end and intermediate unit must have a minimum of four shelves. For all Super Adjustable applications, the top and bottom shelves must be round collar Super Erecta shelves. All shelves are ordered separately.

Stationary End Unit Kits (One kit is required per single system)

Includes hardware necessary for connecting stationary end units to track. 86" (2185mm) posts are included. Shelves sold separately.

Shelf Width (in.)	(mm)	Approx. Pkd. Wt. (lbs.)	(kg)	Cat. No. Chrome-Plated	Cat. No. Metroseal 3 with Microban®	Cat. No. Stainless Steel
18	457	11	4.9	TTE18C	TTE18K3	TTE18S
21	530	11.5	5.1	TTE21C	TTE21K3	TTE21S
24	610	12	5.4	TTE24C	TTE24K3	TTE24S

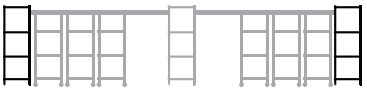

Stationary Intermediate Units

Required when overall desired track length exceeds 21' (6405mm). Optional when track length is under 21' (6405mm). Includes 74" high posts (1880mm) high stationary posts, and hardware necessary for connecting one stationary intermediate unit to tracks. Shelves are sold separately.

Shelf Width (in.)	(mm)	Approx. Pkd. Wt. (lbs.)	(kg)	Cat. No. Chrome-Plated	Cat. No. Metroseal 3 with Microban®	Cat. No. Stainless Steel
18	457	7.5	3.3	TTA18C	TTA18K3	TTA18S
21	530	8	3.6	TTA21C	TTA21K3	TTA21S
24	610	8.5	3.8	TTA24C	TTA24K3	TTA24S

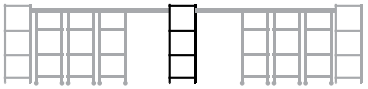

Mobile Unit Kits (One kit required per mobile unit)

Kit includes special 74" (1880mm) posts, casters/caster channels, donut bumpers, and roller bearing assemblies. Shelves are sold separately.

If 18" wide mobile units are planned, the maximum allowable length shelf is 60" (1524mm) long. If 18" (457mm) wide by 60" (1524mm) long mobile units are planned, a maximum of five 18" (457mm) mobile units are allowable between two stationary units. 18" (457mm), 21" (530mm), 24" (610mm) wide mobile units can be intermixed in a given system.

Under normal conditions, aisle width of 30"-36" (760-914mm) is recommended. The storage of very large objects within the system, however, may require an aisle width larger than 36" (914mm).

Shelf Width (in.)	(mm)	Overall Width (in.)	(mm)	Approx. Pkd. Wt. (lbs.)	(kg)	Cat. No. Chrome-Plated	Cat. No. Metroseal 3 with Microban®	Cat. No. Stainless Steel
18	457	20¼	514	32	14.4	TTM18C	TTM18K3	TTM18S
21	530	23¼	590	33	14.8	TTM21C	TTM21K3	TTM21S
24	610	26¼	667	34	15.3	TTM24C	TTM24K3	TTM24S

Note: Casters feature wheels with polyurethane tread. Chrome plated kits include casters with plated steel components. Metroseal 3 and Stainless Steel kits include casters with stainless steel components.

Track Sets Includes tracks and hardware needed to assemble track runs up to 21' (6400mm).

Length (feet)	(mm)	Approx. Pkd. Wt. (lbs.)	(kg)	Cat. No.	Length (feet)	(mm)	Approx. Pkd. Wt. (lbs.)	(kg)	Cat. No.
2½	762	15	6.8	TTS2.5NA	14	4267	98	44.1	TTS14NA
6	1828	40.5	18.2	TTS6NA	15	4572	106.5	47.9	TTS15NA
7	2135	47.5	21.3	TTS7NA	16	4877	113.5	51	TTS16NA
8	2440	56	25.2	TTS8NA	17	5182	121	54.4	TTS17NA
9	2743	62.5	28.1	TTS9NA	18	5486	128	51.6	TTS18NA
10	3048	69.5	31.2	TTS10NA	19	5791	135	60.7	TTS19NA
11	3353	76.5	34.4	TTS11NA	20	6096	142	63.9	TTS20NA
12	3657	83.5	37.5	TTS12NA	21	6400	149	67	TTS21NA
13	3962	92	41.4	TTS13NA					

Note: TTS2.5NA includes a joining kit to connect the tracks to longer track sections.

Additional Notes:

1. To accommodate bumpers, the actual size of a mobile unit is 2.5" (63.5mm) wider than the shelf width shown. For example, an 18" (457mm) wide unit is actually 20.5" (52mm).
2. Recommended maximum load rating for a mobile unit is 900 lbs. (410kg). Floor should be level, smooth, and free from large cracks and raised obstacles.
3. Added rigidity for heavily loaded systems. Super Erecta standard adjustment shelves provide the most rigid wire shelving mobile units; Recommended when configuring systems using 60" (1524mm) and 72" (1829mm) long shelves subject to the heaviest loads and frequent movement (multiple times daily).

Easy Order with one Part #.

Get all you need to create efficient high-density storage under one simple part number.

10ft. Fits spaces 10ft. and over

Complete System Length (ft./in.)	(mm)	System Width (in.)	(mm)	Chrome Top-Track Easy Order Model	Super Erecta Pro Top-Track Easy Order Model
9' 7"	2921	48	1219	**TT10-E2148M1848C**	**TT10-E2148M1848P**
9' 7"	2921	60	1524	**TT10-E2160M1860C**	**TT10-E2160M1860P**

Models Contain
(1) 6' Track Set, (8) 86" Posts, (1) 18" Tie Bar End Kit, (8) 74" Top Trk Mobile Posts, (2) 18" Mobile Kits, (16) Shelves

Note: Chrome systems use chrome posts and plated casters. SE Pro uses Metroseal 3 Posts and Stainless casters.

21" (530mm) End Width
18" (457mm) Mobile Width
48" (1219mm) or 60" (1524mm) Shelf Length

12ft. Fits spaces 12ft. and over

Complete System Length (ft./in.)	(mm)	System Width (in.)	(mm)	Chrome Top-Track Easy Order Model	Super Erecta Pro Top-Track Easy Order Model
11' 7"	3531	48	1219	**TT12-E2448M1848C**	**TT12-E2448M1848P**
11' 7"	3531	60	1524	**TT12-E2460M1860C**	**TT12-E2460M1860P**

Models Contain
(1) 7.5' Track Set, (8) 86" Posts, (1) 18" Tie Bar End Kit, (12) 74" Top Trk Mobile Posts, (3) 18" Mobile Kits, (20) Shelves

Note: Chrome systems use chrome posts and plated casters. SE Pro uses Metroseal 3 Posts and Stainless casters.

24" (610mm) End Width
18" (457mm) Mobile Width
48" (1219mm) or 60" (1524mm) Shelf Length

14ft. Fits spaces 14ft. and over

Complete System Length (ft./in.)	(mm)	System Width (in.)	(mm)	Chrome Top-Track Easy Order Model	Super Erecta Pro Top-Track Easy Order Model
13' 7"	4140	48	1219	**TT14-E2448M1848C**	**TT14-E2448M1848P**
13' 7"	4140	60	1524	**TT14-E2460M1860C**	**TT14-E2460M1860P**

Models Contain
(1) 9.5' Track Set, (8) 86" Posts, (1) 18" Tie Bar End Kit, (16) 74" Top Trk Mobile Posts, (4) 18" Mobile Kits, (24) Shelves

Note: Chrome systems use chrome posts and plated casters. SE Pro uses Metroseal 3 Posts and Stainless casters.

24" (610mm) End Width
18" (457mm) Mobile Width
48" (1219mm) or 60" (1524mm) Shelf Length

16ft. Fits spaces 16ft. and over

Complete System Length (ft./in.)	(mm)	System Width (in.)	(mm)	Chrome Top-Track Easy Order Model	Super Erecta Pro Top-Track Easy Order Model
15' 7"	4750	48	1219	**TT16-E2448M2448C**	**TT16-E2448M2448P**
15' 7"	4750	60	1524	**TT16-E2460M2460C**	**TT16-E2460M2460P**

Models Contain
(1) 11.5' Track Set, (8) 86" Posts, (1) 18" Tie Bar End Kit, (16) 74" Top Trk Mobile Posts, (4) 18" Mobile Kits, (24) Shelves.

Note: Chrome systems use chrome posts and plated casters. SE Pro uses Metroseal 3 Posts and Stainless casters.

24" (610mm) End Width
24" (610mm) Mobile Width
48" (1219mm) or 60" (1524mm) Shelf Length

The numbers don't lie...

30% More Storage.

Conventional 16' of Storage

16' of Top-Track Storage



Double-Deep Top-Track Storage System — {11.12}

Wire Shelving — Super Erecta, Super Erecta Pro, Super Adjustable

Stationary End Units (One kit required for entire double deep configuration)

Includes hardware necessary for connecting stationary end units in double-deep systems and connecting to an overhead track set. 86" (2185mm) posts included. Shelves sold separately.

Shelf Width (in.)	Shelf Width (mm)	Approx. Pkd. Wt. (lbs.)	Approx. Pkd. Wt. (kg)	Cat. No. Chrome-Plated
18	457	33	14.8	**LTTE18C**
21	530	37	16.6	**LTTE21C**
24	610	41	18.4	**LTTE24C**

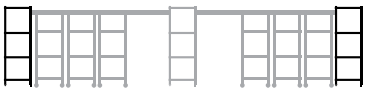

Stationary Intermediate Units (One kit required for Intermediate units connected end-to-end)

Includes hardware necessary for connecting intermediate units in double-deep systems and connecting to an overhead track set on each side. 86" (2185mm) posts included.

Shelf Width (in.)	Shelf Width (mm)	Approx. Pkd. Wt. (lbs.)	Approx. Pkd. Wt. (kg)	Cat. No. Chrome-Plated
18	457	18	8	**LTTA18C**
21	530	20	9	**LTTA21C**
24	610	22	9.9	**LTTA24C**

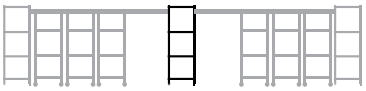

Mobile Unit Kits (One kit required per mobile unit)

Includes posts, casters, caster channels, donut bumpers, roller bearing assemblies, and tie-together hardware to connect two mobile units.

Shelf Width (in.)	Shelf Width (mm)	Overall Width (in.)	Overall Width (mm)	Approx. Pkd. Wt. (lbs.)	Approx. Pkd. Wt. (kg)	Cat. No. Chrome-Plated
18	457	20 1/4	514	72	32.4	**LTTM18C**
21	530	23 1/4	590	75	33.7	**LTTM21C**
24	610	26 1/4	667	78	35	**LTTM24C**

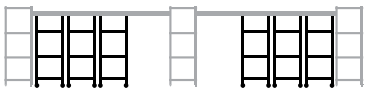

Track Sets

Includes necessary sections of track for assembling track runs up to 21' (6400mm). For track sizes within the even 1-foot (305mm) increments, contact your Metro representative. Only one track setis required between stationary units.

Length (feet)	Length (mm)	Approx. Pkd. Wt. (lbs.)	Approx. Pkd. Wt. (kg)	Cat. No.	Length (feet)	Length (mm)	Approx. Pkd. Wt. (lbs.)	Approx. Pkd. Wt. (kg)	Cat. No.
2 1/2	762	15	6.8	**TTS2.5NA**	14	4267	98	44.1	**TTS14NA**
6	1828	40.5	18.2	**TTS6NA**	15	4572	106.5	47.9	**TTS15NA**
7	2135	47.5	21.3	**TTS7NA**	16	4877	113.5	51	**TTS16NA**
8	2440	56	25.2	**TTS8NA**	17	5182	121	54.4	**TTS17NA**
9	2743	62.5	28.1	**TTS9NA**	18	5486	128	51.6	**TTS18NA**
10	3048	69.5	31.2	**TTS10NA**	19	5791	135	60.7	**TTS19NA**
11	3353	76.5	34.4	**TTS11NA**	20	6096	142	63.9	**TTS20NA**
12	3657	83.5	37.5	**TTS12NA**	21	6400	149	67	**TTS21NA**
13	3962	92	41.4	**TTS13NA**					

Note: TTS2.5NA includes a joining kit to connect the tracks to longer track sections.

Notes:

1. Each stationary end and intermediate unit **must** have a minimum of four shelves. For all Super Adjustable applications, the top and bottom shelves must be non "quick adjust" Super Erecta shelves.
2. The standard Double Deep Top-Track system requires the use of 86" (2185mm) posts (i.e., 86P) on the stationary end and intermediate units. **Shelves for the stationary end and intermediate units are sold separately.**
3. The mobile unit kits include special 74" (1880mm) posts with casters. **Shelves for mobile units are sold separately.**
4. Under normal conditions, an aisle width of 30"-36" (760-914mm) is recommended. The storage of very large objects within the system, however, may require an aisle width larger than 36" (914mm).
5. Two intermediate shelving units connected end-to-end are required when the track length exceeds 21 feet (6400mm). Stationary intermediate shelving units may be used at the discretion of the user when track lengths are less than 21 feet (6400mm).
6. The maximum Double Deep system configuration is 10'6" (3200mm) (i.e., two systems, each having 60" (1524mm) long shelves, plus 6" (150mm) for Top-Track components).
7. Ease of rollability for the mobile units is an important consideration in evaluating Top-Track as a possible storage alternative. The floor should be level, smooth, and free form large cracks and raised obstacles. Two mobile shelving units connected end-to-end and loaded with between 800 to 1,200 lbs. (365-550kg) will require a human effort range (in lbs. of human force) of between 18-24 lbs. (8-11kg) to move the unit from a complete stop. Subjectively, an average 110 lb. (50kg) person will perceive this as acceptable effort levels. For loads over 1,200 lbs. (550kg), contact your Metro representative.
8. Mobile units should have the top shelf positioned as close as possible to the track.
9. To accommodate bumpers, the actual size of a mobile unit is 2.5" (63.5mm) wider than the shelf width shown. For example, an 18" (457mm) wide unit is actually 20.5" (52mm).
10. To calculate the overall length of a Super Erecta Top Track System, add the following: Nominal track length + Nominal widths of each end unit + 1.5" (38mm).

Getting started:

Document the available floor space

- Actual length: Nominal track length + the nominal width of each end unit + 2" (51mm)
- Actual width: Nominal Shelf length + 3 1/2" (89mm)
- Actual height of systemt is approx. 87" (2210mm)

It is recommended that the tracks are installed at least 5" (127mm) from the wall.

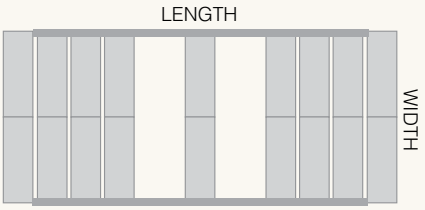

Shelves Sold Separately

Super Erecta — Pg. 42
Super Adjustable — Pg. 37
Super Erecta Pro — Pg. 34

Note: for other finishes please contact your Metro representative.

For Top-Track accessories, see page 118.

Seismic Top-Track® Single Length System

End Unit Kit:

Includes four shelves, four staked posts, bracket bars, sway braces (for top, back, and end), anchor plates, foot plates, tubular braces, clamps, and assembly hardware.

Description	Cat. No.
Kit for 48" (1219mm) Stationary End Unit	SA48TTS
Kit for 54" (1370mm) Stationary End Unit	SA54TTS
Kit for 60" (1524mm) Stationary End Unit	SA60TTS

Strut Kit:

Description	Cat. No.
Kit for 48" (1219mm) Wide Unit	TTB48STRUT
Kit for 54" (1370mm) Wide Unit	TTB54STRUT
Kit for 60" (1524mm) Wide Unit	TTB60STRUT

Note: Floor anchoring hardware not included.

Example: For a complete "Single-Length Top-Track® System," the following would be required: Two Stationary End Units, One Track Set* (11-foot [3355mm] maximum), One Center Strut (if track length exceeds 7 feet), Mobile Units.

Note: Posts and shelves are included in the end and intermediate unit kits. Shelves are sold separately for the mobile unit.

Add track sets and mobile unit kits, refer to page 116.

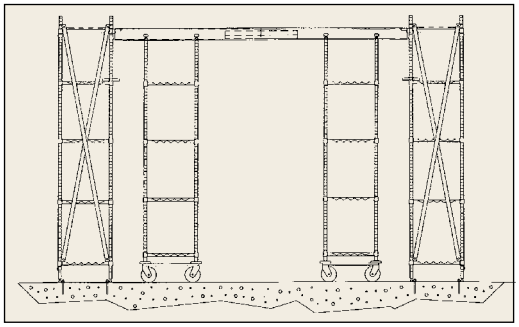

Single-Length System

Seismic Top-Track® Double Length System

End Unit Kits:

Includes four shelves, four staked posts, bracket bars, sway braces (for top, back, and end), anchor plates, foot plates, tubular braces, clamps, and assembly hardware.

Description	Cat. No.
Kit for 48" (1219mm) Stationary End Unit	SA48TTS
Kit for 54" (1370mm) Stationary End Unit	SA54TTS
Kit for 60" (1524mm) Stationary End Unit	SA60TTS

Intermediate Unit Kits:

Includes eight shelves, eight staked posts, bracket bars, sway braces (for top, back, and end), anchor plates, foot plates, tubular braces, clamps, and assembly hardware.

Description	Cat. No.
Kit for 48" (1219mm) Stationary Intermediate Unit	SA48TTIS
Kit for 54" (1370mm) Stationary Intermediate Unit	SA54TTIS
Kit for 60" (1524mm) Stationary Intermediate Unit	SA60TTIS

Strut Kit:

Description	Cat. No.
Kit for 48" (1219mm) Wide Unit	TTB48STRUT
Kit for 54" (1370mm) Wide Unit	TTB54STRUT
Kit for 60" (1524mm) Wide Unit	TTB60STRUT

Note: Floor anchoring hardware not included.

Example: For a complete "Double-Length Top-Track® System," the following would be required: Two Stationary End Units, Two Track Sets* (11-foot [3355mm] maximum), One Intermediate Unit, Two Center Struts (if track length exceeds 7 feet [2135mm]), Mobile Units.*

Note: Posts and shelves are included in the end and intermediate unit kits. Shelves are sold separately for the mobile unit.

Notes:
1. Each installation must have two stationary end units for a single-track length of 7' (2135mm) to 11' (3355mm).
2. A center strut is required for each track section over 7' (2135mm).
3. For track lengths over 11' (3355mm), an intermediate unit is required, thus creating a double-length system.
4. Seismic Top-Track is based upon a weight-loading capacity of 25 lbs. (11kg) per square foot on a four-shelf stationary and mobile units, with maximum of 900 lbs. (408kg) per mobile unit. Additional shelves may be added, but are limited to a maximum load of 25 lbs. (11kg) per cubic foot per unit.
5. A maximum of four 21' (6400mm) or 24" (610mm), or five 18" (457mm) mobile units are allowed per an 11' (3355mm) track length, with no more than a 900 lb. (408kg) weight capacity per mobile unit.
6. Stationary End Units are available in 24"x48" (610x1219mm), 24"x54" (610x1370mm), and 24"x60" (610x1524mm).
7. Seismic Top-Track design is based on the use of HR concrete, at least 5½" (140mm) thick, with a compressive strength of 3,000 psi (211kg/cm). Anchorage is not included.
8. To calculate the overall length of a Super Erecta Top Track System, add the following: Nominal track length + Nominal widths of each end unit + 1.5" (38mm).

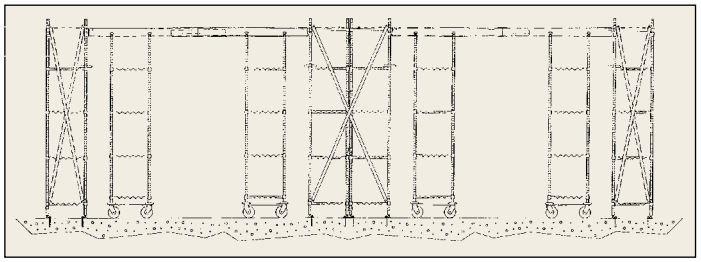

Double-Length System

Add track sets and mobile unit kits, refer to page 116.

See page 120 for Stationary Seismic shelving.

Notes:
1. Floor anchors are not included. The structural engineer of record must verify that the anchorage bolt and building structure are adequate for the applied load.
2. For Seismic Top-Track, the highest load shelf must be no more than 60" (1524mm) from the floor.
3. For Seismic Top-Track, a unit must have no more than four loaded shelves within 60" (1524mm) height.
4. If a fifth shelf is used, it must serve only as a cover and not be used for load bearing.
5. Each shelving unit, whether single or "back-to-back," cannot connect to other shelving units or walls.


Top-Track® Floor Protectors

Top-Track® Floor Pad Protectors — {9.29} {11.12}

Use for both MetroMax Top-Track and Super Erecta Top-Track Systems.

For Track Length (ft.)	(mm)	Cat. No.
6	1828	**FPS6N**
7	2135	**FPS7N**
8	2440	**FPS8N**
9	2743	**FPS9N**
10	3048	**FPS10N**
11	3353	**FPS11N**
12	3657	**FPS12N**
13	3962	**FPS13N**

For Track Length (ft.)	(mm)	Cat. No.
14	4267	**FPS14N**
15	4572	**FPS15N**
16	4877	**FPS16N**
17	5182	**FPS17N**
18	5486	**FPS18N**
19	5791	**FPS19N**
20	6096	**FPS20N**
21	6400	**FPS21N**

Top-Track® Wall Mount Bracket

Top-Track® Wall Mount Bracket — {11.12}

Used to attach one set of tracks to the wall. Eliminates the need for a stationary end unit. Includes one pair of wall brackets and hardware to attach tracks to the wall brackets. Hardware to attach the wall brackets to the wall is NOT included.
Cat. No. **TTWM**

Top-Track® Stop Plate Kit

Top-Track® Stop Plate Kit — {11.12}

Used in conjunction with the Wall Mount Bracket Kit. The stop plates bolt to the underside of the track next to the wall brackets to prevent the mobile units from bumping into the wall.
Cat. No. **TTSTP**

Metro Tip:

Floor pad protectors compensate for soft flooring materials by protecting the floor from wear and tear. For new construction projects, it is recommended that flooring of suitable durability is used in areas where Top-Track will be installed.

qwikTRAK Stop Plate Kit

qwikTRAK Stop Plate Kit — {11.15}

Eliminates the need for a stationary end unit. The kit contains two “L-shaped” stop plates that mount to the ends of the floor tracks. The stop plates prevent a mobile unit from rolling off the end of the tracks.
Cat. No. **BTSP**

Consult your Metro representative for guidance on configuring a qwikTRAK system using this kit.

Stop plates (kit of two) shown mounted to the end plates on the floor tracks.

EFFICIENCY IS ON THE RISE

Short on floor space? Try going vertical.

Super Erecta Hi-Rise Shelving

Super Erecta® Hi-Rise Shelving — {10.17}

- For light-duty storage applications where floor space is at a premium.
- Construct shelving up to 24 feet (7315mm) high — 3 times the height of conventional shelving
- Metro's computerized engineering system assures correct specifications and load rating of Hi-Rise materials for your application.

All Hi-Rise installations must be reviewed and approved by Metro Engineering. Hi-Rise certification plate supplied. Only Super Erecta and Super Adjustable Super Erecta wire shelves (found on pages 37) can be used in Hi-Rise applications. Contact Metro customer service or your local Metro representative for details.

Metro Tip:

One frequently overlooked opportunity to gain additional storage capacity is the efficient use of vertical space. By connecting Super Erecta posts, storage areas may be created that utilize every available cubic foot of unused vertical air space.

Material part numbers will be provided by Metro Product Development upon review of application.

Seismic Shelving Systems

Super Erecta® (SES), Super Adjustable Super Erecta® (SASE), qwikSLOT® (QS), HD Super® (HD), MetroMax® Q (Q)

Seismic Bolt Plates Kits:

For 1" (25mm) diameter, Super Erecta Shelf, Super Adjustable Super Erecta, qwikSLOT stationary post assemblies. Kit includes plate assemblies and hardware to mount plates to posts. Floor anchors are not included.

Description	Qty.	Dimensions (Width/Length/Height) (in.)	(mm)	Cat. No.
One-Post Bolt Plate, 1/4" (6mm)	4	2 7/8x7x1/4	73x178x6	**SASES25BP-1**
Two-Post Bolt Plate, 1/4" (6mm)	2	2 7/8x11x1/4	73x279x6	**SASES25BP-2**
Four-Post Bolt Plate, 1/4" (6mm)	1	2 7/8x11x1/4	73x279x6	**SASES25BP-4**
One-Post Bolt Plate, 1/2" (13mm)	4	7x7x1/2	178x178x13	**SASES50BP-1**
Two-Post Bolt Plate, 1/2" (13mm)	2	7x12x1/2	178x305x13	**SASES50BP-2**
Four-Post Bolt Plate, 1/2" (13mm)	1	7x12x1/2	178x305x13	**SASES50BP-4**

For 1.5" (38mm) diameter HD and trilobal Q stationary post assemblies. Kit includes plates and hardware to mount plates to posts. Floor anchors are not included.

Description	Qty.	Dimensions (Width/Length/Height) (in.)	(mm)	Cat. No.
One-Post Bolt Plate, 1/4" (6mm)	4	2 7/8x7x1/4	73x178x6	**SAQHD25BP-1**
Two-Post Bolt Plate, 1/4" (6mm)	2	2 7/8x11x1/4	73x279x6	**SAQHD25BP-2**
Four-Post Bolt Plate, 1/4" (6mm)	1	2 7/8x11x1/4	73x279x6	**SAQHD25BP-4**
One-Post Bolt Plate, 1/2" (13mm)	4	7x7x1/2	178x178x13	**SAQHD50BP-1**
Two-Post Bolt Plate, 1/2" (13mm)	2	7x12x1/2	178x305x13	**SAQHD50BP-2**
Four-Post Bolt Plate, 1/2" (13mm)	1	7x12x1/2	178x305x13	**SAQHD50BP-4**

Required Components:

For seismic requirements, simply add floor bolt-plates to standard Metro stationary shelving configurations and follow the installation and usage guidelines. Just add floor plates

Example A
Requires one 1-post starter kit. (ie. SASES25BP-1).

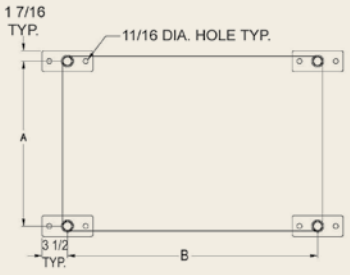

Example B
Requires one starter kit, (ie. SASES25BP-1) and one 2-post adder kit, (ie. SASES25BP-2). Include one additional adder kit for each subsequent shelving unit added to the run.

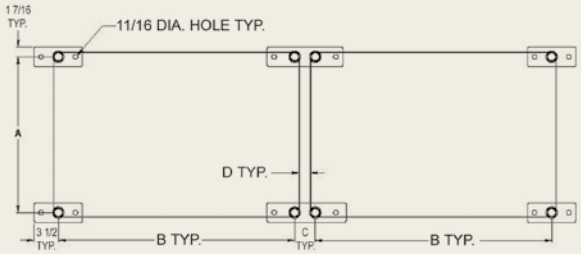

Example C
Requires one 1-post starter kit, (ie. SASES25BP-1), two 2-post adder kits (ie. SASES25BP-2), and one 4-post adder kit, (ie. SASES25BP-4). Include one of each adder kit, (ie, one 2-post kit and one 4-post kit), for each additional pair of shelving units.

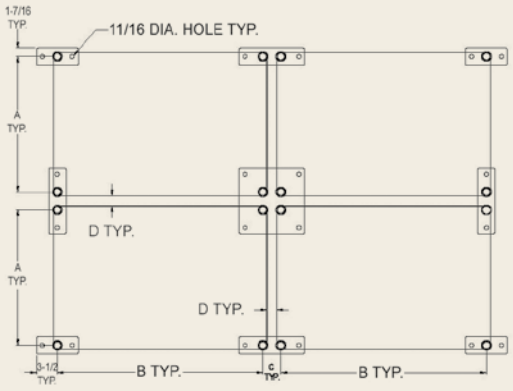

For the latest seismic information visit metro.com/seismic

Super Adjustable® Super Erecta, Super Erecta®, qwikSLOT®

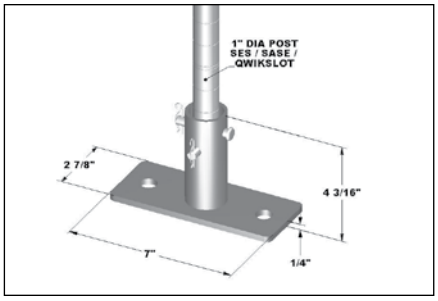

SASES25BP-1

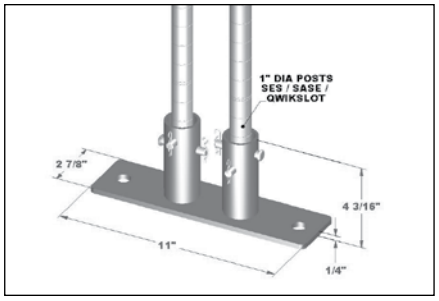

SASES25BP-2

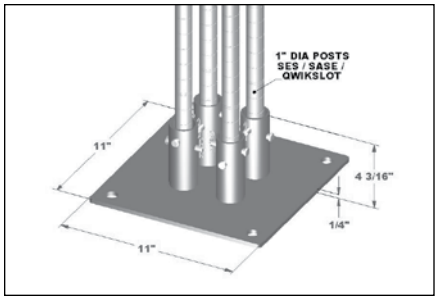

SASES25BP-4

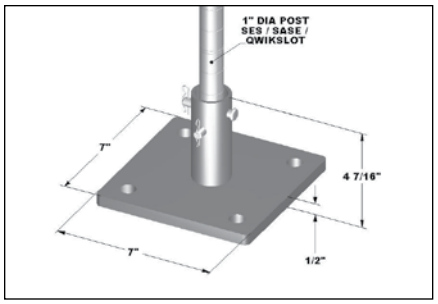

SASES50BP-1

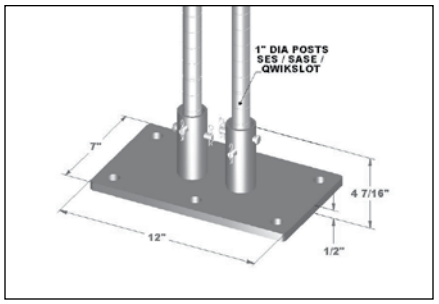

SASES50BP-2

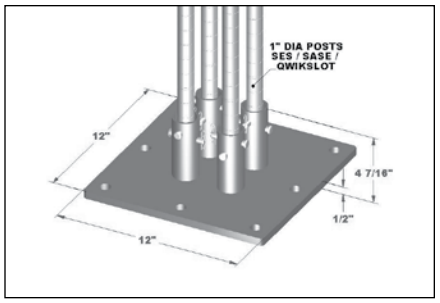

SASES50BP-4

Hint: It is recommended that a donut bumper be specified to cover any spaces between the post and the bolt plate anchor pipe. Specify the donut bumper to match the post type.



Super Erecta, Super Adjustable Super Erecta, qwikSLOT = 9992DB
Super Erecta Shelf HD = 9992H
MetroMax Q = 9992DBX

MetroMax® Q/HD Super

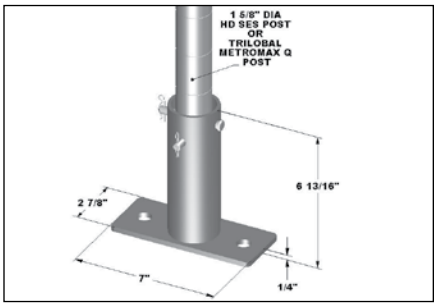

SAQHDS25BP-1

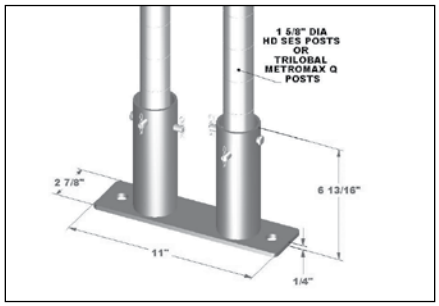

SAQHD25BP-2

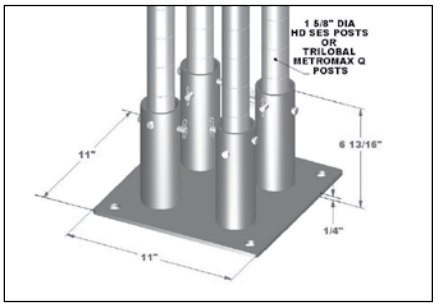

SAQHD25BP-4

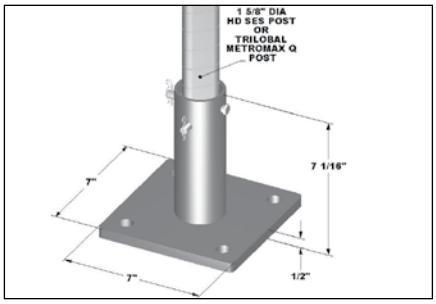

SAQHD50BP-1

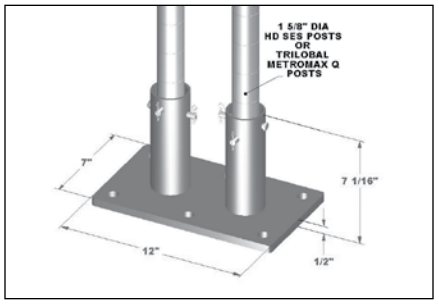

SAQHD50BP-2

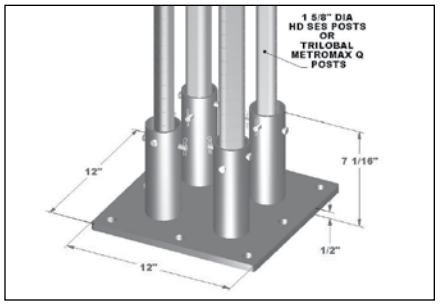

SAQHD50BP-4

METRO
Move,
store &
secure
what
matters
most.

myCart Series®
myFold™
Deep Ledge

UTILITY CARTS, DUNNAGE & SECURITY

Polymer Utility Carts 124-127
Wire & Solid Utility Carts 128-129
Dunnage Racks & Shelves 130-131
Security Storage 132-137

It's myCart, get your own.

Better Containment!

Ship's edge retains small spills and prevents items from sliding off during transport.

Easy & Useful

Easy-grip handle and roomy utility tray

myCart

Utility Cart

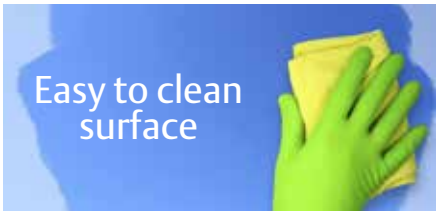

Corrosion proof & impact resistant polymer shelves.

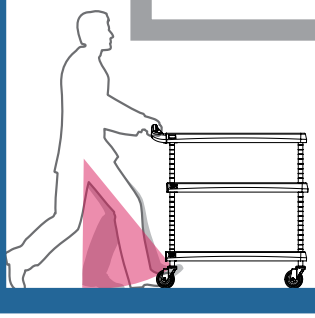

50% more legroom

You won't hit your shins or kick the cart!

Cleanable

- NSF Listed.
- Smooth surfaces easily wipe clean and won't stain.
- Specific models available with Microban® Antimicrobial product protection.

Durable

- Corrosion proof, impact resistant shelves are designed to withstand daily abuse.
- Sturdy construction: 300lb. (136kg), 400lb. (181kg), and 500lb. (227kg) capacity models available.

User Friendly

- Additional legroom puts more distance between the shelves and you. You can push the cart more freely without hitting your shins and feet off the cart.
- Right-sized for common containers and racks.
- Large coved utility tray organizes small items and easily wipes clean.
- Easy-grip handle and four swivel casters ensure easy maneuvering.
- Each cart comes with two personalization labels for easy identification.

Foodservice

Allergen Free Zone myCart! Help control cross-contact and protect your customers by using this cart to prep/transport food for allergen sensitive customers.

Healthcare

A unique color to help distinguish specific products or applications. A cool color with nurturing qualities for departments like pediatrics, labor and delivery.

Grocery

Ideal for storing and transporting items that are required to be kept separate from other items, such as organics.

myCart Series® — {12.29}

> Available in 2-shelf and 3-shelf configurations.
> 7/16" (11mm) deep ship's edge lip around shelf perimeter.
> MY1627 and MY2030 Base Model specs: Chrome posts, 4" (102mm) non-marking swivel casters. 150 lbs. (68kg) capacity per shelf.
> MY2636 Base Model specs: Chrome posts, 5" (127mm) swivel resilient rubber casters, 200 lbs. (90kg) capacity per shelf.

Purple | Gray | Black

Blue

MICROBAN PROTECTION THAT LIVES ON with Microban antimicrobial product protection

Carts

Width/Length/Height (in.)	Width/Length/Height (mm)	Description	Load Rating Per Cart (lbs.)	Load Rating Per Cart (kg)	Approx. Pkd. Wt. (lbs.)	Approx. Pkd. Wt. (kg)	Cat. No. Gray	Cat. No. Black	Cat. No. Blue with Antimicrobial	Cat. No. Purple
18 5/16 x 31 1/2 x 35 1/2	465x800x902	2-shelf base model	300	136	28.5	12.9	**MY1627-24G**	**MY1627-24BL**	**MY1627-24BU**	—
18 5/16 x 31 1/2 x 35 1/2	465x800x902	3-shelf base model	400	181	34	15.4	**MY1627-34G**	**MY1627-34BL**	**MY1627-34BU**	—
23 7/16 x 34 3/8 x 35 1/2	595x873x902	2-shelf base model	300	136	33	15	**MY2030-24G**	**MY2030-24BL**	**MY2030-24BU**	**MY2030-24AP**
23 7/16 x 34 3/8 x 35 1/2	595x873x902	3-shelf base model	400	181	41.5	19	**MY2030-34G**	**MY2030-34BL**	**MY2030-34BU**	**MY2030-34AP**
27 11/16 x 40 1/4 x 36 7/8	703x1022x937	2-shelf base model	400	181	40	18.1	**MY2636-25G**	**MY2636-25BL**	**MY2636-25BU**	—
27 11/16 x 40 1/4 x 36 7/8	703x1022x937	3-shelf base model	500	227	51	23.1	**MY2636-35G**	**MY2636-35BL**	**MY2636-35BU**	—

Accessories

> Utility bin and wastebasket can be easily removed from their holders to empty contents or for routine cleaning.

Width/Height/Depth (in.)	Width/Height/Depth (mm)	Description	Fits Cart	Load Rating (lbs.)	Load Rating (kg)	Approx. Pkd. Wt (lbs.)	Approx. Pkd. Wt (kg)	Cat. No.
17 7/8 x 16 1/4 x 14 3/4	454x413x375	Wastebasket + Holder	MY1627	25	11.3	5.7	2.5	**MYWB1**
23x16 1/4 x14 3/4	584x413x375	Wastebasket + Holder	MY2030	25	11.3	5.8	2.6	**MYWB2**
14 3/8 x 15 3/8 x 10 3/8	365x391x264	Wastebasket Only				2.8	1.3	**MF222**
17 3/8 x 7x15 1/4	454x178x387	Utility Bin + Holder	MY1627	25	11.3	5	2.2	**MYUB1**
23x7x15 1/4	584x178x387	Utility Bin + Holder	MY2030	25	11.3	5.1	2.3	**MYUB2**
16 3/8 x6x11	416x152x279	Utility Bin Only				2	0.9	**UB1**

Wastebasket and Holder


Utility Bin and Holder

Personalization Labels

Personalization labels provide easy identification

> Constructed of polyester material with a clear polyester flap to protect written information from wiping off.

4 3/5"L x 7/8"H (117.5x22.4mm)

Cat. No. **MYCARTLBL-10PK** Pack of 10

Replacement Casters

4" (102mm) non-marking swivel caster. Used with MY1627 and MY2030 models.
Cat. No. **RPBC4M-4** Bag of 4

5" (127mm) swivel resilient rubber caster. Used with MY2636 models.
Cat. No. **5M**, sold individually.

MY1627

Easy-grip handle and utility tray

> Small footprint for tight spaces.
> Accommodates Metro tote boxes and ISO totes.

MY2030

MY2030 cart handle has built-in recessed support channel to manage odd shaped items.

> Right-sized to fit : Glass & dish racks, bussing totes, silverware bins, milk crates.

MY2636

MY2636 cart handle has a built-in slot to hold scanners and labelers.

> Ideal for large bulky items. 5" (127mm) Caster makes cart easier to maneuver. 3-shelf model holds up to 500 lbs.

Indicates antimicrobial product.

My cart folds... **does yours**?

fold.

unfold.

myFold Utility Cart

myFold Utility Cart — {12.27}

> One hand folding to 8" (203mm) wide 41" (1041mm) tall for easy storage
> Ships fully assembled
> Base Model specs: 3 polymer shelves, Stainless steel posts, 4" (102mm) non-marking swivel casters (2) with brake.
> Holds 117 lbs. (53kg) per shelf. 350 lbs. (159kg) total capacity

Width/Length/Height (in.)	(mm)	Description	Approx. Pkd. Wt. (lbs.)	(kg)	Cat. No. Black
16.5x28.9x35.8	420x735x910	3-shelf folding cart	32.4	15.5	**FC1627-34BL**

FOLDS WITH ONE HAND TO ONLY 8"

Fold it.

Pack it up and take it with you. Perfect for off-site locations or storing in tight spaces.

Move it.

350lb. Total Cart Capacity. 2-Swivel and 2-Swivel/Brake non-marking casters. Easy grip handles on both sides.

Deep Ledge Utility Carts —{12.28} NSF

Specially designed with a 2 3/4" (70mm) deep ledge to contain product and spills.

- Polymer shelves are easy to clean and corrosion proof.
- Available colors are gray, black, and blue. Blue contains Microban antimicrobial product protection.
- Available in 2-shelf and 3-shelf models.
- Center shelf option adjusts at 1" (25mm) increments.

Width/Length/Height (in.)	Width/Length/Height (mm)	Description	Approx. Pkd. Wt. (lbs.)	Approx. Pkd. Wt. (kg)	Cat. No.*	Cat. No. Slate Blue with Microban
21 1/2x33 3/4x33 1/4	546x857x845	2-shelf unit	29	31.1	**BC2030-2D**	**BC2030-2DMB**
21 1/2x33 3/4x33 1/4	546x857x845	3-shelf unit	37 1/2	17.0	**BC2030-3D**	**BC2030-3DMB**
27x39 1/2x33 1/4	685x1003x845	2-shelf unit	35	15.9	**BC2636-2D**	**BC2636-2DMB**
27x39 1/2x33 1/4	685x1003x845	3-shelf unit	46 1/2	21.1	**BC2636-3D**	**BC2636-3DMB**

*Add color designation to part number when ordering: Gray (G), Black (BL).
Example: BC2030-3DG = 3-shelf gray cart.

Weight load capacity for
Deep Ledge series.
150 lbs. (68kg) per shelf.
2-shelf model: 300 lbs. (136kg)
3-shelf model: 400 lbs. (181kg)

Gray | Black | Blue

MICROBAN PROTECTION THAT LIVES ON
with Microban antimicrobial product protection

Accessories and Replacement Casters — {12.28}

- Utility Bin and Wastebasket can be easily removed from the holders to empty contents or for routine cleaning.

Description	Fits Cart	Width/Height/Depth (in.)	Width/Height/Depth (mm)	Approx. Pkd. Wt. (lbs.)	Approx. Pkd. Wt. (kg)	Deep Ledge Cat. No.
Wastebasket + Holder	BC2030	21 1/4x27 1/2x13 1/4	540x700x337	8.0	3.8	**BCWB2D**
Utility Bin + Holder	BC2030	21 1/4x7 3/4x14 1/2	540x197x368	6.0	2.7	**BCUB2D**
Wastebasket Only		14 3/8x15 3/8x10 3/8	365x391x264	2.8	1.3	**MF222**
Utility Bin Only		16 3/8x6x11	416x152x279	2.0	0.9	**UB1**
Replacement Caster Kit — All						**RPBC4M-4**

Note: Caster kit contains four 4" (102mm) swivel casters.

Basket Cart NSF

Includes two light-duty basket style shelves, one standard wire shelf, four posts, extended handle, and four 4" diameter swivel casters (two with brakes)

- Basket shelves have a 3 1/2" (89mm) high edge to secure contents during transport.
- Durable chrome finish
- 400 lbs. (182kg) capacity per cart; 150 lbs. (68kg) capacity per shelf
- Ships in one box

*Cart comes in white point-of sale box

Shelf Width/Length (in.)	Shelf Width/Length (mm)	Overall Length (including handle) (in.)	Overall Length (including handle) (mm)	Overall Height (in.)	Overall Height (mm)	Approx. Pkd. Wt. (lbs.)	Approx. Pkd. Wt. (kg)	Cat. No.
18x36	457x914	39 7/8	1013	40 1/8	1020	49	22	**BASCART-SR**

MW200 Series

MW400 Series

MW600 Series

MW700 Series

MW Series Utility Carts — {12.01}{12.05}

- Consist of Super Erecta wire shelves with plastic split sleeves, two one-piece handles of matching finish, and designated casters with donut bumpers.
- Two- and three-tier models available.
- 375 lbs. (170kg) weight capacity per cart. MW carts use light-duty resilient casters.
- 18" (457mm) wide carts have 4" (102mm) casters. Cart is 38" (965mm) high.
- 21" and 24" (530 and 610mm) wide carts have 5" (127mm) casters. Cart is 39" (990mm) high.

Utility Carts with Stainless Steel Solid Shelves

Width/Length (in.)	(mm)	Approx. Pkd. Wt. (lbs.)	(kg)	Cat. No. 2-Shelf	Approx. Pkd. Wt. (lbs.)	(kg)	Cat. No. 3-Shelf
18x24	457x610	40	18.1	**MW103**	48	21.8	**MW203**
18x30	457x760	45	20.4	**MW104**	53	24.0	**MW204**
18x36	457x914	48	21.8	**MW105**	59	26.8	**MW205**
21x36	530x914	54	24.5	**MW106**	74	33.6	**MW206**
24x36	610x914	60	27.2	**MW108**	66	29.9	**MW208**

Utility Carts with 1 Solid, 2 Wire Shelves

Width/Length (in.)	(mm)	Approx. Pkd. Wt. (lbs.)	(kg)	Shelf Material	Handles	Cat. No.
18x24	457x610	43	19.5	Stainless Steel, Chrome	Chrome	**MW401**
18x30	457x760	47	21.3	Stainless Steel, Chrome	Chrome	**MW402**
18x36	457x914	52	23.6	Stainless Steel, Chrome	Chrome	**MW403**
21x36	530x914	59	26.8	Stainless Steel, Chrome	Chrome	**MW404**
24x36	610x914	65	29.5	Stainless Steel, Chrome	Chrome	**MW406**

Utility Carts with 2 Wire Shelves

Width/Length (in.)	(mm)	Approx. Pkd. Wt. (lbs.)	(kg)	Shelf Material	Handles	Cat. No.
18x24	457x610	34	15.4	Chrome	Chrome	**MW601**
18x24	457x610	34	15.4	Stainless Steel	Stainless Steel	**MW602**
18x30	457x760	37	16.8	Chrome	Chrome	**MW603**
18x30	457x760	37	16.8	Stainless Steel	Stainless Steel	**MW604**
18x36	457x914	40	18.1	Chrome	Chrome	**MW605**
18x36	457x914	39	17.7	Stainless Steel	Stainless Steel	**MW606**
21x36	530x914	44	20.0	Chrome	Chrome	**MW607**
21x36	530x914	44	20.0	Stainless Steel	Stainless Steel	**MW608**
24x36	610x914	47	21.3	Chrome	Chrome	**MW611**
24x36	610x914	46	20.9	Stainless Steel	Stainless Steel	**MW612**

Utility Carts with 3 Wire Shelves

Width/Length (in.)	(mm)	Approx. Pkd. Wt. (lbs.)	(kg)	Shelf Material	Handles	Cat. No.
18x24	457x610	39	17.6	Chrome	Chrome	**MW701**
18x24	457x610	38	17.2	Stainless Steel	Stainless Steel	**MW702**
18x30	457x760	43	19.5	Chrome	Chrome	**MW703**
18x30	457x760	42	19.1	Stainless Steel	Stainless Steel	**MW704**
18x36	457x914	47	21.3	Chrome	Chrome	**MW705**
18x36	457x914	45	20.4	Stainless Steel	Stainless Steel	**MW706**
21x36	530x914	50	22.7	Chrome	Chrome	**MW707**
21x36	530x914	50	22.7	Stainless Steel	Stainless Steel	**MW708**
24x36	610x914	60	27.7	Chrome	Chrome	**MW711**
24x36	610x914	57	25.9	Stainless Steel	Stainless Steel	**MW712**

SP Series Utility Carts — {12.10} NSF

- Consist of Super Erecta wire shelves with plastic split sleeves, two one-piece handles of matching finish, and designated casters with donut bumpers.
- Two- and three-tier models available.
- 5" (127mm) casters allow for transport of heavier loads than the MW Series Carts.
- 39" (990mm) high.

2-Tier with 5M casters

Super Erecta Brite finish — 600 lbs. (273kg) capacity per cart

- 5M Resilient Rubber Casters; casters have plated horns and axles.

Shelf Width/Length (in.)	(mm)	2-TIER MODELS Approx. Pkd. Wt. (lbs.)	(kg)	Cat. No. Super Erecta Brite	3-TIER MODELS Approx. Pkd. Wt. (lbs.)	(kg)	Cat. No. Super Erecta Brite
18x36	457x914	40	18	**2SPN33ABR**	50	22.5	**3SPN33ABR**
21x36	530x914	44	20	**2SPN43ABR**	55	24.7	**3SPN43ABR**
24x36	610x914	48	22	**2SPN53ABR**	61	27.4	**3SPN53ABR**
24x48	610x1219	54	24	**2SPN55ABR**	70	31.5	**3SPN55ABR**
24x60	610x1524	64	29	**2SPN56ABR**	85	38.2	**3SPN56ABR**

3-Tier with 5MP casters

Chrome finish — 900 lbs. (410kg) capacity per cart

- 5MP Polyurethane Casters; casters have plated horns and axles.

Shelf Width/Length (in.)	(mm)	2-TIER MODELS Approx. Pkd. Wt. (lbs.)	(kg)	Cat. No. Chrome	3-TIER MODELS Approx. Pkd. Wt. (lbs.)	(kg)	Cat. No. Chrome
18x36	457x914	40	18	**2SPN33DC**	50	22.5	**3SPN33DC**
21x36	530x914	44	20	**2SPN43DC**	55	24.7	**3SPN43DC**
24x36	610x914	48	22	**2SPN53DC**	61	27.4	**3SPN53DC**
24x48	610x1219	54	24	**2SPN55DC**	70	31.5	**3SPN55DC**
24x60	610x1524	64	29	**2SPN56DC**	85	38.2	**3SPN56DC**

3-Tier with 5PC casters

Type 304 Stainless Steel — 900 lbs. (410kg) capacity per cart

- 5PC Polyurethane Casters; casters have polymer horns and stainless steel axles.

Shelf Width/Length (in.)	(mm)	2-TIER MODELS Approx. Pkd. Wt. (lbs.)	(kg)	Cat. No. Stainless Steel	3-TIER MODELS Approx. Pkd. Wt. (lbs.)	(kg)	Cat. No. Stainless Steel
18x36	457x914	40	18	**2SPN33PS**	50	22.5	**3SPN33PS**
21x36	530x914	44	20	**2SPN43PS**	55	24.7	**3SPN43PS**
24x36	610x914	48	22	**2SPN53PS**	61	27.4	**3SPN53PS**
24x48	610x1219	54	24	**2SPN55PS**	70	31.5	**3SPN55PS**
24x60	610x1524	64	29	**2SPN56PS**	85	38.2	**3SPN56PS**

One-Piece Handles — {12.10}

May be used with Super Erecta shelving, casters, and components to customize a cart to your exact needs.

Shelf Width/Length (in.)	(mm)	Approx. Pkd. Wt. (lbs.)	(kg)	Cat. No. Chrome	Cat. No. Stainless Steel
18	457	5 1/2	2.5	**H3C**	**H3S**
21	533	5 3/4	2.6	**H4C**	**H4S**
24	610	6	2.7	**H5C**	**H5S**

Height: 34 1/2" (876mm).


One-Piece Handle

Off-the-floor efficiency.

Bow-Tie Dunnage Rack



Standard racks joined in "end-to-end" configuration.

✓ Indicates antimicrobial product.

Bow-Tie™ Dunnage Racks — {9.09}

12" (305mm) high; 22" (559mm) wide.

- Metro Bow-Tie Dunnage Racks are available with built-in Microban® antimicrobial product protection to protect from bacteria, mold, mildew and fungi that cause odors, stains and product degradation. Standard models, without Microban, are also available.
- Rust and corrosion-proof polymer material.
- Helps protect floors: legs have a larger radius than traditional dunnage racks and distribute the storage load across a wider area.
- Racks join together easily without tools in "end-to-end" and "back-to-back" configurations with the exclusive Bow-Tie™ feature.
- Heavy-duty construction gives racks the strength to hold up to 1,500 lbs. (683kg) for 30" (760mm) and 36" (914mm) long racks, and 3,000 (1365kg) for 48" (1219mm) and 60" (1524mm) racks.

Length (in.)	Length (mm)	Height (in.)	Height (mm)	Approx. Pkd. Wt. (lbs.)	Approx. Pkd. Wt. (kg)	Capacity (lbs.)	Capacity (kg)	✓ Cat. No. Microban®	Cat. No. Standard
30	760	12	305	24	10.8	1500	68	**HP2230PDMB**	**HP2230PD**
36	914	12	305	26	11.7	1500	68	**HP2236PDMB**	**HP2236PD**
48	1219	12	305	34	15.3	3000	136	**HP2248PDMB**	**HP2248PD**
60	1524	12	305	42	19	3000	136	**HP2260PDMB**	**HP2260PD**

Dunnage Platforms (Standard Duty) — {10.44}

Space-saving platforms let you keep bulky items off the floor.

- Open wire provides air circulation and minimizes dust.
- All platforms use 13P or 13PS posts — height 14 5/8" (371mm) including cap and leveling bolt.

Width/Length (in.)	Width/Length (mm)	Approx. Pkd. Wt. (lbs.)	Approx. Pkd. Wt. (kg)	Cat. No. Super Erecta Brite	Cat. No. Chrome	Cat. No. Stainless
18x24	457x610	11	5.0	P1824BR	P1824NC	P1824NS
18x30	457x760	12	5.5	P1830BR	P1830NC	P1830NS
18x36	457x914	13 1/2	6.1	P1836BR	P1836NC	P1836NS
21x24	530x610	12	5.5	P2124BR	P2124NC	P2124NS
21x30	530x760	13	5.9	P2130BR	P2130NC	P2130NS
21x36	530x914	15	6.8	P2136BR	P2136NC	P2136NS
24x24	610x610	13	5.9	P2424BR	P2424NC	P2424NS
24x30	610x760	15	6.8	P2430BR	P2430NC	P2430NS
24x36	610x914	17	7.7	P2436BR	P2436NC	P2436NS

Super Erecta Platform

Heavy-Duty Dunnage Racks — {10.46}

A space-efficient way to store large, bulky items off the floor.

- Removable top mat lifts off for cleaning.
- Dunnage racks are 14 1/2" (368mm) high including mat, cap and leveling bolt.

Width/Length (in.)	Width/Length (mm)	Approx. Pkd. Wt. (lbs.)	Approx. Pkd. Wt. (kg)	Cat. No. Chrome	Cat. No. Metroseal 3 with Microban®	Cat. No. Stainless
18x24	457x610	22	10	HP31C	HP31K3	
18x30	457x760	25	11	HP32C	HP32K3	
18x36	457x914	30	13	HP33C	HP33K3	HP33S
18x48	457x1219	38	17	HP35C*	HP35K3*	HP35S*
24x24	610x610	28	12	HP51C	HP51K3	
24x30	610x760	30	14	HP52C	HP52K3	
24x36	610x914	36	16	HP53C	HP53K3	HP53S
24x48	610x1219	42	19	HP55C*	HP55K3*	HP55S*

Note: Maximum distributed static load capacity for stationary dunnage racks is 1,600 lbs. (725kg), except on units marked * which have a 1,300 lb. (590kg) capacity.

Dunnage Rack with Mat

Mobile Dunnage Racks (Heavy Duty) — {10.46}

These easy-to-maneuver racks feature two swivel and two swivel/brake casters; with non-marking polyurethane tread.

- Support frames: 1" (25mm) square tubing.
- Removable wire mat: 5/16" (7.9mm) diameter wire.

Width/Length (in.)	Width/Length (mm)	Approx. Pkd. Wt. (lbs.)	Approx. Pkd. Wt. (kg)	Cat. No. Chrome	Cat. No. Metroseal 3 with Microban®	Cat. No. Stainless
18x36	457x914	42	18.9	MHP33C	MHP33K3	MHP33S
18x48	457x1219	50	22.5	MHP35C	MHP35K3	MHP35S
24x36	610x914	48	21.6	MHP53C	MHP53K3	MHP53S
24x48	610x1219	54	24.3	MHP55C	MHP55K3	MHP55S

Maximum distributed static load capacity is 800 lbs. (363kg).
Note: These units are designed for only the 5HP and 5HPB casters, which are shipped assembled with the special posts.

Mobile Dunnage Rack shown in Metroseal 3 finish

HD Super Duty Dunnage Racks — {10.68}

Stores more than a ton safely off the floor.

- 48" (1219mm) rack has a 3,000 pound (1361kg) static load capacity (uniformly distributed); 60" (1524mm) rack carries up to 2,400 pounds (1089kg).
- HD Super™ design features fast, secure assembly without tools.
- Posts of 1 5/8" (41mm) diameter provide greater rigidity.
- HD Super™ Dunnage Racks are 16 1/4" (413mm) high including cap and leveling bolt.

Width/Length (in.)	Width/Length (mm)	Approx. Pkd. Wt. (lbs.)	Approx. Pkd. Wt. (kg)	Cat. No. Chrome	Cat. No. Metroseal 3 with Microban®	Cat. No. Stainless
18x48	457x1219	52	23.4	HDP35C	HDP35K3	HDP35S
18x60	457x1524	62	27.9	HDP36C	HDP36K3	HDP36S
24x48	610x1219	57	26.6	HDP55C	HDP55K3	HDP55S
24x60	610x1524	66	29.7	HDP56C	HDP56K3	HDP56S

Maximum capacity 2,400 pounds (1089kg) uniformly distributed static load on the 60" (1524mm) length racks; 3,000 pounds (1361kg) on the 48" (1219mm) length racks.
Note: Capacity will be reduced and the unit will become less stable if the 3-sided frame is mounted higher than 6" (152mm) from the floor.

HD Super Dunnage Rack

PROTECTION THAT LIVES ON MICROBAN®

Indicates antimicrobial product.

Keep'em out!

Protect Valuables.

Keep sensitive items from loss or pilferage.

Visible, yet Safe.

Ready View of Contents: Heavy-gauge open wire construction keeps contents visible at all times, making it easy to check inventory.

Security Units — {14.01}

- Optional Adjustable Intermediate Shelves: Patented easily adjustable shelf designs — Super Adjustable Super Erecta, MetroMax Q, and qwikSLOT — allow flexibility to meet changing needs. Can be positioned in 1" (25mm) increments along the entire height of post.
- Double Door: Each door opens 270 degrees and can be secured along the sides of the unit.
- Shipped Knocked-Down: Saves on freight costs. Easily assembled.

MetroMax Q
Security Unit

Super Adjustable
Super Erecta Security Unit

Ordering Guide for Security Units

	Dry Environments		Wet Environments		
FIRST Choose the right finish & shelving style based upon usage and enviromnent and/ or cleaning methods.	 **Super Erecta** Chrome Finish	 **qwikSLOT** Chrome Finish	 **Super Erecta** Metroseal 3 Finish	 **MetroMax Q** Rust Resistant Polymer & Coated Wire	 **Super Erecta** Type 304 Stainless Steel Finish
Corrosion Protection >	-	-	Corrosion Resistant	Corrosion Resistant	Corrosion Proof
NSF listed >	YES	NO	YES	YES	YES
NEXT Choose from stationary and mobile options.					
Stationary >	8 Models	5 Models	5 Models	3 Models	3 Models
Mobile > **Medium-Duty** Recommended security models with stem casters	 **DC & EC Models** Include Casters with zinc-plated horns	 **DC & EC Models** Include Casters with zinc-plated horns	 **VK3 Models** Include Casters with polymer horns	 **VE Models** Include Casters with polymer horns	**SD Models** Casters are not provided with stainless Steel Standard Duty Stem Caster base models. Casters are sold separately.
Mobile > **Heavy-Duty** Best addressed with dolly bases. Recommended when cart will be frequently moved over long distances, between facilities, over thresholds. Super Erecta units best fit this application.	 **LC Models** Dollies/casters included.	**LCQ Models** Dollies/casters included.	 **LK3 Models** Dollies/casters included.	**LE Models** Dollies/casters included.	**S-HD Models** Dollies and plate casters are NOT provided with the heavy-duty stainless steel base models. Dollies and plate casters are sold separately.

LAST
Select Intermediate shelves. Shelves are not included with base models.

SEC55C shown with optional Super Adjustable intermediate shelves.

Super Erecta® Shelf Stationary Security — {14.01}

66 13/16" (1695mm) high

Intermediate shelves are not included with base models and must be ordered separately.
See page 105 for intermediate shelf options.

Width (in.)	Width (mm)	Length (in.)	Length (mm)	Fits Shelf (in.)	Fits Shelf (mm)	Approx. Pkd. Wt. (lbs.)	Approx. Pkd. Wt. (kg)	Cat. No. Chrome	Cat. No. Metroseal 3 with Microban®	Cat. No. Stainless Steel
21 1/2	546	38 1/2	980	18x36	457x914	138	63	SEC33C	SEC33K3	SEC33S
21 1/2	546	50 1/2	1295	18x48	457x1219	157	71	SEC35C	SEC35K3	SEC35S
27 1/4	692	38 1/2	980	24x36	610x914	154	70	SEC53C	SEC53K3	SEC53S
27 1/4	692	50 1/2	1295	24x48	610x1219	174	79	SEC55C	SEC55K3	SEC55S
27 1/4	692	62 1/2	1587	24x60	610x1524	195	89	SEC56C	SEC56K3	SEC56S
33 1/2	851	38 1/2	980	30x36	760x914	167	76	SEC63C		SEC63S
33 1/2	851	50 1/2	1295	30x48	760x1219	193	88	SEC65C		SEC65S
33 1/2	851	62 1/2	1587	30x60	760x1524	215	98	SEC66C		SEC66S

SEC55DC shown with optional Super Adjustable intermediate shelves (sold separately). Doors rotate 270º and can be secured to the sides of the cart while contents are being loaded on the shelves.

Super Erecta® Mobile Security — {14.01}

Standard-Duty Stem Caster Models — Chrome and Metroseal 3
Chrome and Metroseal 3 Standard-Duty Stem Caster Models include 5" (127mm) casters.
Intermediate shelves are not included with base models and must be ordered separately.
See page 137 for intermediate shelf options.

Caster Tpe	Width (in.)	Width (mm)	Length (in.)	Length (mm)	Fits Shelf (in.)	Fits Shelf (mm)	Approx. Pkd. Wt. (lbs.)	Approx. Pkd. Wt. (kg)	Cat. No. Chrome	Cat. No. Metroseal 3 with Microban®
(2) 5MP/(2) 5MPB	21 1/2	546	40 3/4	1035	18x36	457x914	146	66	SEC33EC	SEC33EK3
(2) 5MP/(2) 5MPB	21 1/2	546	52 3/4	1340	18x48	457x1219	165	75	SEC35EC	SEC35EK3
(4) 5MP	27 1/4	692	40 3/4	1035	24x36	610x914	162	74	SEC53DC	SEC53DK3
(4) 5MP	27 1/4	692	52 3/4	1340	24x48	610x1219	182	83	SEC55DC	SEC55DK3
(4) 5MP	27 1/4	692	65	1651	24x60	610x1524	203	92	SEC56DC	SEC56DK3
(2) 5MP/5MPB	27 1/4	692	40 3/4	1035	24x36	610x914	162	74	SEC53EC	SEC53EK3
(2) 5MP/5MPB	27 1/4	692	52 3/4	1340	24x48	610x1219	182	83	SEC55EC	SEC55EK3
(2) 5MP/5MPB	27 1/4	692	65	1651	24x60	610x1524	203	92	SEC56EC	SEC56EK3
(2) 5PC/5PCB	27 1/4	692	40 3/4	1035	24x36	610x914	162	74		SEC53VK3
(2) 5PC/5PCB	27 1/4	692	52 3/4	1340	24x48	610x1219	182	83		SEC55VK3
(2) 5PC/5PCB	27 1/4	692	65	1651	24x60	610x1524	203	92		SEC56VK3
(2) 5MP/(2) 5MPB	33 1/2	851	40 3/4	1035	30x36	760x914	175	80	SEC63EC	
(2) 5MP/(2) 5MPB	33 1/2	851	52 3/4	1340	30x48	760x1219	202	92	SEC65EC	
(2) 5MP/(2) 5MPB	33 1/2	851	65	1651	30x60	760x1524	223	101	SEC66EC	

Casters: 5MP and 5MPB (with locking brake) feature a polyurethane tread.
5PC and 5PCB (with locking brake) casters feature a polymer horn and resist rusting. They are recommended for high moisture environments.
Large casters can create a tipping hazard. On security units using 18" (457mm) deep shelving, do not use casters larger than 5" (127mm) in diameter.
Overall height: Models with 5MP casters — 67 15/16" (1726mm) high
Models with 5PC casters — 68 7/16" (1739mm) high

SEC55LC shown with optional Super Adjustable intermediate shelves.

Heavy-Duty Models — Chrome and Metroseal 3 — {14.01}

68 7/16" (1739mm) high

Chrome and Metroseal 3 models feature aluminum dollies with wraparound bumpers and 5" (127mm) diameter casters.

Caster Tpe	Width (in.)	Width (mm)	Length (in.)	Length (mm)	Fits Shelf (in.)	Fits Shelf (mm)	Approx. Pkd. Wt. (lbs.)	Approx. Pkd. Wt. (kg)	Cat. No. Chrome	Cat. No. Metroseal 3 with Microban®
(2) B5P/B5PB	28 1/16	713	38 1/2	980	24x36	610x914	187	85	SEC53LC	SEC53LK3
(2) B5P/B5PB	28 1/16	713	50 1/2	1285	24x48	610x1219	210	95	SEC55LC	SEC55LK3
(2) B5P/B5PB	28 1/16	713	63 1/8	1600	24x60	610x1524	235	107	SEC56LC	SEC56LK3

NSF Note: Super Erecta Security Units are NSF listed.

PROTECTION THAT LIVES ON MICROBAN

Indicates antimicrobial product.

Standard-Duty Stem Caster Models — Stainless Steel — {14.01}

62" (1575mm) high

Casters must be ordered separately. See pages 50-51, or consult your Metro representative for the proper caster for your application. Intermediate shelves are not included with base models and must be ordered separately.

Description	Width (in.)	Width (mm)	Length (in.)	Length (mm)	Fits Shelf (in.)	Fits Shelf (mm)	Approx. Pkd. Wt. (lbs.)	Approx. Pkd. Wt. (kg)	Cat. No. Stainless Steel
Standard Duty	21 1/2	546	40 3/4	1035	18x36	457x914	138	63	**SEC33S-SD**
Standard Duty	21 1/2	546	52 3/4	1340	18x48	457x1219	157	71	**SEC35S-SD**
Standard Duty	27 1/4	692	40 3/4	1035	24x36	610x914	154	70	**SEC53S-SD**
Standard Duty	27 1/4	692	52 3/4	1340	24x48	610x1219	174	79	**SEC55S-SD**
Standard Duty	27 1/4	692	65	1651	24x60	610x1524	195	89	**SEC56S-SD**
Standard Duty	33 1/2	851	40 3/4	1035	30x36	760x914	167	76	**SEC63S-SD**
Standard Duty	33 1/2	851	52 3/4	1340	30x48	760x1219	193	88	**SEC65S-SD**
Standard Duty	33 1/2	851	65	1651	30x60	760x1524	215	98	**SEC66S-SD**

Note: Given height is for unit without casters. For approximate overall unit height add chosen caster diameter plus 1" (25mm).
Note: Large casters can create a tipping hazard. On security units using 18" (457mm) deep shelving, do not use casters larger than 5" (127mm) in diameter.

Metro Tip:

Caster Selection:

For highly corrosive environments, choose casters constructed of appropriate materials. While most wheels are corrosion resistant, the horns and axles are not. Select from a variety of Metro casters with polymer and stainless components. See pages 50-51 and 53 for more information.

Heavy-Duty Models — Stainless Steel — {14.01}

62" (1575mm) high

Heavy-duty stainless steel models include staked posts for use with standard Metro dollies. Dolly bases and plate casters must be ordered separately. See pages 52-54, or consult your Metro representative for the proper caster for your application. Intermediate shelves are not included with base models and must be ordered separately.

Description	Width (in.)	Width (mm)	Length (in.)	Length (mm)	Fits Shelf (in.)	Fits Shelf (mm)	Approx. Pkd. Wt. (lbs.)	Approx. Pkd. Wt. (kg)	Cat. No. Stainless Steel
Heavy Duty	28 1/16	713	38 1/2	980	24x36	610x914	154	70	**SEC53S-HD**
Heavy Duty	28 1/16	713	50 1/2	1285	24x48	610x1219	174	79	**SEC55S-HD**
Heavy Duty	28 1/16	713	63 1/8	1600	24x60	610x1524	195	89	**SEC56S-HD**

Note: Given height is for unit without a Metro dolly or casters.
Note: To calculate the actual height of the unit using plate casters: 62" [1575mm] + 1/4" [6mm] for dolly + load height of the caster (found on page 51).
Dolly bases are recommended for applications where security units will be transported over the road. Please consult your Metro representative for the appropriate casters and accessories for these applications.

Intermediate Shelves for Super Erecta Shelf Security Units

Width (in.)	Width (mm)	Length (in.)	Length (mm)	Approx. Pkd. Wt. (lbs.)	Approx. Pkd. Wt. (kg)	Cat. No. Chrome	Cat. No. Metroseal 3 with Microban®	Cat. No. Stainless Steel	Cat. No. Super Erecta Pro
18	457	36	914	9 1/2	4.3	**A1836NC**	**A1836NK3**	**A1836NS**	**PR1836NK3**
18	457	48	1219	12	5.4	**A1848NC**	**A1848NK3**	**A1848NS**	**PR1848NK3**
24	610	36	914	13	6	**A2436NC**	**A2436NK3**	**A2436NS**	**PR2436NK3**
24	610	48	1219	16	7	**A2448NC**	**A2448NK3**	**A2448NS**	**PR2448NK3**
24	610	60	1524	21	9.5	**A2460NC**	**A2460NK3**	**A2460NS**	**PR2460NK3**
30	760	36	914	15	6.8	**A3036NC**		**A3036NS**	
30	760	48	1219	21	9.5	**A3048NC**		**A3048NS**	
30	760	60	1524	26 1/2	11.8	**A3060NC**		**A3060NS**	

Note: Standard Super Erecta shelves can also be used as intermediate shelves.
Refer to page 42 for more information.

Super Erecta Security Modules — {14.01}

Convert a standard 24" (610mm) wide unit into a security module with this convenient kit.

- Used to enclose one or more areas of a unit.
- Fits between shelves spaced 20" (510mm) apart on any Super Erecta Shelving unit.
- Adapts to 24" (610mm) wide shelves in 30," 48" and 60" (760, 1219 and 1524mm) lengths.

Width/Length (in.)	Width/Length (mm)	Height (in.)	Height (mm)	Approx. Pkd. Wt. (lbs.)	Approx. Pkd. Wt. (kg)	Cat. No. Chrome	Cat. No. Stainless Steel
24x30	610x760	20	510	29 1/4	14	**SECM2430NC**	**SECM2430NS**
24x48	610x1219	20	510	39 3/4	18	**SECM2448NC**	*
24x60	610x1524	20	510	45 3/4	21	**SECM2460NC**	*

Note: Security Module consists of side panels, back panels and door. Posts and shelves sold separately, see page 42.
When multiple security modules are stacked on one shelving unit, separate top and bottom shelves are still necessary for each module.
Security modules must be used with Super Erecta Shelf wire shelves.
*Consult your Metro representative for availability.



SECM2430NC
Assembled on Shelving Unit

PROTECTION THAT LIVES ON MICROBAN

Indicates antimicrobial product.

SEC53DCQ shown with Intermediate Shelves (optional)

qwikSLOT® Security Units — {14.01}

- Add/Remove-A-Shelf Feature: Allows the unit to quickly adapt to your changing storage needs.
- Shelves can be adjusted easily in seconds.
- Models include two standard Super Erecta shelves which must be used as the top and bottom shelves of the unit. qwikSLOT intermediate shelves are sold separately.

qwikSLOT Stationary Security

Actual Width (in.)	Actual Width (mm)	Actual Length (in.)	Actual Length (mm)	Height (in.)	Height (mm)	Fits Shelf (in.)	Fits Shelf (mm)	Approx. Pkd. Wt. (lbs.)	Approx. Pkd. Wt. (kg)	Cat. No. Chrome
21 1/2	546	38 1/2	980	66 13/16	1695	18x36	457x914	138	63	**SEC33CQ**
21 1/2	546	50 1/2	1283	66 13/16	1695	18x48	457x1219	157	71	**SEC35CQ**
27 1/4	705	38 1/2	980	66 13/16	1695	24x36	610x914	154	70	**SEC53CQ**
27 1/4	705	50 1/2	1283	66 13/16	1695	24x48	610x1219	174	79	**SEC55CQ**
27 1/4	705	62 1/2	1587	66 13/16	1695	24x60	610x1524	195	89	**SEC56CQ**

qwikSLOT Mobile Security

Standard-Duty Stem Caster Models: feature 5" (127mm) swivel casters.
Please note model numbers for specific caster types.

Caster Type	Actual Width (in.)	Actual Width (mm)	Actual Length (in.)	Actual Length (mm)	Height (in.)	Height (mm)	Fits Shelf (in.)	Fits Shelf (mm)	Approx. Pkd. Wt. (lbs.)	Approx. Pkd. Wt. (kg)	Cat. No. Chrome
(2) 5MP/5MPB	21 1/2	546	40 3/4	1035	67 15/16	1726	18x36	457x914	146	66	**SEC33ECQ**
(2) 5MP/5MPB	21 1/2	546	52 3/4	1340	67 15/16	1726	18x48	457x1219	165	75	**SEC35ECQ**
(4) 5MP	27 1/4	692	40 3/4	1035	67 15/16	1726	24x36	610x914	162	74	**SEC53DCQ**
(4) 5MP	27 1/4	692	52 3/4	1340	67 15/16	1726	24x48	610x1219	182	83	**SEC55DCQ**
(4) 5MP	27 1/4	692	65	1651	67 15/16	1726	24x60	610x1524	203	92	**SEC56DCQ**
(2) 5MP/5MPB	27 1/4	692	40 3/4	1035	67 15/16	1726	24x36	610x914	162	74	**SEC53ECQ**
(2) 5MP/5MPB	27 1/4	692	52 3/4	1340	67 15/16	1726	24x48	610x1219	182	83	**SEC55ECQ**
(2) 5MP/5MPB	27 1/4	692	65	1651	67 15/16	1726	24x60	610x1524	203	92	**SEC56ECQ**

Casters: 5MP and 5MPB (with locking brake) feature a polyurethane tread. 5PC and 5PCB (with locking brake) casters feature a polymer horn and resist rusting. They are recommended for high moisture environments.
NOTE: Large casters can create a tipping hazard. On 18" (457mm) security units, do not use casters larger than 5" (127mm) in diameter.

Clips snap easily into slots along post length to support shelves.

Heavy-Duty Models: feature aluminum dollies with wraparound bumpers and 5" (127mm) diameter casters.

Caster Type	Actual Width (in.)	Actual Width (mm)	Actual Length (in.)	Actual Length (mm)	Height (in.)	Height (mm)	Fits Shelf (in.)	Fits Shelf (mm)	Approx. Pkd. Wt. (lbs.)	Approx. Pkd. Wt. (kg)	Cat. No. Chrome
(2) 5BP/5BPB	28 1/16	713	38 1/2	980	68 7/16	1739	24x36	610x914	187	85	**SEC53LCQ**
(2) 5BP/5BPB	28 1/16	713	50 1/2	1283	68 7/16	1739	24x48	610x1219	210	95	**SEC55LCQ**
(2) 5BP/5BPB	28 1/16	713	63 1/8	1600	68 7/16	1739	24x60	610x1524	235	107	**SEC56LCQ**

qwikSLOT Locking Clip
Recommended for mobile applications. Must be used with 9985QS shelf clips.
(Package of 4)
Cat. No. **9985QSL**

Intermediate Shelves for Super Erecta Shelf Security Units

Width (in.)	Width (mm)	Length (in.)	Length (mm)	Approx. Pkd. Wt. (lbs.)	Approx. Pkd. Wt. (kg)	Cat. No. Chrome
18	457	36	914	8 1/2	3.8	**1836QBR**
18	457	48	1219	11 1/4	5.0	**1848QBR***
24	610	36	914	13	6.0	**2436QBR***
24	610	48	1219	16	7.0	**2448QBR***
24	610	60	1524	21	9.5	**2460QBR**

*Chrome qwikSLOT shelves available in sizes 18x36, 18x48, 24x36, and 24x48 (457x914, 457x1219, 610x914, 610x1219, and 610x1524).
**Drop Mat qwikSLOT shelves with 1" (25mm) ledge also available in sizes 24x36, 24x48 (610x914, 610x1219).

MetroMax® Q

Security.

MetroMax Q Security Units — {14.01}

Protects valuable materials and sensitive items from loss or pilferage.

- Ready view of contents: Heavy gauge open wire construction keep contents visible at all times, making it easy to check inventory.
- Microban antimicrobial product protection is built into the enclosures, doors, handles, and shelves to keep the product "cleaner between cleanings."
- Optional intermediate shelves: MetroMax Q quick adjust shelves or corrosion proof MetroMax i.
- Double door with ergonomic ¼-turn handle: Each door opens 270 degrees and can be secured along the sides of the unit.
- Shipped knocked down to save on freight costs. Assembles in minutes.

MQSEC53VE with optional intermediate shelves

Standard Units consist of top and bottom wire shelves, tri-lobal adapters, steel posts, wire enclosures, and doors. Casters are included with mobile units. Intermediate shelves are sold separately.

MetroMax Q Stationary Units — 66 3/16" (1681mm) High

Actual Outside Dimensions Width (in.)	Width (mm)	Length (in.)	Length (mm)	Fits Shelf (in.)	Fits Shelf (mm)	Approx. Pkd. Wt. (lbs.)	Approx. Pkd. Wt. (kg)	Cat. No.
26 15/16	685	38 7/8	987	24x36	610x914	148	67	**MQSEC53E**
26 15/16	685	50 7/8	1292	24x48	610x1219	156	71	**MQSEC55E**
26 15/16	685	62 7/8	1597	24x60	610x1524	161	73	**MQSEC56E**

Note: Leveling foot on post can be adjusted up to 1" (25mm) to compensate for uneven floors.

MetroMax Q Stem Caster Mobile Units — 67 13/16" (1723mm) High

Models include four 5" (127mm) diameter casters with polyurethane tread; two swivel and two swivel with brakes.

Actual Outside Dimensoins (including Bumpers and Handle) Width (in.)	Width (mm)	Length (in.)	Length (mm)	Fits Shelf (in.)	Fits Shelf (mm)	Approx. Pkd. Wt. (lbs.)	Approx. Pkd. Wt. (kg)	Cat. No. Includes Casters with Plated Finish	Cat. No. Includes Corrosion Resistant Polymer Casters
27 13/16	707	40 3/4	1035	24x36	610x914	166	75	**MQSEC53DE**	**MQSEC53VE**
27 13/16	707	52 3/4	1340	24x48	610x1219	176	80	**MQSEC55DE**	**MQSEC55VE**
27 13/16	707	64 3/4	1645	24x60	610x1524	179	81	**MQSEC56DE**	**MQSEC56VE**

*"DE" models use two 5MPX and two 5MPBX casters.
**"VE" models use two 5PCX and two 5PCBX casters. Recommended for wet or damp environments.

Ergonomic — 1/4 turn door handle

MetroMax Q Heavy-Duty Mobile Units — 68 1/2" (1740mm) High

Mounted on aluminum dolly with 5" (127mm) plate casters and wraparound bumpers.

Actual Outside Dimensoins (including Handle) Width (in.)	Width (mm)	Length (in.)	Length (mm)	Fits Shelf (in.)	Fits Shelf (mm)	Approx. Pkd. Wt. (lbs.)	Approx. Pkd. Wt. (kg)	Cat. No.
28 1/16	713	39 1/8	994	24x36	610x914	166	75	**MQSEC53LE**
28 1/16	713	51 1/8	1299	24x48	610x1219	176	80	**MQSEC55LE**
28 1/16	713	63 1/8	1603	24x60	610x1524	179	81	**MQSEC56LE**

Note: The aluminum dollies used on the LE models have two B5P and two B5PB plate casters.

Intermediate Shelves

Width (in.)	Width (mm)	Length (in.)	Length (mm)	i Cat. No. Shelf with Grid Mat	i Cat. No. Shelf with Solid Mat	Q Cat. No. Shelf with Grid Mat
24	610	36	914	**MX2436G**	**MX2436F**	**MQ2436G**
24	610	48	1220	**MX2448G**	**MX2448F**	**MQ2448G**
24	610	60	1524	**MX2460G**	**MX2460F**	**MQ2460G**

Mightylite
Insulated Food Carriers
Barbecue

Mightylite

INSULATED FOOD CARRIERS

Mightylite Front-Load Pan Carriers 140-142
Mightylite Top-Load Food Carriers..... 143

60% Lighter
than traditionally molded carriers

BONUS
Wire Caddy
Included.

Mightylite™

Insulated Pan Carriers

2 YEAR WARRANTY

Carries easy.

Ergonomic 8-handle design

Ultra light with 8 convenient handles, the ultimate design for lifting, carrying, and moving in any situation. Mightylite makes moving hot & cold food a lot easier!

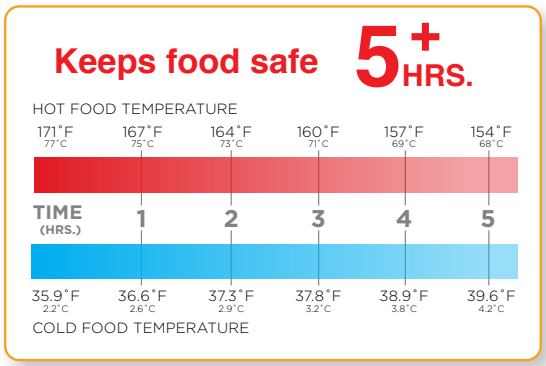

Holds safe.

Safe & appetizing food every time

Load them up with food and confidently hold safe for hours. Smaller size ML300 holds up to (4) full size pans, larger ML400 holds up to 6.

	12" x 20" – GN 1/1 Pan Capacity			Food Capacity (approx.)
	2.5" / 65mm	4" / 100mm	6" / 150mm	
ML300	4	3	2	45 qts (42.4 L)
ML400	6	4	3	60 qts (56.8 L)

ML300 & ML400 will also hold 1/3, 1/2, 2/3, fractional sized hotel / GN pans.

Lasts long.

Advanced polymer foam construction– EPP (Expanded Polypropylene)

The unbelievable strength-to-weight ratio and ability to absorb impact make Mightylite carriers perfect for lifting and withstanding the rigors of off-site food transport!

Lightweight

EPP is an engineered plastic foam material that is remarkably lightweight and useful in a wide variety of applications where weight reduction is desired.

Super Strong

EPP has a very high strength-to-weight ratio and is an excellent energy-absorbing material that can withstand impact without damage.

Insulative

EPP provides effective thermal insulation for applications where food, medical supplies and other temperature sensitive products require protection.

Cleanable

EPP is chemically inert and unaffected by oil, grease and most chemicals. Also, it does not support microbial growth.

Recyclable

EPP is an environmentally sound, 100% recyclable material. Manufacturing EPP requires no Volatile Organic Compounds (VOCs), chlorofluorocarbon or other environmentally damaging compounds.

Applications

EPP is used across a wide range of industries.
Automotive– lightweight, strength, impact & noise absorption properties (ex. fuel economy, bumpers, seats).
Packaging– impact absorption, lightweight, recyclable.
HVAC– insulation, lightweight, strength, noise absorption.
FOOD TRANSPORT *...Mightylite Food Transport*

Roll with it.

Mightylite dolly–
Heavy-duty, 350 lb. (158kg) capacity dolly to help transport carriers. Also designed to move milk crates.

Dolly safely nests on top of the carrier for secure vehicle transport.

Stacks Securely: Integrated full-length index features allow for secure stacking during transport or storage. Thoughtful design prohibits sliding in any direction.

Mighty Door: 270˚ swing door for easy loading and storage, unbreakable travel latch, built-in "gasketless" door seal, and large 5.5" x 8.5" label holder/white board.

ML300
4 Pan Carrier

ML400
6 Pan Carrier

MLD1
Dolly
(Includes strap)

MLP1
Thermal Partition

MLC1
Wire Caddy
(Included with carrier)

Cat. No.	Description	Dimensions (W x D x H) (in)	(mm)	Product Weight	Approx. Pkd. Wt.
ML300	4 Pan Front Loader	17.25 x 27 x 19.75	438 x 686 x 502	9.1 lbs. (4.1 kg)	13.0 lbs. (5.9 kg)
ML400	6 Pan Front Loader	17.25 x 27 x 25.75	438 x 686 x 654	11.3 lbs. (5.1 kg)	15.0 lbs. (6.8 kg)
MLD1	Dolly with Strap	20.63 x 29.75 x 9.5	524 x 756 x 241	19.0 lbs. (8.6 kg)	20.0 lbs. (9.1 kg)
MLP1	Thermal Partition	13 x 21 x 1.5	330 x 533 x 38	0.8 lbs. (0.4 kg)	1.5 lbs. (0.7 kg)
MLC1	Wire Caddy	13 x 21 x 1	330 x 533 x 25	1.3 lbs. (0.6 kg)	2.0 lbs. (0.9 kg)

Mighty **affordable.**
Mighty **tough.**
Mighty **easy to carry.**
Mighty **lite.**

The multi-purpose carrier.

Mightylite top-loaders handle more than just pans and stack well with Mightylite front-loaders. The multi-functional BigBoy lid increases storage capacity and gives you the option to use it as an insulated server.

80% Lighter than traditional top-loaders

60% Lighter than coolers

Stacks well with others.

Cat. No.	Description	Dimensions (W x D x H) (in)	(mm)	Product Weight	Approx. Pkd. Wt.
ML180	Flat Lid Top-Loader	26.63 x 15.75 x 11.38	677 x 400 x 289	3.8 lbs. (1.7 kg)	5.8 lbs. (2.6 kg)
ML180XL	BigBoy Top-Loader	26.63 x 15.75 x 16.13	677 x 400 x 410	4.6 lbs. (2.1 kg)	7.4 lbs. (3.4 kg)

The multi-purpose carrier with **63% more** storage.

TOP-LOADER

COOLER

SERVER

	Inside Dimensions (W x D x H) (in)	(mm)	12" x 20" – GN 1/1 Pan Capacity 2.5" 65mm	4" 100mm	6" 150mm	8" 200mm	Food Capacity (approx.)	Inside Capacity (approx.)	Covered Plates*	Container Sizes** Cans 12oz.	Cans 16oz.	Bottles 12oz.	Bottles 750ml	Bottles 2L	Half Gal-lon	Gallon
ML180	21.0 x 12.9 x 8.1	533 x 327 x 205	3	2	1	1	30 qts (28.4 L)	38 qts (36.0 L)	6	40	40	36	14	8	10	4
ML180XL	21.0 x 12.9 x 13.2	533 x 327 x 335	5	3	2	1	45 qts (42.4 L)	62 qts (58.7 L)	8	80	56	43	24	14	15	6

*10.5" cover diameter and 2.75" covered plate height
**Container capacity my vary depending on individual container size.

Innovation
you can
touch.

Metro C5®

THERMAL CABINETS & RACKS

C5® Cabinet Line & Accessories 146-187
Stationary and Mobile Holding Cabinets 146-177
Heavy-Duty Heated Transport Cabinets 178-183
Heavy-Duty Mobile Refrigerators 184-187
Heated Banquet Cabinets & Accessories 188-194
Holding/Delivery/Storage Cabinets 195-196
Mobile Bun and Tray Racks 197-200

Full, 3/4 and 1/2 height stainless steel reach-in models with solid doors

C5 9 Series

High performance insulated cabinets with precise temperature and humidity control.

Designed to maintain food quality for extended periods of time by continuously monitoring and controlling internal cabinet temperature and relative humidity levels. 9 Series cabinets put you in control of food quality.

Available Sizes

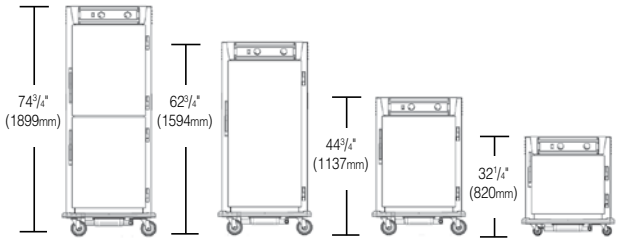

All cabinets are 30" (762mm) wide and 36.375" (924mm) deep.

Temperature
Measures and displays actual cabinet temperature.

Intuitive
Easy-to-use controls that anyone can understand.

Humidity
Measures and displays actual cabinet relative humidity.

Temperature Priority
9 Series controller generates heat before humidity for food safety.

Low-Water Alarm
A safety feature that indicates when water is needed. Water element will not be energized when water is low.

Low-Temp Alarm
Assures cabinet is operating at desired temperature.

Recall & Memory
View settings at the touch of a button. Settings are saved when turned off.

Top-Mounted Controls
Ergonomic, user-friendly controls are mounted at the top of the cabinet for improved access, to help prevent damage, and easy cleaning.

4 Gallon Reservoir
Allows you to maximize and control actual relative humidity levels inside the cabinet. Drip trough bumper is a standard feature on every 9 Series cabinet

Slides
Two systems to choose from that hold a variety of pan sizes. Universal option for maximum pan flexibility or lip load to maximize 18x26 sheet pan capacity.

Doors
Field reversible, solid or glass insulated doors with high strength magnetic pull latch for easy access.

Easy-to-Use Controls

Real-time temperature and relative humidity levels are constantly displayed, giving the foodservice professional valuable feedback. Simply turn the dial to the desired temperature or humidity setting and let the cabinet do the rest.

Heavily Insulated

2½" thick, high density fiberglass insulation in your choice of stainless steel or aluminum construction.

32 ENERGY STAR models to choose from!

High Performance

High performance airflow design delivers uniform temperature and humidity throughout the cabinet by channeling hot air to the bottom of the cabinet and over the water reservoir, allowing it to rise naturally without blowing air directly over the food.



Reach-In Model Number Description

Cabinet Height
9 = Full Height
7 = 3/4 Height
5 = 1/2 Height
3 = Under Counter

Door Style
FS = Full Length Solid
FC = Full Length Clear
DS = Dutch Solid*
DC = Dutch Clear*
*Only available on full height

Add "A" suffix for cabinets with factory installed accessories.

C5 9 9 - S DS - U A

NEMA 5-20P
120V, 60Hz, 2000W

Cabinet Material
S = Stainless
N = Aluminum

Slide Type
U = Universal Wire
L = Lip Load Aluminum

Add "L" or "X" for alternate electrical configurations (no upcharge)

C599**L**-SDS-U — NEMA 5-15P, 120V, 60Hz, 1440W

C599**X**-SDS-U — NEMA 6-15P, 220-240V, 50/60Hz, 1681-2000W

9 SERIES — {13.99}

Reach-In Cabinets

Doors	Slides	Cat. No. Stainless Steel	Approx. Pkd. Wt. (lbs.)	Cat. No. Aluminum	Approx. Pkd. Wt. (lbs.)
Full Height					
Full Solid	Universal	**C599-SFS-U***	400	**C599-NFS-U**	270
Full Solid	Lip Load	**C599-SFS-L***	390	**C599-NFS-L**	265
Dutch Solid	Universal	**C599-SDS-U***	410	**C599-NDS-U**	270
Dutch Solid	Lip Load	**C599-SDS-L***	400	**C599-NDS-L**	270
Full Clear	Universal	**C599-SFC-U**	410	**C599-NFC-U**	280
Full Clear	Lip Load	**C599-SFC-L**	400	**C599-NFC-L**	270
Dutch Clear	Universal	**C599-SDC-U**	410	**C599-NDC-U**	280
Dutch Clear	Lip Load	**C599-SDC-L**	400	**C599-NDC-L**	270
3/4 Height					
Full Solid	Universal	**C597-SFS-U***	310	**C597-NFS-U**	210
Full Solid	Lip Load	**C597-SFS-L***	300	**C597-NFS-L**	205
Full Clear	Universal	**C597-SFC-U**	307	**C597-NFC-U**	215
Full Clear	Lip Load	**C597-SFC-L**	297	**C597-NFC-L**	210
1/2 Height					
Full Solid	Universal	**C595-SFS-U***	200	**C595-NFS-U**	140
Full Solid	Lip Load	**C595-SFS-L***	190	**C595-NFS-L**	135
Full Clear	Universal	**C595-SFC-U**	197	**C595-NFC-U**	145
Full Clear	Lip Load	**C595-SFC-L**	187	**C595-NFC-L**	140
Under Counter (Not available in 120V, 2000W)					
Full Solid	Universal	**C593L-SFS-U**	105	**C593L-NFS-U**	70
Full Solid	Lip Load	**C593L-SFS-L**	95	**C593L-NFS-L**	65
Full Clear	Universal	**C593L-SFC-U**	100	**C593L-NFC-U**	75
Full Clear	Lip Load	**C593L-SFC-L**	90	**C593L-NFC-L**	70

*120V 2000W and 1440W models with and without accessories are ENERGY STAR.

Pass-Thru Model Number Description

Pass Thru

Door Style
FS = Full Length Solid
FC = Full Length Clear
DS = Dutch Solid
DC = Dutch Clear

C599-SDS-UPDSA

NEMA 5-20P
120V, 60Hz, 2000W

Add "A" suffix for cabinets with factory installed accessories.

Add "L" or "X" for alternate electrical configurations (no upcharge)

C599**L**-SDS-UPDS — NEMA 5-15P, 120V, 60Hz, 1440W

C599**X**-SDS-UPDS — NEMA 6-15P, 220-240V, 50/60Hz, 1681-2000W

Pass-Thru Cabinets (Only available in Full Height or 1/2 Height)

Doors/Rear Doors	Slides	Cat. No. Stainless Steel	Approx. Pkd. Wt. (lbs.)	Cat. No. Aluminum	Approx. Pkd. Wt. (lbs.)
Full Height Pass-Thru					
Full Solid/Full Solid	Universal	**C599-SFS-UPFS**	435	**C599-NFS-UPFS**	270
Full Solid/Full Clear	Universal	**C599-SFS-UPFC**	430	**C599-NFS-UPFC**	280
Full Solid/Full Solid	Lip Load	**C599-SFS-LPFS**	390	**C599-NFS-LPFS**	265
Full Solid/Full Clear	Lip Load	**C599-SFS-LPFC**	435	**C599-NFS-LPFC**	270
Dutch Solid/Dutch Solid	Universal	**C599-SDS-UPDS**	410	**C599-NDS-UPDS**	275
Dutch Solid/Dutch Clear	Universal	**C599-SDS-UPDC**	435	**C599-NDS-UPDC**	275
Dutch Solid/Dutch Solid	Lip Load	**C599-SDS-LPDS**	400	**C599-NDS-LPDS**	275
Dutch Solid/Dutch Clear	Lip Load	**C599-SDS-LPDC**	430	**C599-NDS-LPDC**	280
Full Clear/Full Clear	Universal	**C599-SFC-UPFC**	400	**C599-NFC-UPFC**	275
Full Clear/Full Solid	Universal	**C599-SFC-UPFS**	435	**C599-NFC-UPFS**	280
Full Clear/Full Clear	Lip Load	**C599-SFC-LPFC**	400	**C599-NFC-LPFC**	270
Full Clear/Full Solid	Lip Load	**C599-SFC-LPFS**	430	**C599-NFC-LPFS**	280
Dutch Clear/Dutch Clear	Universal	**C599-SDC-UPDC**	410	**C599-NDC-UPDC**	280
Dutch Clear/Dutch Solid	Universal	**C599-SDC-UPDS**	435	**C599-NDC-UPDS**	280
Dutch Clear/Dutch Clear	Lip Load	**C599-SDC-LPDC**	400	**C599-NDC-LPDC**	275
Dutch Clear/Dutch Solid	Lip Load	**C599-SDC-LPDS**	430	**C599-NDC-LPDS**	275
1/2 Height Pass-Thru					
Full Solid/Full Solid	Universal	**C595-SFS-UPFS**	210	**C595-NFS-UPFS**	150
Full Solid/Full Clear	Universal	**C595-SFS-UPFC**	218	**C595-NFS-UPFC**	150
Full Solid/Full Solid	Lip Load	**C595-SFS-LPFS**	200	**C595-NFS-LPFS**	145
Full Solid/Full Clear	Lip Load	**C595-SFS-LPFC**	205	**C595-NFS-LPFC**	140
Full Clear/Full Clear	Universal	**C595-SFC-UPFC**	207	**C595-NFC-UPFC**	155
Full Clear/Full Solid	Universal	**C595-SFC-UPFS**	218	**C595-NFC-UPFS**	150
Full Clear/Full Clear	Lip Load	**C595-SFC-LPFC**	200	**C595-NFC-LPFC**	145
Full Clear/Full Solid	Lip Load	**C595-SFC-LPFS**	205	**C595-NFC-LPFS**	140

Universal Slides

Lip Load Slides

Cabinet Size	Universal Wire Pan Capacity: Slide Pairs Provided	Slide Pairs Max*	Sheet Pans 18"x26"	Steam Pans 12"x20"x2.5"	Steam Pans 12"x20"x4"	Steam Pans 12"x20"x6"	Gastronorm 65mm Depth 2/1	Gastronorm 65mm Depth 1/1	Lip Load Pan Capacity: Sheet Pans 18"x26"
Full Height	18	36	18	34	24	14	17	34	35
Full Height Dutch	18	35	17	32	22	12	16	32	34
3/4 Height	14	28	13	26	16	12	13	26	27
1/2 Height	8	17	8	16	10	6	8	16	17
Under Counter	5	9	5	10	6	4	5	10	10

*Maximum number of slide pairs @ 1½" spacing. Additional slide pairs ordered separately.

ENERGY STAR

Full, 3/4 and 1/2 height stainless steel reach-in models with solid doors

c UL us

NSF

C5 8 Series

High performance insulated cabinets with precise temperature control.

Designed to precisely maintain food temperature and quality by continuously monitoring and controlling internal cabinet temperature. 8 Series cabinets give you consistent results.

Available Sizes

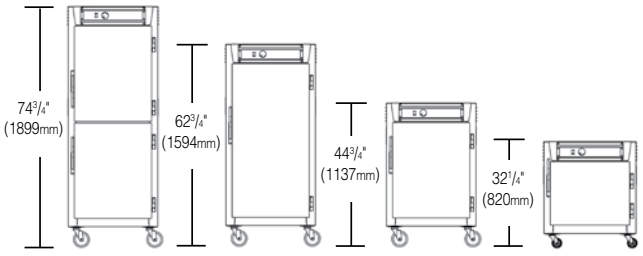

All cabinets are 29.125" (740mm) wide and 32.625" (829mm)deep (Pass-thru are 34.625" (880mm) deep).

Intuitive
Easy-to-use controls that anyone can understand.

Temperature
Measures and displays actual cabinet temperature.

Recall & Memory
View settings at the touch of a button. Settings are saved when turned off.

Low-Temp Alarm
Assures cabinet is operating at desired temperature.

Top-Mounted Controls
Ergonomic, user-friendly controls are mounted at the top of the cabinet for improved access, to help prevent damage, and easy cleaning.

Passive Humidity
Water pan is a standard feature on every 8 Series cabinet; hot air flows over water pan to help create moisture.

Slides
Two systems to choose from that hold a variety of pan sizes. Universal option for maximum pan flexibility or lip load to maximize 18x26 sheet pan capacity.

Doors
Field reversible, solid or glass insulated doors with high strength magnetic pull latch for easy access.

Easy-to-Use Controls

Real-time temperature is constantly displayed, giving the foodservice professional valuable feedback. Simply turn the dial to the desired temperature and let the cabinet do the rest.

Heavily Insulated

2 1/2" thick, high density fiberglass insulation in your choice of stainless steel or aluminum construction.

32 ENERGY STAR models to choose from!

High Performance

High performance airflow design delivers uniform temperature throughout the cabinet by channeling hot air to the bottom of the cabinet and over the passive humidity pan, allowing it to rise naturally without blowing air directly over the food.

8 SERIES — {13.98}

Reach-In Model Number Description

Cabinet Height
9 = Full Height
7 = 3/4 Height
5 = 1/2 Height
3 = Under Counter

Door Style
FS = Full Length Solid
FC = Full Length Clear
DS = Dutch Solid*
DC = Dutch Clear*
*Only available on full height

Add "A" suffix for cabinets with factory installed accessories.

C589-SDS-UA

NEMA 5-20P
120V, 60Hz, 2000W

Cabinet Material
S = Stainless
N = Aluminum

Slide Type
U = Universal Wire
L = Lip Load Aluminum

Add "L" or "X" for alternate electrical configurations (no upcharge)

C589**L**-SDS-U — NEMA 5-15P, 120V, 60Hz, 1440W

C589**X**-SDS-U — NEMA 6-15P, 220-240V, 50/60Hz, 1681-2000W

Reach-In Cabinets

Doors	Slides	Cat. No. Stainless Steel	Approx. Pkd. Wt. (lbs.)	Cat. No. Aluminum	Approx. Pkd. Wt. (lbs.)
Full Height					
Full Solid	Universal	**C589-SFS-U***	375	**C589-NFS-U**	270
Full Solid	Lip Load	**C589-SFS-L***	365	**C589-NFS-L**	265
Dutch Solid	Universal	**C589-SDS-U***	385	**C589-NDS-U**	275
Dutch Solid	Lip Load	**C589-SDS-L***	375	**C589-NDS-L**	270
Full Clear	Universal	**C589-SFC-U**	415	**C589-NFC-U**	275
Full Clear	Lip Load	**C589-SFC-L**	415	**C589-NFC-L**	270
Dutch Clear	Universal	**C589-SDC-U**	415	**C589-NDC-U**	280
Dutch Clear	Lip Load	**C589-SDC-L**	415	**C589-NDC-L**	270
3/4 Height					
Full Solid	Universal	**C587-SFS-U***	285	**C587-NFS-U**	210
Full Solid	Lip Load	**C587-SFS-L***	307	**C587-NFS-L**	205
Full Clear	Universal	**C587-SFC-U**	307	**C587-NFC-U**	215
Full Clear	Lip Load	**C587-SFC-L**	280	**C587-NFC-L**	210
1/2 Height					
Full Solid	Universal	**C585-SFS-U***	175	**C585-NFS-U**	140
Full Solid	Lip Load	**C585-SFS-L***	175	**C585-NFS-L**	135
Full Clear	Universal	**C585-SFC-U**	205	**C585-NFC-U**	145
Full Clear	Lip Load	**C585-SFC-L**	205	**C585-NFC-L**	140
Under Counter (Not available in 120V, 2000W)					
Full Solid	Universal	**C583L-SFS-U**	80	**C583L-NFS-U**	70
Full Solid	Lip Load	**C583L-SFS-L**	70	**C583L-NFS-L**	65
Full Clear	Universal	**C583L-SFC-U**	105	**C583L-NFC-U**	75
Full Clear	Lip Load	**C583L-SFC-L**	100	**C583L-NFC-L**	70

*120V 2000W and 1440W models with and without accessories are ENERGY STAR.

Pass-Thru Model Number Description

Pass Thru

Door Style
FS = Full Length Solid
FC = Full Length Clear
DS = Dutch Solid
DC = Dutch Clear

C589-SDS-UPDSA

NEMA 5-20P
120V, 60Hz, 2000W

Add "A" suffix for cabinets with factory installed accessories.

Add "L" or "X" for alternate electrical configurations (no upcharge)

C589**L**-SDS-UPDS — NEMA 5-15P, 120V, 60Hz, 1440W

C589**X**-SDS-UPDS — NEMA 6-15P, 220-240V, 50/60Hz, 1681-2000W

Pass-Thru Cabinets (Only available in Full Height or 1/2 Height)

Doors/Rear Doors	Slides	Cat. No. Stainless Steel	Approx. Pkd. Wt. (lbs.)	Cat. No. Aluminum	Approx. Pkd. Wt. (lbs.)
Full Height Pass-Thru					
Full Solid/Full Solid	Universal	**C589-SFS-UPFS**	375	**C589-NFS-UPFS**	270
Full Solid/Full Clear	Universal	**C589-SFS-UPFC**	435	**C589-NFS-UPFC**	280
Full Solid/Full Solid	Lip Load	**C589-SFS-LPFS**	385	**C589-NFS-LPFS**	265
Full Solid/Full Clear	Lip Load	**C589-SFS-LPFC**	435	**C589-NFS-LPFC**	275
Dutch Solid/Dutch Solid	Universal	**C589-SDS-UPDS**	380	**C589-NDS-UPDS**	275
Dutch Solid/Dutch Clear	Universal	**C589-SDS-UPDC**	430	**C589-NDS-UPDC**	275
Dutch Solid/Dutch Solid	Lip Load	**C589-SDS-LPDS**	390	**C589-NDS-LPDS**	270
Dutch Solid/Dutch Clear	Lip Load	**C589-SDS-LPDC**	430	**C589-NDS-LPDC**	270
Full Clear/Full Clear	Universal	**C589-SFC-UPFC**	400	**C589-NFC-UPFC**	275
Full Clear/Full Solid	Universal	**C589-SFC-UPFS**	435	**C589-NFC-UPFS**	280
Full Clear/Full Clear	Lip Load	**C589-SFC-LPFC**	390	**C589-NFC-LPFC**	270
Full Clear/Full Solid	Lip Load	**C589-SFC-LPFS**	435	**C589-NFC-LPFS**	275
Dutch Clear/Dutch Clear	Universal	**C589-SDC-UPDC**	410	**C589-NDC-UPDC**	280
Dutch Clear/Dutch Solid	Universal	**C589-SDC-UPDS**	435	**C589-NDC-UPDS**	275
Dutch Clear/Dutch Clear	Lip Load	**C589-SDC-LPDC**	400	**C589-NDC-LPDC**	275
Dutch Clear/Dutch Solid	Lip Load	**C589-SDC-LPDS**	435	**C589-NDC-LPDS**	270
1/2 Height Pass-Thru					
Full Solid/Full Solid	Universal	**C585-SFS-UPFS**	170	**C585-NFS-UPFS**	150
Full Solid/Full Clear	Universal	**C585-SFS-UPFC**	218	**C585-NFS-UPFC**	150
Full Solid/Full Solid	Lip Load	**C585-SFS-LPFS**	165	**C585-NFS-LPFS**	145
Full Solid/Full Clear	Lip Load	**C585-SFS-LPFC**	210	**C585-NFS-LPFC**	140
Full Clear/Full Clear	Universal	**C585-SFC-UPFC**	218	**C585-NFC-UPFC**	155
Full Clear/Full Solid	Universal	**C585-SFC-UPFS**	218	**C585-NFC-UPFS**	150
Full Clear/Full Clear	Lip Load	**C585-SFC-LPFC**	210	**C585-NFC-LPFC**	145
Full Clear/Full Solid	Lip Load	**C585-SFC-LPFS**	210	**C585-NFC-LPFS**	140

Universal Slides

Lip Load Slides

Cabinet Size	Universal Wire Pan Capacity: Slide Pairs Provided	Slide Pairs Max*	Sheet Pans 18"x26"	Steam Pans 12"x20"x2.5"	Steam Pans 12"x20"x4"	Steam Pans 12"x20"x6"	Gastronorm 65mm Depth 2/1	Gastronorm 65mm Depth 1/1	Lip Load Pan Capacity: Sheet Pans 18"x26"
Full Height	18	36	18	34	24	14	17	34	35
Full Height Dutch	18	35	17	32	22	12	16	32	34
3/4 Height	14	28	13	26	16	12	13	26	27
1/2 Height	8	17	8	16	10	6	8	16	17
Under Counter	5	9	5	10	6	4	5	10	10

*Maximum number of slide pairs @ 1½" spacing. Additional slide pairs ordered separately.

ENERGY STAR

Full and 3/4 height stainless steel reach-in models with solid doors and all 1/2 height stainless steel reach-in models

c UL us

NSF

C5 6 Series

High performance insulated cabinets with traditional temperature control.

Designed to maintain food temperature and quality by continuously monitoring and controlling internal cabinet temperature. 6 Series cabinets give you professional results.

vailable Sizes

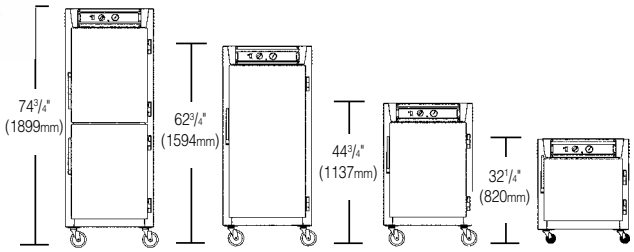

All cabinets are 29.125" (740mm) wide and 32.625" (829mm)deep (Pass-thru are 34.625" (880mm) deep).

Temperature
The easy-to-use dial puts you in control of cabinet temperature.

Reliable Readout
Measures and displays actual cabinet temperature even when the cabinet is off.

Traditional Controls

Electro-mechanical thermostat and "always-on" analog thermometer for continuous monitoring of cabinet temperature, even when turned off or unplugged.

Top-Mounted Controls
Ergonomic, user-friendly controls are mounted at the top of the cabinet for improved access, to help prevent damage, and easy cleaning.

Passive Humidity
Water pan is a standard feature on every 6 Series cabinet; hot air flows over water pan to help create moisture.

Slides
Two systems to choose from that hold a variety of pan sizes. Universal option for maximum pan flexibility or lip load to maximize 18x26 sheet pan capacity.

Doors
Field reversible, solid or glass insulated doors with high strength magnetic pull latch for easy access.

Heavily Insulated

2 1/2" thick, high-density fiberglass insulation in your choice of stainless steel or aluminum construction.

36 ENERGY STAR models to choose from!

High Performance

High performance airflow design delivers uniform temperature throughout the cabinet by channeling hot air to the bottom of the cabinet and over the passive humidity pan, allowing it to rise naturally without blowing air directly over the food.

6 SERIES — {13.96}

Reach-In Model Number Description

Cabinet Height
9 = Full Height
7 = 3/4 Height
5 = 1/2 Height
3 = Under Counter

Door Style
FS = Full Length Solid
FC = Full Length Clear
DS = Dutch Solid*
DC = Dutch Clear*
*Only available on full height

Add "A" suffix for cabinets with factory installed accessories.

C569-SDS-UA — NEMA 5-20P, 120V, 60Hz, 2000W

Cabinet Material
S = Stainless
N = Aluminum

Slide Type
U = Universal Wire
L = Lip Load Aluminum

Add "L" or "X" for alternate electrical configurations (no upcharge)

C569**L**-SDS-U — NEMA 5-15P, 120V, 60Hz, 1440W

C569**X**-SDS-U — NEMA 6-15P, 220-240V, 50/60Hz, 1681-2000W

Reach-In Cabinets

Doors	Slides	Cat. No. Stainless Steel	Approx. Pkd. Wt. (lbs.)	Cat. No. Aluminum	Approx. Pkd. Wt. (lbs.)
Full Height					
Full Solid	Universal	**C569-SFS-U***	375	**C569-NFS-U**	270
Full Solid	Lip Load	**C569-SFS-L***	365	**C569-NFS-L**	265
Dutch Solid	Universal	**C569-SDS-U***	385	**C569-NDS-U**	275
Dutch Solid	Lip Load	**C569-SDS-L***	375	**C569-NDS-L**	270
Full Clear	Universal	**C569-SFC-U**	415	**C569-NFC-U**	275
Full Clear	Lip Load	**C569-SFC-L**	415	**C569-NFC-L**	270
Dutch Clear	Universal	**C569-SDC-U**	415	**C569-NDC-U**	280
Dutch Clear	Lip Load	**C569-SDC-L**	415	**C569-NDC-L**	270
3/4 Height					
Full Solid	Universal	**C567-SFS-U***	285	**C567-NFS-U**	210
Full Solid	Lip Load	**C567-SFS-L***	307	**C567-NFS-L**	205
Full Clear	Universal	**C567-SFC-U**	307	**C567-NFC-U**	215
Full Clear	Lip Load	**C567-SFC-L**	280	**C567-NFC-L**	210
1/2 Height					
Full Solid	Universal	**C565-SFS-U***	175	**C565-NFS-U**	140
Full Solid	Lip Load	**C565-SFS-L***	175	**C565-NFS-L**	135
Full Clear	Universal	**C565-SFC-U***	205	**C565-NFC-U**	145
Full Clear	Lip Load	**C565-SFC-L***	205	**C565-NFC-L**	140
Under Counter (Not available in 120V, 2000W)					
Full Solid	Universal	**C563L-SFS-U**	80	**C563L-NFS-U**	70
Full Solid	Lip Load	**C563L-SFS-L**	70	**C563L-NFS-L**	65
Full Clear	Universal	**C563L-SFC-U**	105	**C563L-NFC-U**	75
Full Clear	Lip Load	**C563L-SFC-L**	100	**C563L-NFC-L**	70

*120V 2000W and 1440W models with and without accessories are ENERGY STAR.

Pass-Thru Model Number Description

Pass Thru

Door Style
FS = Full Length Solid
FC = Full Length Clear
DS = Dutch Solid
DC = Dutch Clear

C569-SDS-UPDSA

NEMA 5-20P
120V, 60Hz, 2000W

Add "A" suffix for cabinets with factory installed accessories.

Add "L" or "X" for alternate electrical configurations (no upcharge)

C569**L**-SDS-UPDS — NEMA 5-15P, 120V, 60Hz, 1440W

C569**X**-SDS-UPDS — NEMA 6-15P, 220-240V, 50/60Hz, 1681-2000W

Pass-Thru Cabinets (Only available in Full Height or 1/2 Height)

Doors/Rear Doors	Slides	Cat. No. Stainless Steel	Approx. Pkd. Wt. (lbs.)	Cat. No. Aluminum	Approx. Pkd. Wt. (lbs.)
Full Height Pass-Thru					
Full Solid/Full Solid	Universal	**C569-SFS-UPFS**	375	**C569-NFS-UPFS**	270
Full Solid/Full Clear	Universal	**C569-SFS-UPFC**	435	**C569-NFS-UPFC**	280
Full Solid/Full Solid	Lip Load	**C569-SFS-LPFS**	385	**C569-NFS-LPFS**	265
Full Solid/Full Clear	Lip Load	**C569-SFS-LPFC**	435	**C569-NFS-LPFC**	275
Dutch Solid/Dutch Solid	Universal	**C569-SDS-UPDS**	380	**C569-NDS-UPDS**	275
Dutch Solid/Dutch Clear	Universal	**C569-SDS-UPDC**	430	**C569-NDS-UPDC**	275
Dutch Solid/Dutch Solid	Lip Load	**C569-SDS-LPDS**	390	**C569-NDS-LPDS**	270
Dutch Solid/Dutch Clear	Lip Load	**C569-SDS-LPDC**	430	**C569-NDS-LPDC**	270
Full Clear/Full Clear	Universal	**C569-SFC-UPFC**	400	**C569-NFC-UPFC**	275
Full Clear/Full Solid	Universal	**C569-SFC-UPFS**	435	**C569-NFC-UPFS**	280
Full Clear/Full Clear	Lip Load	**C569-SFC-LPFC**	390	**C569-NFC-LPFC**	270
Full Clear/Full Solid	Lip Load	**C569-SFC-LPFS**	435	**C569-NFC-LPFS**	275
Dutch Clear/Dutch Clear	Universal	**C569-SDC-UPDC**	410	**C569-NDC-UPDC**	280
Dutch Clear/Dutch Solid	Universal	**C569-SDC-UPDS**	435	**C569-NDC-UPDS**	275
Dutch Clear/Dutch Clear	Lip Load	**C569-SDC-LPDC**	400	**C569-NDC-LPDC**	275
Dutch Clear/Dutch Solid	Lip Load	**C569-SDC-LPDS**	435	**C569-NDC-LPDS**	270
1/2 Height Pass-Thru					
Full Solid/Full Solid	Universal	**C565-SFS-UPFS**	170	**C565-NFS-UPFS**	150
Full Solid/Full Clear	Universal	**C565-SFS-UPFC**	218	**C565-NFS-UPFC**	150
Full Solid/Full Solid	Lip Load	**C565-SFS-LPFS**	165	**C565-NFS-LPFS**	145
Full Solid/Full Clear	Lip Load	**C565-SFS-LPFC**	210	**C565-NFS-LPFC**	140
Full Clear/Full Clear	Universal	**C565-SFC-UPFC**	218	**C565-NFC-UPFC**	155
Full Clear/Full Solid	Universal	**C565-SFC-UPFS**	218	**C565-NFC-UPFS**	150
Full Clear/Full Clear	Lip Load	**C565-SFC-LPFC**	210	**C565-NFC-LPFC**	145
Full Clear/Full Solid	Lip Load	**C565-SFC-LPFS**	210	**C565-NFC-LPFS**	140

Universal Slides

Lip Load Slides

Cabinet Size	Universal Wire Pan Capacity: Slide Pairs Provided	Slide Pairs Max*	Sheet Pans 18"x26"	Steam Pans 12"x20"x2.5"	Steam Pans 12"x20"x4"	Steam Pans 12"x20"x6"	Gastronorm 65mm Depth 2/1	Gastronorm 65mm Depth 1/1	Lip Load Pan Capacity: Sheet Pans 18"x26"
Full Height	18	36	18	34	24	14	17	34	35
Full Height Dutch	18	35	17	32	22	12	16	32	34
3/4 Height	14	28	13	26	16	12	13	26	27
1/2 Height	8	17	8	16	10	6	8	16	17
Under Counter	5	9	5	10	6	4	5	10	10

*Maximum number of slide pairs @ 1½" spacing. Additional slide pairs ordered separately.

C5 9, 8, 6 SERIES ACCESSORIES

Rear Push Handle

Stainless steel tubular handle mounted on rearside of the cabinet for mobile applications.

Description	Cat. No.
Rear Push Handle	C5-HANDLE*

*Not available on pass-thru models

Bumper Options

Description	Cat. No.
Full Perimeter Bumper	C5-PERMBUMP
Polymer Corner Bumper/Drip Trough*	C5-BUMPDRIP

*Note: Standard feature on 9 Series cabinets

Polymer Corner Bumper

Full Perimeter Bumper

Door, Plug & Caster Options

Description	Cat. No.
Travel Latch / Hasp	C59-TRVL
Flush Door Latch*	C5-LATCHFLUSH
Key Locking Door Latch (not available on under counter models)*	C5-LATCHLOCK
Whiteboard / Clipboard Information Panel***	C5-INFOPNL
Factory Left-Hand Door Hinging	DD3768
Factory Same-Side Pass-thru Door Hinging	C5-SAMESIDE
Straight Plug (20 Amp, 120V) — in lieu of standard**	C5-STRPLG-20
Straight Plug (15 Amp, 120V) — in lieu of standard**	C5-STRPLG-15
Twist Lock Plug (20 Amp,120V) — in lieu of standard**	C5-RTWSTPLG
Twist Lock Plug (15 Amp, 120V) — in lieu of standard**	C5-RTWSTPLG-15
5" Rear Rigid Casters (pair) — in lieu of standard	C5-5RDGCSTR
6" Casters (set of 4 swivel) — in lieu of standard	C5-6CASTER
6" Stainless Steel Legs (set of 4) — in lieu of casters	C5-SSLEGS

*Note: Order (1) per door (ie — dutch, pass-thru models require 4 each).
**Note: 9,8,6 Series 120V units come standard with right angle plug, straight plug standard on 220-240V units.
***Note: Only available on solid doors.



Standard Flush Key Locking

Right Angle Plug Twist Lock Plug Straight Plug

Slide & Shelf Options

Description	Cat. No.
Extra Universal Slide Pair (2 pieces) Chrome	C5-USLIDEPR-C
Extra Universal Slide Pair (2 pieces) Stainless Steel	C5-USLIDEPR-S
Full Height Stainless Steel Universal Slide Upgrade*	C5-USLIDE-9S
3/4 Height Stainless Steel Universal Slide Upgrade*	C5-USLIDE-7S
1/2 Height Stainless Steel Universal Slide Upgrade*	C5-USLIDE-5S
Under Counter Stainless Steel Universal Slide Upgrade*	C5-USLIDE-3S
Small Item Shelf**	C5-SHELF-S
(4) Wire Shelves in Lieu of Universal Slides (full height models)*	C5-SHELFONLY-9S
(3) Wire Shelves in Lieu of Universal Slides (3/4 height models)*	C5-SHELFONLY-7S
(2) Wire Shelves in Lieu of Universal Slides (1/2 height models)*	C5-SHELFONLY-5S
(2) Wire Shelves in Lieu of Universal Slides (under counter models)*	C5-SHELFONLY-3S

*Note: Must order universal slide model ("U")
**Note: Can only be used with universal slides ("U"). Does not work with lip-load slides

Small Item Shelf

CONTROL PANEL COVER

Locking cover protects settings but allows cabinet to be turned on and off.

Description	Cat. No.
Control Panel Cover	C5-COVER

RECOMMENDED C5 9 SERIES FOOD SETTINGS

PRODUCT	TEMPERATURE °F (°C)	RELATIVE HUMIDITY %*
MEATS		
Prime Rib	175 (79)	75
Hamburgers	180 (82)	60
Hot Dogs	170 (77)	70
Roast Beef	175 (79)	65
Roast Pork	175 (79)	65
Ribs (Pork Spareribs)	175 (79)	70
FISH		
Fish, Baked (Cod Loin) IQF	170 (77)	45
Fish, Batter Dipped	175 (79)	30
POULTRY		
Chicken, Boneless, Skinless	175 (79)	70
Chicken, Thigh, Baked, Fried	175 (79)	70
Chicken, Full Breast	175 (79)	70
Chicken, Drum, Baked, Fried	175 (79)	55
Chicken, Leg	175 (79)	70
Chicken, Fried Full Breast	175 (79)	45
Chicken, Fried Thigh	175 (79)	45
Chicken, Fried Drum	175 (79)	45
Chicken, Fried Boneless Skinless	175 (79)	45
Chicken, Whole Roasted	170 (77)	65
Turkey	175 (79)	70

PRODUCT	TEMPERATURE °F (°C)	RELATIVE HUMIDITY %*
VEGETABLES		
Broccoli, Spears	175 (79)	70
Carrots, Sliced, Crinkled	175 (79)	70
Cauliflower, Clusters IQF	175 (79)	70
Corn on the Cob	180 (82)	75
Mixed Vegetables	175 (79)	70
STARCHES		
Fry, Regular 3/8"	195 (91)	OFF [2]
Potatoes, Mashed	175 (79)	70
Potatoes, Baked	180 (82)	65
Potatoes, Scalloped	175 (79)	75
Pasta, Elbow Macaroni	180 (82)	55
Rice	180 (82)	75
Lasagna, Meat Sauce & Cheese	185 (85)	70
Beans	175 (79)	65
BREADS		
Biscuit, Buttermilk Mini	175 (79)	OFF [1]
Croissants, Sliced	155 (68)	OFF [1]
French Toast, Thin Slice	175 (79)	OFF [1]
Waffles, Original	175 (79)	OFF [1]
Pancakes	175 (79)	OFF [1]
Pizza	175 (79)	OFF [2]
Rolls	175 (79)	OFF [1]
Dough (Proofing)	90 - 100 (32 - 38)	80 - 90

Developed in conjunction with the Center for Food Innovation (CFI), Penn State University
Temperature settings remain the same for non-humidity controlled cabinets.

(1) Water Reservoir **FULL**
(2) Water Reservoir **EMPTY**

* NOTE: Recommended Humidity Set point. Readout will display relative humidity inside the cabinet based on actual conditions and may vary from set point based on door opening, quantity and temperature of food, and moisture content of food. Use feedback to vary settings as required for individual products and desired results.
** NOTE: When Relative Humidity is set to OFF the cabinet will not generate additional humidity but will continue to display the actual relative humidity inside the cabinet. To reduce humidity further, increase the temperature setting and/or drain the water reservoir.

Performance & Value

All models with solid doors are ENERGY STAR

C5 4 Series with Insulation Armour™ Plus

High performance holding and energy efficiency at a lower initial investment.

Metro's innovative hybrid polymer - stainless steel design exceeds traditional double wall fiberglass cabinet construction by replacing the costly exterior layer of sheet metal with foamed-in-place polyurethane insulated polymer panels. Performance and value at the 4-front of innovation, Insulation Armour™ Plus provides superior energy efficiency, built-in vertical handles, and full body bumper protection at the right price!

Dimensions

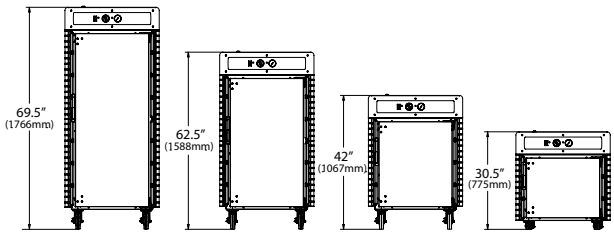

All cabinets are 30" (762mm) wide and 33" (838mm) deep

Innovative Design.

Superior Energy Efficiency

Polymer panels with foamed-in-place polyurethane insulation retain heat and save energy.

Top-Mounted Controls

Ergonomic,user-friendly controls are mounted at the top of the cabinet for improved access, to help prevent damage, and easy cleaning.

Consistent Airflow
High performance airflow design gently circulates hot air for improved temperature consistency. Air is channeled to the bottom of the cabinet, then rises naturally without blowing directly over the food.

Armour Panels
Panels have molded-in handles and act as a full-body bumper for improved handling and protection in mobile applications.

Slides
Two systems to choose from that hold a variety of pan sizes. Universal option for maximum pan flexibility or lip load to maximize 18x26 sheet pan capacity.

Heavy-Duty Door & Hinges
Field reversible stainless steel door with 2" thick high-density fiberglass insulation and 11-gauge stainless steel hinges.

Stainless Steel Construction

High-quality Type 304 stainless steel for easy cleaning and long-term durability.

4 SERIES — {13.94}

WITH INSULATION ARMOUR™ PLUS

Model Number Description

Cabinet Height
9 = Full Height
8 = 5/6 Height
5 = 1/2 Height
3 = Under Counter

Door Style
FS = Full Length Solid
FC = Full Length Clear
DS = Dutch Solid*
DC = Dutch Clear*
*Only available on full height

Add "A" suffix for cabinets with factory installed accessories.

C549-ASFS-UA

NEMA 5-15P
120V, 60Hz, 1400W

Slide Type
U = Universal Wire
L = Lip Load Aluminum

Add "X" for alternate electrical configurations (no upcharge)

C549X-ASFS-U

NEMA 6-15P
220-240V, 50/60Hz, 1176-1400W

Electrical	Doors	Slides	Cat No.	Approx. Pkd. Wt. (lbs.)
Full Height				
120V, 60 Hz	Full Solid	Universal	**C549-ASFS-U***	345
120V, 60 Hz	Full Solid	Lip Load	**C549-ASFS-L***	325
120V, 60 Hz	Dutch Solid	Universal	**C549-ASDS-U***	345
120V, 60 Hz	Dutch Solid	Lip Load	**C549-ASDS-L***	325
120V, 60 Hz	Dutch Clear	Universal	**C549-ASDC-U**	351
120V, 60 Hz	Dutch Clear	Lip Load	**C549-ASDC-L**	331
220-240V, 50/60Hz	Full Solid	Universal	**C549X-ASFS-U**	345
220-240V, 50/60Hz	Dutch Solid	Universal	**C549X-ASDS-U**	345
220-240V, 50/60Hz	Dutch Clear	Universal	**C549X-ASDC-U**	351
5/6 Height				
120V, 60 Hz	Full Solid	Universal	**C548-ASFS-U***	305
120V, 60 Hz	Full Solid	Lip Load	**C548-ASFS-L***	287
220-240V, 50/60Hz	Full Solid	Universal	**C548X-ASFS-U**	305
1/2 Height				
120V, 60 Hz	Full Solid	Universal	**C545-ASFS-U***	260
120V, 60 Hz	Full Solid	Lip Load	**C545-ASFS-L***	245
220-240V, 50/60Hz	Full Solid	Universal	**C545X-ASFS-U**	260
Under Counter				
120V, 60 Hz	Full Solid	Universal	**C543-ASFS-U***	212
120V, 60 Hz	Full Solid	Lip Load	**C543-ASFS-L***	204
120V, 60 Hz	Full Clear	Universal	**C543-ASFC-U**	215
120V, 60 Hz	Full Clear	Lip Load	**C543-ASFC-L**	207
220-240V, 50/60Hz	Full Solid	Universal	**C543X-ASFS-U**	212
220-240V, 50/60Hz	Full Clear	Universal	**C543X-ASFC-U**	215

*120V solid door models with and without accessories are ENERGY STAR.

Universal Slides

Lip Load Slides

Cabinet Size	Universal Wire Pan Capacity								Lip Load Pan Capacity
	Slide Pairs		Sheet Pans	Steam Pans			Gastronorm 65mm Depth		Sheet Pans 18"x26"
	Provided	Max*	18"x26"	12"x20"x2.5"	12"x20"x4"	12"x20"x6"	2/1	1/1	
Full Height	17	34	17	34	22	14	17	34	34
Full Height Dutch	16	32	16	32	20	12	16	32	32
5/6 Height	14	29	14	28	20	12	14	28	29
1/2 Height	8	15	8	16	10	6	8	16	16
Under Counter	5	10	5	10	6	4	5	10	11

*Maximum number of slide pairs @ 1½" spacing. Additional slide pairs ordered separately.

ACCESSORIES

Door, Plug & Caster Options

Description	Cat. No.
Travel Latch/Hasp*	**C54-TRVL**
Factory Left-Hand Door Hinging	**DD3768**
Straight Plug (15 Amp, 120V) — in lieu of standard**	**C5-STRPLG-15**
Twist Lock Plug (15 Amp, 120V) — in lieu of standard**	**C5-RTWSTPLG-15**
5" Rear Rigid Casters (pair) — in lieu of standard	**C5-5RDGCSTR**
6" Casters (set of 4 swivel) — in lieu of standard	**C5-6CASTER**
6" Stainless Steel Legs (set of 4) — in lieu of casters	**C5-SSLEGS**

*Note: C54-TRVL is only available on full, 5/6, 1/2 height solid doors (not available on clear doors or under counter cabinets).
**Note: 120V units come standard with right angle plug, straight plug standard on 220-240V units.

C54-TRVL

Slide & Shelf Options

Description	Cat. No.
Extra Universal Slide Pair (2 pieces) Chrome	**C5-USLIDEPR-C**
Extra Universal Slide Pair (2 pieces) Stainless Steel	**C5-USLIDEPR-S**
Full Height Stainless Steel Universal Slide Upgrade*	**C5-USLIDE-9S**
5/6 Height Stainless Steel Universal Slide Upgrade*	**C5-USLIDE-7S**
1/2 Height Stainless Steel Universal Slide Upgrade*	**C5-USLIDE-5S**
Under Counter Stainless Steel Universal Slide Upgrade*	**C5-USLIDE-3S**
Small Item Shelf**	**C5-SHELF-S**
(4) Wire Shelves in Lieu of Universal Slides (full height models)*	**C5-SHELFONLY-9S**
(3) Wire Shelves in Lieu of Universal Slides (5/6 height models)*	**C5-SHELFONLY-7S**
(2) Wire Shelves in Lieu of Universal Slides (1/2 height models)*	**C5-SHELFONLY-5S**
(2) Wire Shelves in Lieu of Universal Slides (under counter models)*	**C5-SHELFONLY-3S**

*Note: Must order universal slide model ("U")
**Note: Can only be used with universal slides ("U"). Does not work with lip-load slides

Stainless steel leg option available for counter top applications.

Small Item Shelf

C5 4 Series with Insulation Armour™ Plus

Hot or cold insulated food transport.
Performance and value in every square inch.

Metro's innovative hybrid polymer–stainless steel design exceeds common polymer insulated transport cart construction in a variety of ways: Foamed-in-place insulation helps to safely hold food hot for 5 hours or cold for 3 hours, high-quality stainless steel makes for easy cleaning and long-term durability, and greater pan capacity will save space and help reduce food transport expenditures.

Dimensions

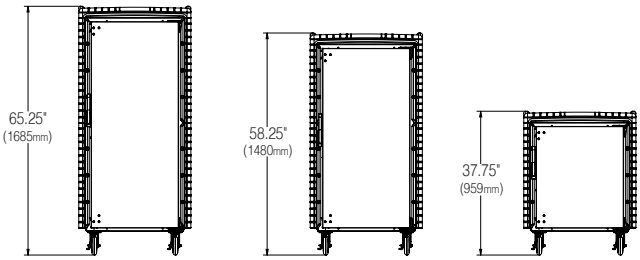

All cabinets are 30" (762mm) wide and 33" (838mm) deep

Model Number Description

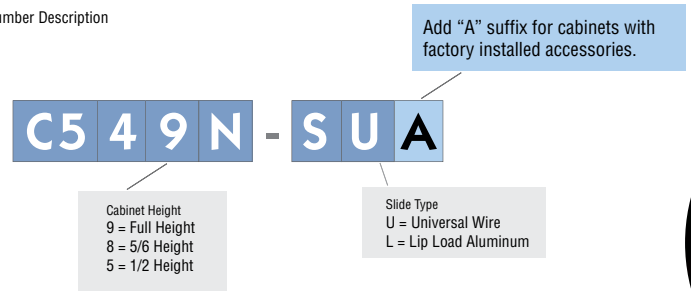

Size	Slides	Approx. Pkd. Wt. (lbs.)	Cat No.
Full	Universal	309	**C549N-SU**
Full	Lip Load	284	**C549N-SL**
5/6 Height	Universal	275	**C548N-SU**
5/6 Height	Lip Load	257	**C548N-SL**
1/2 Height	Universal	230	**C545N-SU**
1/2 Height	Lip Load	215	**C545N-SL**



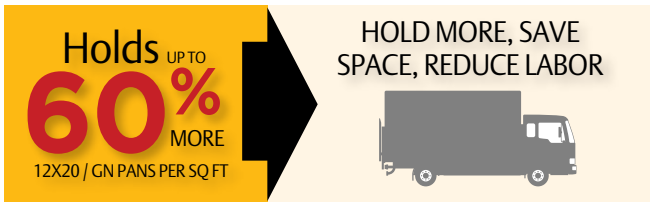



Cabinet Size	Universal Wire Pan Capacity: Slide Pairs Provided	Slide Pairs Max*	Sheet Pans 18"x26"	Steam Pans 12"x20"x2.5"	Steam Pans 12"x20"x4"	Steam Pans 12"x20"x6"	Gastronorm 65mm Depth 2/1	Gastronorm 65mm Depth 1/1	Lip Load Pan Capacity: Sheet Pans 18"x26"
Full Height	17	34	17	34	22	14	17	34	34
5/6 Height	14	29	14	28	20	12	14	28	29
1/2 Height	8	15	8	16	10	6	8	16	16

*Maximum number of slide pairs @ 1½" spacing. Additional slide pairs ordered separately.

ACCESSORIES

Door, Plug & Caster Options

Description	Cat. No.
Travel Latch / Hasp	**C54-TRVL**
Factory Left-Hand Door Hinging	**DD3768**
5" Rear Rigid Casters (pair) — in lieu of standard	**C5-5RDGCSTR**
6" Casters (set of 4 swivel) — in lieu of standard	**C5-6CASTER**

Slide & Shelf Options

Description	Cat. No.
Extra Universal Slide Pair (2 pieces) Chrome	**C5-USLIDEPR-C**
Extra Universal Slide Pair (2 pieces) Stainless Steel	**C5-USLIDEPR-S**
Full Height Stainless Steel Universal Slide Upgrade*	**C5-USLIDE-9S**
5/6 Height Stainless Steel Universal Slide Upgrade*	**C5-USLIDE-7S**
1/2 Height Stainless Steel Universal Slide Upgrade*	**C5-USLIDE-5S**
Small Item Shelf**	**C5-SHELF-S**
(4) Wire Shelves in Lieu of Universal Slides (full height models)*	**C5-SHELFONLY-9S**
(3) Wire Shelves in Lieu of Universal Slides (5/6 height models)*	**C5-SHELFONLY-7S**
(2) Wire Shelves in Lieu of Universal Slides (1/2 height models)*	**C5-SHELFONLY-5S**

*Note: Must order universal slide model ("U")
**Note: Can only be used with universal slides ("U"). Does not work with lip-load slides

C5 3 Series with Insulation Armour™

Cool-to-touch design provides energy efficiency at a lower initial investment.

Insulation Armour insulates the cabinet and protects employees from hot surfaces. Built-in hand holds and full-body bumper protection make it easy to handle when used in mobile applications.

Available Sizes

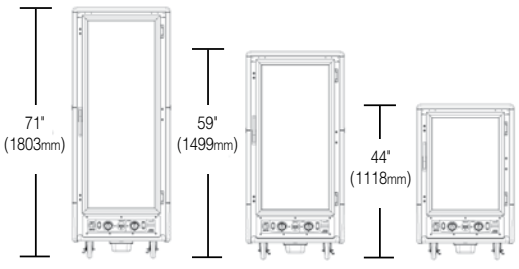

All cabinets are 27 5/8" (702mm) wide and 31 1/2" (800mm) deep (aluminum construction).

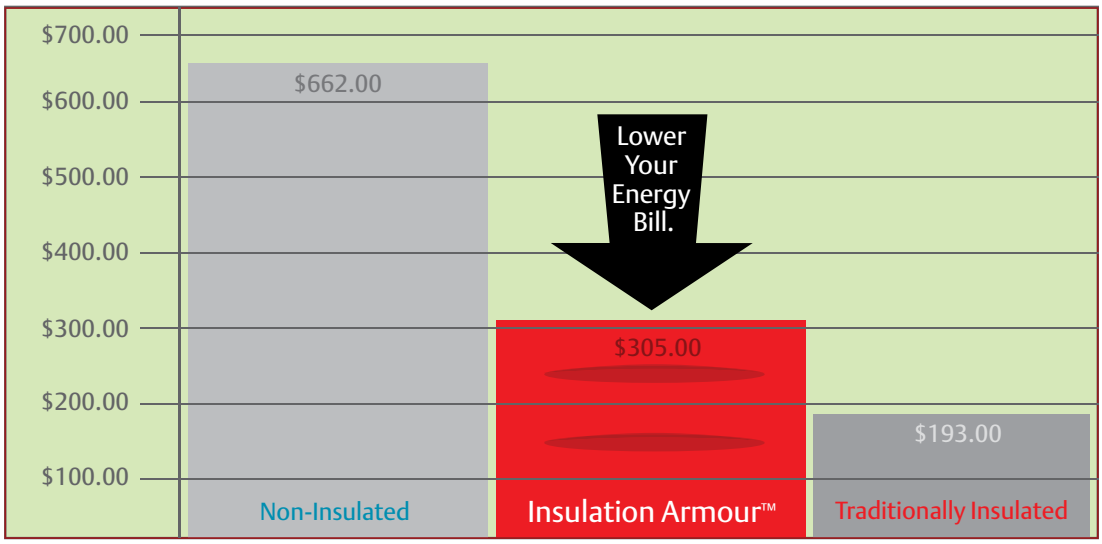

*Average annual energy cost based on $.12 KWH electricity rate, 12 hours of daily use, 365 days a year. Energy cost and savings will vary depending on usage, electricity cost, and comparative model.

Colors
Insulation Armour is available in red, blue, or gray.

Removable Control Module
Entire module is removable without tools for easy cleaning and servicing. Three modules to choose from: holding, moisture holding, and combination proofing and holding.

Slides
Three systems to choose from that hold a variety of pan sizes: universal, lip load, fixed wire.

Doors
Field reversible, solid insulated or clear polycarbonate doors. Full-height cabinets available with full length or dutch doors.

Based on initial investment and energy costs.
Great VALUE

Unique Design

Cool-to-touch design provides energy efficiency at a lower initial investment. Patented technology retains heat and saves energy!

Insulation Armour™

Durable polymer exterior insulates the cabinet and is dent, impact, and stain resistant. Molded-in hand holds create vertical handles for mobile applications.

3 SERIES CONTROL MODULES

THE OPTIONS YOU NEED TO KEEP YOU IN COMPLETE CONTROL

HOLDING MODULE

Heated holding only.

Electrical Configurations

NEMA 5-20P
120V, 60Hz, 2000W

NEMA 5-15P
120V, 60Hz, 1440W

NEMA 6-15P
220-240V, 50/60Hz, 1681-2000W

COMBINATION MODULE

Heated holding and proofing capabilities.

Electrical Configurations

NEMA 5-20P
120V, 60Hz, 2000W

NEMA 5-15P
120V, 60Hz, 1440W

NEMA 6-15P
220-240V, 50/60Hz, 1681-2000W

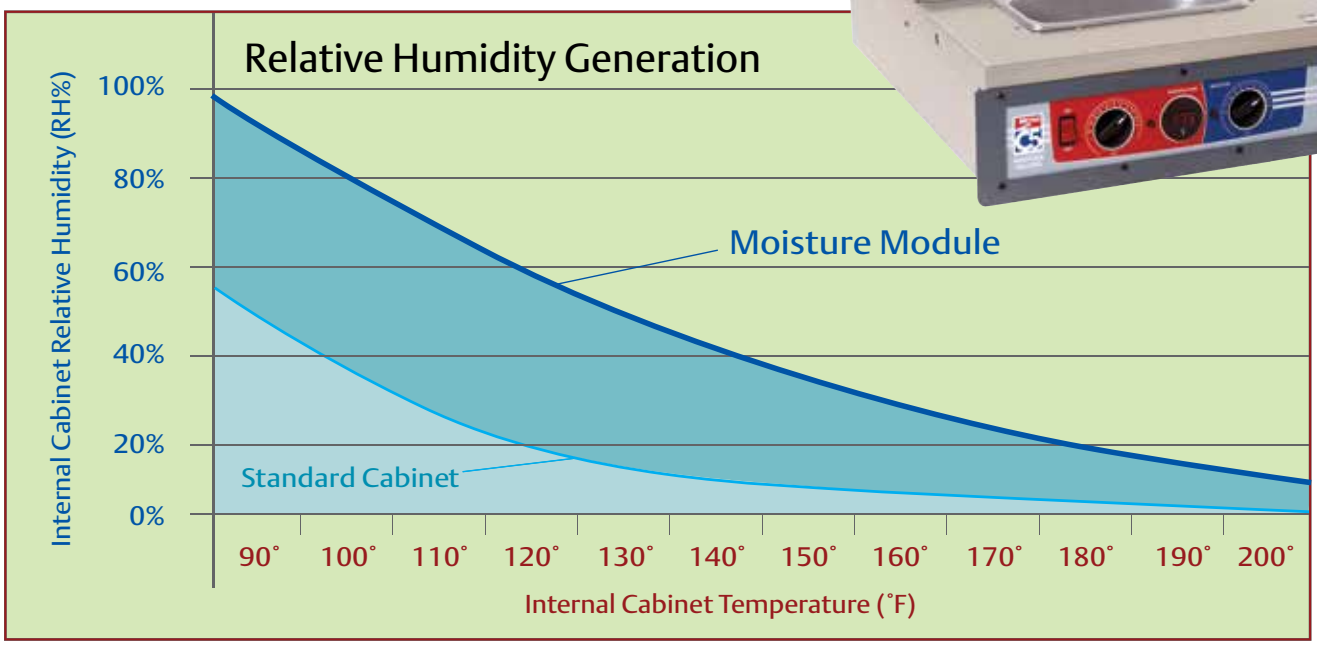

MOISTURE MODULE

Heated holding with moisture control and proofing capabilities.

Electrical Configurations

NEMA 5-20P
120V, 60Hz, 2000W

NEMA 6-15P
220-240V, 50/60Hz, 1681-2000W

The most important consideration when choosing a heated holding cabinet is the food. Many foods, in particular proteins, hold best in a moist environment. The Moisture Module option for the C5 3 Series delivers 5 times the moisture-generating power of a standard "dry" cabinet at a price far below that of conventional high-humidity alternatives. Metro delivers the ability to assure food safety and improve food quality in a "game changing" design. The Moisture Module inside an Insulation Armour cabinet is a one-of-a-kind product, and an unbelievable value!

3 SERIES — {13.93}

WITH INSULATION ARMOUR™

Model Number Description

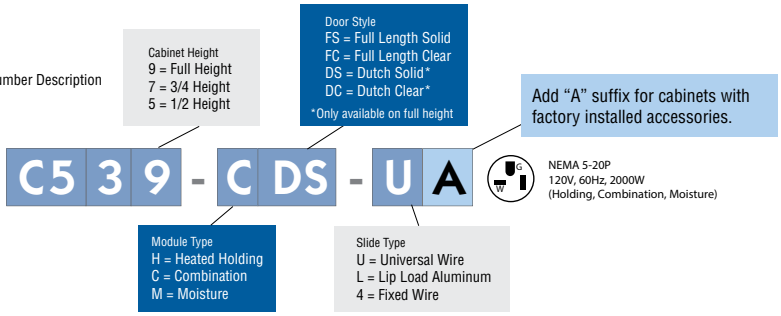

Add "L" or "X" for alternate electrical configurations (no upcharge)

C539-C**L**DS-U — NEMA 5-15P, 120V, 60Hz, 1440W (Holding , Combination)

C539-C**X**DS-U — NEMA 6-15P, 220-240V, 50/60Hz, 1681-2000W (Holding, Combination, Moisture)

Holding Module Cabinets

Doors	Slides	Approx. Pkd. Wt. (lbs.)	Red Cat. No.
Full Height			
Full Length Clear	Fixed Wire	248	**C539-HFC-4**
Full Length Clear	Universal	262	**C539-HFC-U**
Full Length Clear	Lip Load	257	**C539-HFC-L**
Full Length Solid	Fixed Wire	268	**C539-HFS-4**
Full Length Solid	Universal	282	**C539-HFS-U**
Full Length Solid	Lip Load	277	**C539-HFS-L**
Dutch Clear	Fixed Wire	250	**C539-HDC-4**
Dutch Clear	Universal	264	**C539-HDC-U**
Dutch Clear	Lip Load	259	**C539-HDC-L**
Dutch Solid	Fixed Wire	270	**C539-HDS-4**
Dutch Solid	Universal	283	**C539-HDS-U**
Dutch Solid	Lip Load	278	**C539-HDS-L**

Doors	Slides	Approx. Pkd. Wt. (lbs.)	Red Cat. No.
3/4 Height			
Full Length Clear	Fixed Wire	173	**C537-HFC-4**
Full Length Clear	Universal	144	**C537-HFC-U**
Full Length Clear	Lip Load	178	**C537-HFC-L**
Full Length Solid	Fixed Wire	173	**C537-HFS-4**
Full Length Solid	Universal	191	**C537-HFS-U**
Full Length Solid	Lip Load	186	**C537-HFS-L**
1/2 Height			
Full Length Clear	Fixed Wire	132	**C535-HFC-4**
Full Length Clear	Universal	138	**C535-HFC-U**
Full Length Clear	Lip Load	135	**C535-HFC-L**
Full Length Solid	Fixed Wire	142	**C535-HFS-4**
Full Length Solid	Universal	150	**C535-HFS-U**
Full Length Solid	Lip Load	145	**C535-HFS-L**

3 Series cabinets ship with Red Insulation Armour, please add color designation if Blue (-BU) or Gray (-GY) is desired.

(ex. C539-CDS-U-**BU** or C539-CDS-U-**BU**A if with accessories)

Combination Module Cabinets

Doors	Slides	Approx. Pkd. Wt. (lbs.)	Red Cat. No.
Full Height			
Full Length Clear	Fixed Wire	248	**C539-CFC-4**
Full Length Clear	Universal	262	**C539-CFC-U**
Full Length Clear	Lip Load	257	**C539-CFC-L**
Full Length Solid	Fixed Wire	268	**C539-CFS-4**
Full Length Solid	Universal	282	**C539-CFS-U**
Full Length Solid	Lip Load	277	**C539-CFS-L**
Dutch Clear	Fixed Wire	250	**C539-CDC-4**
Dutch Clear	Universal	264	**C539-CDC-U**
Dutch Clear	Lip Load	259	**C539-CDC-L**
Dutch Solid	Fixed Wire	270	**C539-CDS-4**
Dutch Solid	Universal	283	**C539-CDS-U**
Dutch Solid	Lip Load	278	**C539-CDS-L**

Doors	Slides	Approx. Pkd. Wt. (lbs.)	Red Cat. No.
3/4 Height			
Full Length Clear	Fixed Wire	173	**C537-CFC-4**
Full Length Clear	Universal	144	**C537-CFC-U**
Full Length Clear	Lip Load	178	**C537-CFC-L**
Full Length Solid	Fixed Wire	173	**C537-CFS-4**
Full Length Solid	Universal	191	**C537-CFS-U**
Full Length Solid	Lip Load	186	**C537-CFS-L**
1/2 Height			
Full Length Clear	Fixed Wire	132	**C535-CFC-4**
Full Length Clear	Universal	138	**C535-CFC-U**
Full Length Clear	Lip Load	135	**C535-CFC-L**
Full Length Solid	Fixed Wire	142	**C535-CFS-4**
Full Length Solid	Universal	150	**C535-CFS-U**
Full Length Solid	Lip Load	145	**C535-CFS-L**

Moisture Module Cabinets

Doors	Slides	Approx. Pkd. Wt. (lbs.)	Red Cat. No.
Full Height			
Full Length Clear	Fixed Wire	248	**C539-MFC-4**
Full Length Clear	Universal	262	**C539-MFC-U**
Full Length Clear	Lip Load	257	**C539-MFC-L**
Full Length Solid	Fixed Wire	268	**C539-MFS-4**
Full Length Solid	Universal	282	**C539-MFS-U**
Full Length Solid	Lip Load	277	**C539-MFS-L**
Dutch Clear	Fixed Wire	250	**C539-MDC-4**
Dutch Clear	Universal	264	**C539-MDC-U**
Dutch Clear	Lip Load	259	**C539-MDC-L**
Dutch Solid	Fixed Wire	270	**C539-MDS-4**
Dutch Solid	Universal	283	**C539-MDS-U**
Dutch Solid	Lip Load	278	**C539-MDS-L**

Doors	Slides	Approx. Pkd. Wt. (lbs.)	Red Cat. No.
3/4 Height			
Full Length Clear	Fixed Wire	173	**C537-MFC-4**
Full Length Clear	Universal	144	**C537-MFC-U**
Full Length Clear	Lip Load	178	**C537-MFC-L**
Full Length Solid	Fixed Wire	173	**C537-MFS-4**
Full Length Solid	Universal	191	**C537-MFS-U**
Full Length Solid	Lip Load	186	**C537-MFS-L**
1/2 Height			
Full Length Clear	Fixed Wire	132	**C535-MFC-4**
Full Length Clear	Universal	138	**C535-MFC-U**
Full Length Clear	Lip Load	135	**C535-MFC-L**
Full Length Solid	Fixed Wire	142	**C535-MFS-4**
Full Length Solid	Universal	150	**C535-MFS-U**
Full Length Solid	Lip Load	145	**C535-MFS-L**

Universal Slides

Lip Load Slides

Fixed Wire Slides

Cabinet Size	Universal Wire Pan Capacity								Lip Load Pan Capacity	Fixed Wire Pan Capacity			
	Slide Pairs		Sheet Pans	Steam Pans			Gastronorm 65mm Depth		Sheet Pans	Sheet Pans	Steam Pans	Gastronorm 65mm Depth	
	Provided	Max*	18"x26"	12"x20"x2.5"	12"x20"x4"	12"x20"x6"	2/1	1/1	18"x26"	18"x26"	12"x20"x2.5"	2/1	1/1
Full Height	18	36	18	34	24	14	17	34	35	18	34	17	34
Full Height Dutch	18	35	17	32	22	12	16	32	34	17	32	16	32
3/4 Height	14	28	14	26	16	10	13	26	27	14	26	13	26
1/2 Height	8	17	8	16	10	6	8	16	17	8	16	8	16

*Maximum number of slide pairs @ 1½" spacing. Additional slide pairs ordered separately.

C5 1 Series

Non-insulated holding and proofing cabinets.

Reliable performance for proofing and basic holding needs.

Available Sizes

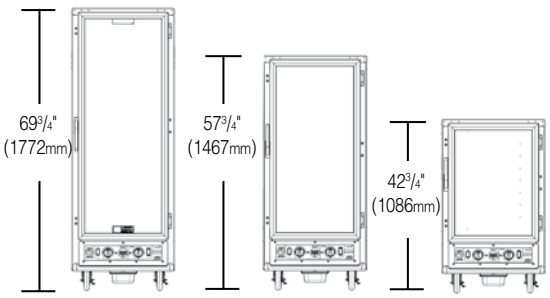

All cabinets are 25⅛" (638mm) wide and 30¼" (768mm) deep (aluminum construction).

Removable Control Module

Entire module is removable without tools for easy cleaning and servicing. Three modules to choose from: holding, proofing, or combination proofing and holding.

Universal Slides
Maximum flexibility to hold 12x20 steam, 18x26 sheet, and GN pans.

Lip Load Slides
Maximize 18x26 sheet pan capacity.

Fixed Wire
Spaced on 3" centers to hold 12x20x2.5 steam, 18x26 sheet, and GN pans (65mm deep).

Shelf Option
For covered plates or odd size pans and dishes.

Clear Door

Clear polycarbonate doors provide visibility of the contents inside the cabinet without the heat loss associated with opening the door.

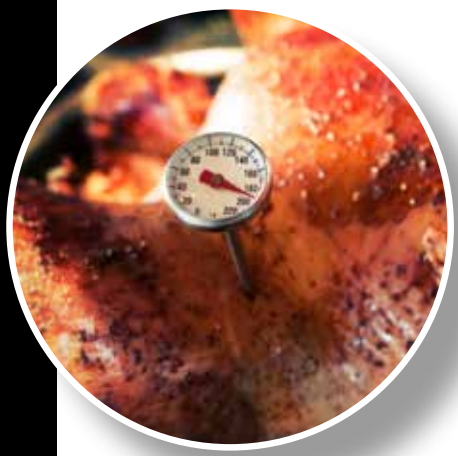

More Power for Food Safety

2000 watt power for increased performance and food safety in holding applications.

1 SERIES
CONTROL MODULES

HOLDING MODULE

Heated holding only.

Electrical Configurations

NEMA 5-20P
120V, 60Hz, 2000W

NEMA 6-15P
220-240V, 50/60Hz, 1681-2000W

PROOFING MODULE

Proofing only.

Electrical Configurations

NEMA 5-15P
120V, 60Hz, 1440W

NEMA 6-15P
220-240V, 50/60Hz, 1210-1440W

COMBINATION MODULE

Heated holding and proofing capabilities.

Electrical Configurations

NEMA 5-20P
120V, 60Hz, 2000W

NEMA 6-15P
220-240V, 50/60Hz, 1681-2000W

Model Number Description

Cabinet Height
9 = Full Height
7 = 3/4 Height
5 = 1/2 Height

Door Style
FC = Full Length Clear

Add "A" suffix for cabinets with factory installed accessories.

C5 1 9 - C FC - U A

Module Type
H = Heated Holding
C = Combination
P = Proofing

Slide Type
U = Universal Wire
L = Lip Load Aluminum
4 = Fixed Wire

NEMA 5-20P
120V, 60Hz, 2000W
(Holding, Combination)

NEMA 5-15P
120V, 60Hz, 1440W
(Proofing)

Add "X" for alternate electrical configurations (no upcharge)

C519-CXFC-U

NEMA 6-15P
220-240V, 50/60Hz, 1681-2000W (Holding, Combination)
220-240V, 50/60Hz, 1210-1440W (Proofing)

1 SERIES — {13.91}

Doors	Slides	Module	Cat. No.	Approx. Pkd. Wt. (lbs.)
Full Height				
Full Length Clear	Fixed Wire	Combination	**C519-CFC-4**	197
Full Length Clear	Universal	Combination	**C519-CFC-U**	211
Full Length Clear	Lip Load	Combination	**C519-CFC-L**	206
Full Length Clear	Fixed Wire	Holding	**C519-HFC-4**	197
Full Length Clear	Universal	Holding	**C519-HFC-U**	211
Full Length Clear	Lip Load	Holding	**C519-HFC-L**	206
Full Length Clear	Fixed Wire	Proofing	**C519-PFC-4**	197
Full Length Clear	Universal	Proofing	**C519-PFC-U**	211
Full Length Clear	Lip Load	Proofing	**C519-PFC-L**	206
3/4 Height				
Full Length Clear	Fixed Wire	Combination	**C517-CFC-4**	130
Full Length Clear	Universal	Combination	**C517-CFC-U**	139.5
Full Length Clear	Lip Load	Combination	**C517-CFC-L**	135
Full Length Clear	Fixed Wire	Holding	**C517-HFC-4**	130
Full Length Clear	Universal	Holding	**C517-HFC-U**	139.5
Full Length Clear	Lip Load	Holding	**C517-HFC-L**	130
Full Length Clear	Fixed Wire	Proofing	**C517-PFC-4**	130
Full Length Clear	Universal	Proofing	**C517-PFC-U**	139.5
Full Length Clear	Lip Load	Proofing	**C517-PFC-L**	135
1/2 Height				
Full Length Clear	Fixed Wire	Combination	**C515-CFC-4**	98
Full Length Clear	Universal	Combination	**C515-CFC-U**	104
Full Length Clear	Lip Load	Combination	**C515-CFC-L**	101
Full Length Clear	Fixed Wire	Holding	**C515-HFC-4**	98
Full Length Clear	Universal	Holding	**C515-HFC-U**	104
Full Length Clear	Lip Load	Holding	**C515-HFC-L**	101
Full Length Clear	Fixed Wire	Proofing	**C515-PFC-4**	104
Full Length Clear	Universal	Proofing	**C515-PFC-U**	98
Full Length Clear	Lip Load	Proofing	**C515-PFC-L**	101

Universal Slides

Lip Load Slides

Fixed Wire Slides

	Universal Wire Pan Capacity								Lip Load Pan Capacity	Fixed Wire Pan Capacity			
Cabinet Size	Slide Pairs		Sheet Pans	Steam Pans			Gastronorm 65mm Depth		Sheet Pans	Sheet Pans	Steam Pans	Gastronorm 65mm Depth	
	Provided	Max*	18"x26"	12"x20"x2.5"	12"x20"x4"	12"x20"x6"	2/1	1/1	18"x26"	18"x26"	12"x20"x2.5"	2/1	1/1
Full Height	18	36	18	34	24	14	17	34	35	18	34	17	34
3/4 Height	14	28	14	26	16	10	13	26	27	14	26	13	26
1/2 Height	8	17	8	16	10	6	8	16	17	8	16	8	16

*Maximum number of slide pairs @ 1½" spacing. Additional slide pairs ordered separately.

C5 3 & 1 SERIES ACCESSORIES

1 Series Rear Push Handle

Stainless steel tubular handle mounted to the back of the cabinet.

Description	Cat. No.
Rear Push Handle*	**C5-RHANDLE**

*Not available on 3 Series cabinets.

Bumper Option

Description	Cat. No.
Full Perimeter Bumper	**C5-PERMBUMP-1**

Note: 3 Series cabinets come standard with full body bumper

Polymer Corner Bumper

Door, Plug & Caster Options

Description	Cat. No.
Flush Door Latch*	**C5-LATCHFLUSH-1**
Travel Latch	**C5-TRVL**
Factory Left Hand Door Hinging	**DD3768**
Straight Plug (20 Amp, 120V) — in lieu of standard**	**C5-STRPLG-20**
Straight Plug (15 Amp, 120V) — in lieu of standard**	**C5-STRPLG-15**
5" Rear Rigid Casters (pair) — in lieu of standard	**C5-5RDGCSTR**
6" Casters (set of 4 swivel) — in lieu of standard	**C5-6CASTER**
6" Stainless Steel Legs (set of 4) — in lieu of casters	**C5-SSLEGS**

*Note: Order (1) per door (ie — dutch door models require 2 ea.)
**Note: 3,1 Series 120V units come standard with right angle plug, straight plug standard on 220-240V units

C5-LATCHFLUSH-1

Right Angle Plug

Straight Plug

Slide & Shelf Options

Description	Cat. No.
Extra Universal Slide Pair (2 pieces) Chrome	**C5-USLIDEPR-C**
Extra Universal Slide Pair (2 pieces) Stainless Steel	**C5-USLIDEPR-S**
Full Height Stainless Steel Universal Slide Upgrade*	**C5-USLIDE-9S**
3/4 Height Stainless Steel Universal Slide Upgrade*	**C5-USLIDE-7S**
1/2 Height Stainless Steel Universal Slide Upgrade*	**C5-USLIDE-5S**
Small Item Shelf**	**C5-SHELF-S**
(4) Wire Shelves in Lieu of Universal Slides (full height models)*	**C5-SHELFONLY-9S**
(3) Wire Shelves in Lieu of Universal Slides (3/4 height models)*	**C5-SHELFONLY-7S**
(2) Wire Shelves in Lieu of Universal Slides (1/2 height models)*	**C5-SHELFONLY-5S**

*Note: Must order universal slide model ("U")
**Note: Can only be used with universal slides ("U"). Does not work with lip-load slides

Small Item Shelf

Universal Slide

C5 4 Series with Insulation Armour™ Plus

The new C5 4 Series stands alone delivering high performance holding and energy efficiency at a lower initial investment.

Learn more about the new 4 Series and see how good a heated cabinet can be. www.metro.com/4series

Performance and value at the *4-front*.

All T-Series models are ENERGY STAR.

C5 T-Series with Transport Armour™

Heavy-duty heated transport cabinets built for over-the-road applications.

Foamed-in-place polyurethane insulation provides SUPERIOR heat retention and structural rigidity. While unplugged and in transit, an available mobile power option gently circulates air inside the cabinet, eliminating hot and cold spots that endanger food safety. The durability, efficiency, and intelligence of the T-Series make it the IDEAL solution for all mobile applications.

Available Sizes

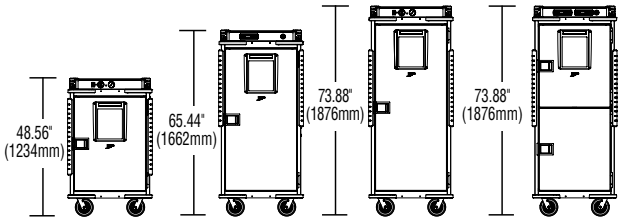

All cabinets are 30" (762mm) wide and 39.25" (997mm) deep.

Ergonomic Handles and Bumpers

Steel reinforced polymer handles that double as bumpers; protect the cabinet from impact; and provide ergonomic grab points for easy handling while pushing, pulling, and crossing thresholds.

Rigid Door
Foamed-in-place vaulted door for maximum structural integrity. 11-gauge stainless steel hinges, flush paddle latch, and multi-functional information panel.

Slides
Three systems to choose from to hold a variety of pan sizes. Heavy-duty extrusions designed for transport.

Armour Panels
Polymer panels are optimally located to protect the cabinet from facility hazards. Molded-in hand holds create additional grab points.

Mobile Power
Battery powered fan that gently circulates air for superior stratification while cabinet is unplugged and in transit (digital version Only).

Intelligent or Basic Controls

Digital control option with mobile power gently circulates air in cabinet and provides temperature alerts while unplugged and in transit!

Heavy-Duty

One piece base bolted to heavy-duty caster channels, reinforced with foamed-in-place polyurethane insulation provides superior rigidity and durability.

Keeps Food Hot for **5 Hours** or Longer.

Uses **50% Less** Energy than leading fiberglass insulated cabinets!

Foamed-in-Place Insulation

Stainless steel structure with foamed-in-place polyurethane insulation provides superior heat retention and energy efficiency.

Uses 50% Less Energy.

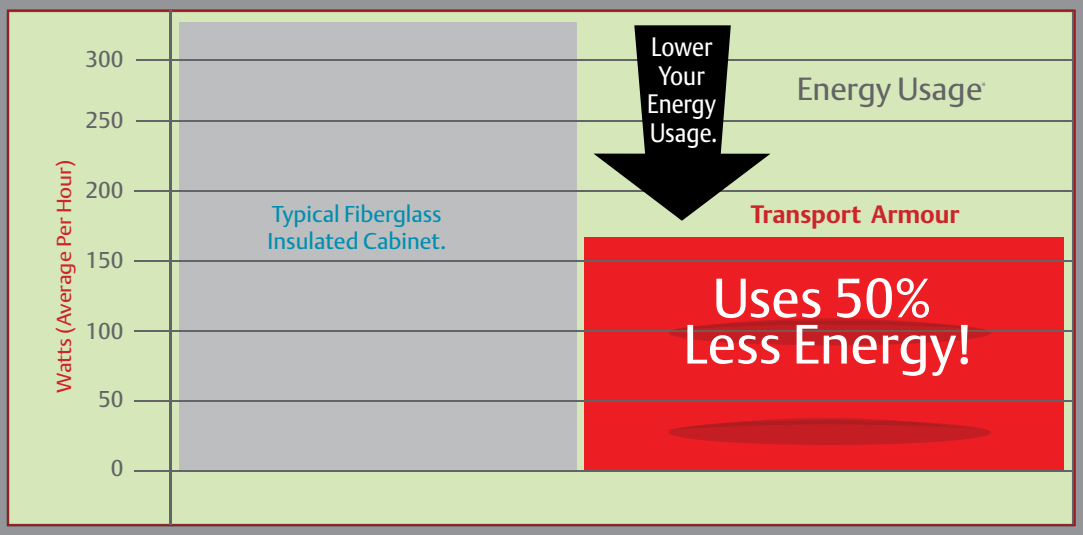

*Average hourly energy consumption. Based off ENERGY STAR Qualification,"Idle Energy, Rate-Dry" test. 150°F cabinet operating temperature. Based off full-height cabinet models.

With Energy costs on the rise, reducing energy usage is becoming more and more important. T-Series with Transport Armour™ utilizes 50% less Energy than the most efficient fiberglass insulated cabinets. Foamed-in-place polyurethane insulation delivers both Efficiency

Uniform Temperature...

T-Series with Transport Armour™

Gentle circulation of air, while unplugged and in transit, eliminates hot and cold spots that endanger food safety. Temperature stratification is 3½ times better with Metro's mobile power option.

To prolong battery life, air circulation and display will shut down after 3 hours. Simply turn unit back on if additional runtime is needed.



Keeps Food Hot Twice As Long.

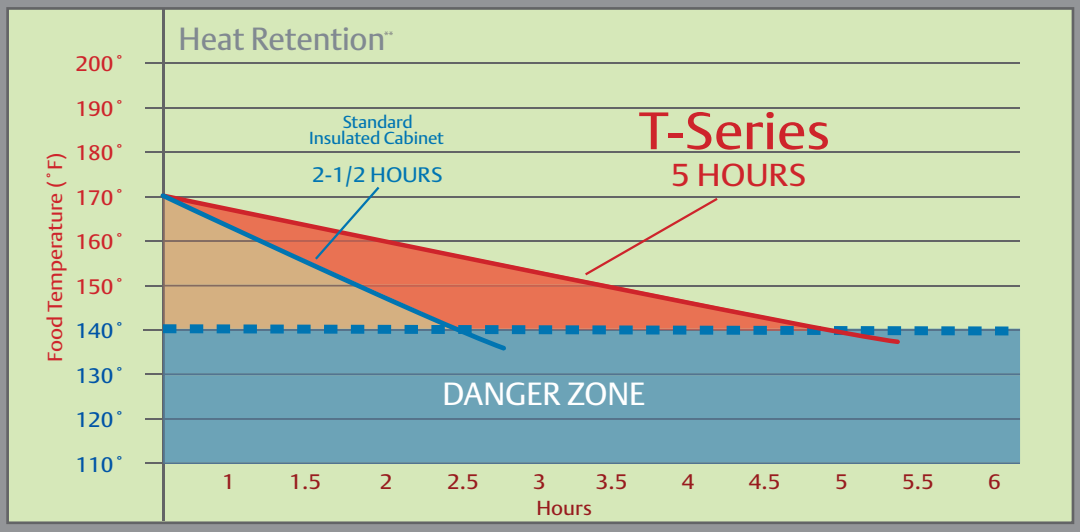

** Average food temperature 170˚ F, cabinets preheated to 180˚F. Four 12" x 20" x 4" uncovered steam pans were placed inside cabinets. Additional food mass and covered pans may result in longer heat retention.

while unplugged.

Traditional Cabinet



The number one consideration when transporting hot food to satellite locations is keeping food hot, appetizing, and out of the danger zone. Heat retention plays a vital role in the success of any meal delivery program. T-Series' foamed-in-place polyurethane insulation keeps food hot while unplugged for **5 hours or longer**, which is more than twice as long as a standard cabinet with fiberglass insulation. Schools, institutions, banquet facilities, and caterers, just to name a few — can now Travelsafe™ with Transport Armour.™

Experience the Benefits. Keep Food Safe.

T-Series

with Transport Armour™



Use small item shelf option for plated meals or odd sized pans.

T-SERIES — {13.9T}

WITH TRANSPORT ARMOUR™

Model Number Description

Cabinet Height
9 = Full Height
8 = 5/6 Height
5 = 1/2 Height

Controller
D = Digital
A = Analog

Add "A" suffix for cabinets with factory installed accessories.

C5 T 9 D - D S B A

NEMA 5-15P
120V, 60Hz, 1400W

Dual Cavity
(Only available on full height models)

Slide Type
B = Adjustable Bottom Load
L = Adjustable Lip Load
F = Fixed Lip Load

Add "X" for alternate electrical configurations (no upcharge)

C5T9**X**-DSB NEMA 6-15P
220-240V, 50/60Hz, 1176-1400W

Controls	Slides	Cat No.	Approx. Pkd. Wt. (lbs.)
Full Height			
Digital	Adjustable Bottom Load	**C5T9-DSB**	490
Digital	Adjustable Lip Load	**C5T9-DSL**	482
Digital	Fixed Lip Load	**C5T9-DSF**	437
Analog	Adjustable Bottom Load	**C5T9-ASB**	484
Analog	Adjustable Lip Load	**C5T9-ASL**	476
Analog	Fixed Lip Load	**C5T9-ASF**	431
Full Height Dual Cavity			
Digital	Adjustable Bottom Load	**C5T9D-DSB**	509
Digital	Adjustable Lip Load	**C5T9D-DSL**	502
Digital	Fixed Lip Load	**C5T9D-DSF**	461
Analog	Adjustable Bottom Load	**C5T9D-ASB**	503
Analog	Adjustable Lip Load	**C5T9D-ASL**	496
Analog	Fixed Lip Load	**C5T9D-ASF**	455
5/6 Height			
Digital	Adjustable Bottom Load	**C5T8-DSB**	456
Digital	Adjustable Lip Load	**C5T8-DSL**	449
Digital	Fixed Lip Load	**C5T8-DSF**	404
Analog	Adjustable Bottom Load	**C5T8-ASB**	450
Analog	Adjustable Lip Load	**C5T8-ASL**	443
Analog	Fixed Lip Load	**C5T8-ASF**	398
1/2 Height			
Digital	Adjustable Bottom Load	**C5T5-DSB**	383
Digital	Adjustable Lip Load	**C5T5-DSL**	378
Digital	Fixed Lip Load	**C5T5-DSF**	337
Analog	Adjustable Bottom Load	**C5T5-ASB**	377
Analog	Adjustable Lip Load	**C5T5-ASL**	372
Analog	Fixed Lip Load	**C5T5-ASF**	331

All 120V models with and without accessories are ENERGY STAR.

Adjustable Bottom Load Slides

Adjustable Bottom Load Pan Capacity								
Cabinet Size	Slide Pairs		Sheet Pans	Steam Pans			Gastronorm 65mm Depth	
	Provided	Max**	18"x26"	12"x20"x2.5"	12"x20"x4"	12"x20"x6"	2/1	1/1
Full Height	16	32	16	32	22	16	16	32
Full Height Dual Cavity	14	28	14	32*	20*	16*	16*	32*
5/6 Height	14	27	14	28	18	14	14	28
1/2 Height	9	17	9	18	12	8	9	18

*Floor of cabinet used for one pan level, two levels for dual cavity.

**Maximum number of slide pairs @ 1.675" spacing. Additional slide pairs ordered separately.

Adjustable Lip Load Slides

Adjustable Lip Load Pan Capacity								
Cabinet Size	Slide Pairs		Sheet Pans	Steam Pans			Gastronorm 65mm Depth	
	Provided	Max**	18"x26"	12"x20"x2.5"	12"x20"x4"	12"x20"x6"	2/1	1/1
Full Height	16	32	16	32	22*	16	16	32
Full Height Dual Cavity	14	28	14	28	20*	12	14	28
5/6 Height	14	27	14	26	18	12	13	26
1/2 Height	9	17	9	16	12*	8	8	16

*Floor of cabinet used for one pan level, two levels for dual cavity.

**Maximum number of slide pairs @ 1.675" spacing. Additional slide pairs ordered separately.

Fixed Lip Load Slides

Fixed Lip Load											
Cabinet Size	Slide Levels	Steam Pans			Gastronorm 65mm Depth		100mm Depth		150mm Depth		
		12"x20"x2.5"	12"x20"x4"	12"x20"x6"	2/1	1/1	2/1	1/1	2/1	1/1	
Full Height	32	32	22	16	16	32	11	22	8	16	
Full Height Dual Cavity	30	32	20	16	16	32	10	20	8	16	
5/6 Height	27	28	18	14	14	28	9	18	7	14	
1/2 Height	17	18	12	8	9	18	6	12	4	8	

ACCESSORIES

Door, Plug, Caster Options

Description	Cat. No.
Travel Latch/Hasp	**C5T-TRVL**
Coiled Cord with Straight Plug (120V, 15 Amp) — in Lieu of Standard	**C5T-STRPLG**
6" Rear Rigid Casters (pair) — in Lieu of Standard	**C5T-6RDGCSTR**
8" Semi-Pneumatic Style Casters — in Lieu of Standard	**C5T-8SEMPNEU**

C5T-TRVL

Correctional Packages

Includes Lockable Control Panel Cover, Lockable Travel Latch/Hasp, Tamper Proof Screws on Exterior (Padlock NOT included)

Description	Cat. No.
Correctional Package for Dual Cavity Cabinet*	**C5T-CORR-9D**
Correctional Package for Full Height Cabinet	**C5T-CORR-9**
Correctional Package for 5/6 Height Cabinet	**C5T-CORR-8**
Correctional Package for 1/2 Height Cabinet	**C5T-CORR-5**

*Note: Includes (2) Lockable Travel Latch / Hasps

Correctional Package

Slide And Shelf Options

Description	Cat. No.
Adjustable Bottom Load Slide Pair (2 pieces)	**C5T-BSLIDEPR**
Adjustable Lip Load Slide Pair (2 pieces)	**C5T-LSLIDEPR**
Small Item Shelf*	**C5T-SHELF**
(4) Wire Shelves — in Lieu of Adjustable Slides (full height/dual cavity models)**	**C5T-SHELFONLY-9**
(3) Wire Shelves — in Lieu of Adjustable slides (5/6 height models)**	**C5T-SHELFONLY-8**
(2) Wire Shelves — in Lieu of Adjustable Slides (1/2 height models)**	**C5T-SHELFONLY-5**

*Note: Can only be used with adjustable slides ("B" or "L"). Does not work with fixed lip-load slides

**Note: Must order adjustable slide model ("B" or "L").

Small Item Shelf

C5 R-Series with Refrigeration Armour™

Heavy-duty mobile refrigerators.
Built for transport.

Engineered to withstand the shock and vibration associated with mobile applications. Stainless steel construction with foamed-in-place polyurethane insulation provides superior rigidity and improved energy efficiency versus common fiberglass construction.

Dimensions

70 1/8" H (1782mm) x 30" W (762mm) x 39 1/4" D (997mm)

Well Protected

Protection of the refrigeration system in mobile applications is essential. C5 R-Series features an all-in-one, easily removable refrigeration cassette mounted on vibration / shock isolators for complete refrigeration system protection.

Rigid Door
Foamed-in-place vaulted door for maximum structural integrity. 11-gauge stainless steel hinges and multi-functional information panel.

Slides
Three systems to choose from to hold a variety of pan sizes. Heavy-duty extrusions designed for transport.

Door Latch
Flush mounted, heavy-duty stainless steel paddle latch provides protection during transport.

Wire Shelf Option
Configurable with wire shelves to hold plated meals or odd sized pans and dishes.

Rear Push Handle Option for added control

Easy to move

Stylish, durable armour panels with built-in vertical handles provide protection from impact and ergonomic grab points for easy handling.

Versatile

Perfect for banquet/catering applications that require transport of chilled food to serving locations. Also great for instant back-up capacity in cafeterias and buffet areas.

Model Number Description

Add “A” suffix for cabinets with factory installed accessories.

C5 R 9 - S B A

NEMA 5-15P
120V, 5.4A, 60Hz

Slide Type
B = Adjustable Bottom Load
L = Adjustable Lip Load
F = Fixed Lip Load

Add “X” for alternate electrical configurations (no upcharge)

C5R9**X**-SB

NEMA 6-15P
220-240V, 2.7A, 50Hz

R-SERIES — {13.9R}

WITH REFRIGERATION

ARMOUR™

Electrical	Slides	Cat No.	Approx. Pkd. Wt. (lbs.)
120V, 60Hz	Adjustable Bottom Load	**C5R9-SB**	490
120V, 60Hz	Adjustable Lip Load	**C5R9-SL**	483
120V, 60Hz	Fixed Lip Load	**C5R9-SF**	438
220-240V, 50Hz	Adjustable Bottom Load	**C5R9X-SB**	490
220-240V, 50Hz	Adjustable Lip Load	**C5R9X-SL**	483
220-240V, 50Hz	Fixed Lip Load	**C5R9X-SF**	438

Adjustable Bottom Load Slides

Adjustable Lip Load Slides

Fixed Lip Load Slides

Slide Type	Pan Capacity											
	Slide Pairs		Sheet Pans	Steam Pans			65mm Depth		Gastronorm 100mm Depth		150mm Depth	
	Provided	Max**	18"x26"	12"x20"x2.5"	12"x20"x4"	12"x20"x6"	2/1	1/1	2/1	1/1	2/1	1/1
Adjustable Bottom Load	13	25*	13**	26	18	12	13	26	9	18	6	12
Adjustable Lip Load	13	25*	13**	24	16	12	12	24	8	16	6	12
Fixed lip Load	26	26	N/A	26	16	12	13	26	8	16	6	12

*Maximum number of slide pairs @ 1.65" spacing. Additional slide pairs ordered separately.
**Standard capacity @ 3.3" spacing. Increased capacity requires additional slide pairs.

ACCESSORIES

Door, Plug, Rear Handle, Caster Options

Description	Cat. No.
Travel Latch / Hasp	**C5T-TRVL**
Interior Door Release*	**C5R-INTDR**
Straight Plug (120V, 15 Amp) — in lieu of standard	**C5-STRPLG-15**
Rear Push Handle (U-Shaped)	**C5-UHANDLE**
6" Rear Rigid Casters (pair) — in lieu of standard	**C5T-6RDGCSTR**
8" Semi-Pneumatic Style Casters (in lieu of standard)	**C5T-8SEMPNEU**

*Note: Required for cabinets sold in Canada.

C5T-TRVL

Correctional Packages

Includes/thermometer Cover, Lockable Travel Latch/Hasp, Tamper Proof Screws on Exterior (Padlock NOT included)

Description	Cat. No.
Correctional Package	**C5R-CORR-9**

Slide And Shelf Options

Description	Cat. No.
Adjustable Bottom Load Slide Pair (2 pieces)	**C5T-BSLIDEPR**
Adjustable Lip Load Slide Pair (2 pieces)	**C5T-LSLIDEPR**
Small Item Shelf*	**C5T-SHELF**
(3) Wire Shelves in Lieu of Adjustable Slides (full height model)**	**C5R-SHELFONLY-9**

*Note: Can only be used with adjustable slides ("B" or "L"). Does not work with fixed lip-load slides
**Note: Must order adjustable slide model ("B" or "L").

PLATED MEAL CAPACITY

with shelf option (C5R-SHELFONLY-9)

Plate Cover Diameter	Covered Plate Height						
	2.5" (63mm) 15 levels	2.75" (69mm) 14 levels	3" (76mm) 13 levels	3.25" (82mm) 12 levels	3.5" (88mm) 11 levels	3.75" (95mm) 10 levels	4" (101mm) 10 levels
Up to 9" (228mm) — 6 per level	90	84	78	72	66	60	60
9.125" to 10" (229 to 254mm) — 5 per level	75	70	65	60	55	50	50
10.125" to 11.75" (255 to 298mm) — 4 per level	60	56	52	48	44	40	40
11.875" to 12.75" (299 to 323mm) — 3 per level	45	42	39	36	33	30	30
12.875" to 14.75" (324 to 374mm) — 2 per level	30	28	26	24	22	20	20

Shelf spacing for 2.5" (63mm), 2.75" (69mm), 3.25" (82mm), 3.5" (88mm) covered plate heights — (bottom in notch #1, middle in notch #10, top in notch #19).
Shelf spacing for 3" (76mm), 3.75" (95mm), 4" (101mm) covered plate heights — (bottom in notch #1, middle in notch #9, top in notch #17).

Quad-Heat™ unit shown with optional Swing-Up Pull Handle.

MBQ

Heated banquet cabinets that put you in control of time, temperature, and taste.

Engineered to withstand the heavy-duty use and abuse of the real world, while offering one-of-a-kind tools to help improve your operation.

Rugged

Heavy-duty welded, reinforced, stainless steel construction with fiberglass insulation.

Information Panel
Dry-erase white board doubles as a clip board. Integrated thermometer and timer help you keep track time and temperature, all in one convenient place.

Kick Latch
Hands-free access to the cabinet when your hands are full.

Handles
Three-point control handles give you control to move the cabinet from all sides.

Removable Module
Entire module is removable for easy cleaning and servicing.

Intelligent, Ergonomic Features

Unique features like white board information panel, ergonomic handles, and hands-free kick latch provide the tools you need for improved efficiency and maneuverability.

Unique Canned Fuel System

Available Quad-Heat™ dual fuel system combines the standard heating module with a canned fuel back up system, utilizing corner chimneys to evenly distribute heat and eliminate “hot spots” commonly caused by ordinary canned fuel systems.

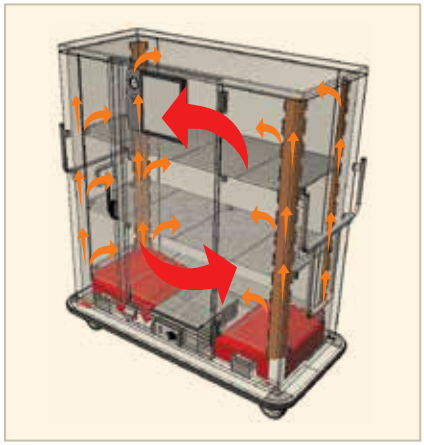

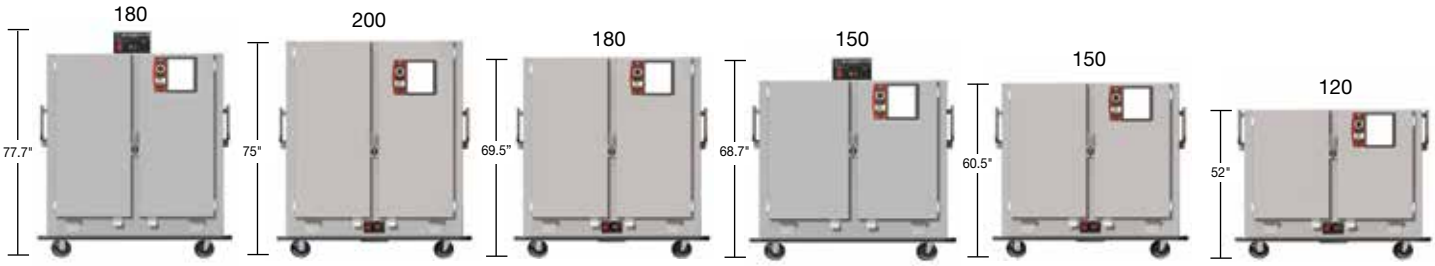

All Double-Door cabinets are 67¼" wide and 33⅜" deep

Available Sizes

Single-Door
63⅝" wide and 30⅝" deep



Single-Door
52⅝" wide and 30⅝" deep

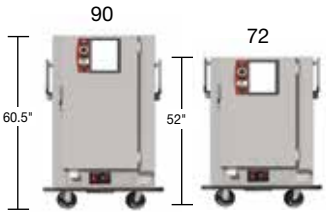

Single-Door
41⅝" wide and 30⅝" deep

Two-door Banquet Cabinets — {13.32}

Two-door cabinets offer maximum accessibility, come with either standard electric or Quad-Heat™ thermal systems, and are designed to hold 11¾" (298mm) diameter covered plates. Covered plates up to 12¾" (324mm) diameter can be held in smaller quantities. Full-size sheet pans can be held front-to-back in two-door cabinets.

NEMA 5-15P
120V, 60Hz, 1650W

NEMA 6-15P
220V, 50/60Hz, 1650W

Quad-Heat™ unit shown with optional Swing-Up Pull Handle.

Two-Door Banquet Cabinets

Thermal System	11¾" Plate Capacity Stacked	11¾" Plate Capacity Covered Carrier	11¾" Plate Capacity Open Carrier	12¾" Plate Capacity Stacked	Covered Plates Stacked High	Shelf Size (in.)	Shelves	Shelf Clearance (in.)	Height/Depth/Width (in.)	Shipping Weight (lbs.)	Cat. No.
Standard	200*	200	160	160	5	59x24	4	14	75.0x33.375x67.25	633	**MBQ-200D**
Quad-Heat	200*	200	160	160	5	59x24	4	14	75.0x33.375x67.25	668	**MBQ-200D-QH**
Standard	180*	180	150	144	6	59x24	3	17	69.5x33.375x67.25	595	**MBQ-180D**
Quad-Heat	180*	180	150	144	6	59x24	3	17	69.5x33.375x67.25	630	**MBQ-180D-QH**
Standard	150*	150	120	120	5	59x24	3	14	60.5x33.375x67.25	531	**MBQ-150D**
Quad-Heat	150*	150	120	120	5	59x24	3	14	60.5x33.375x67.25	566	**MBQ-150D-QH**
Standard	120*	120	100	96	6	59x24	2	17	52.0x33.375x67.25	483	**MBQ-120D**
Quad-Heat	120*	120	100	96	6	59x24	2	17	52.0x33.375x67.25	518	**MBQ-120D-QH**

*Capacities based on maximum **cover diameter** of 11¾" (298mm), **plate and cover height** of 2¾" (70mm).

To order 220V Model, add "X" to catalog number. (ex. MBQ-200D**X**)
Add "A" suffix for cabinets with factory installed accessories. (ex. MBQ-200D**A**)

One-Door Banquet Cabinets — {13.33}

One-door cabinets are economical, come with either standard electric or Quad-Heat™ thermal systems, and are designed to hold up to 11" (279mm) diameter covered plates. Smaller capacity cabinets are available in one-door configurations.

NEMA 5-15P
120V, 60Hz, 1650W

NEMA 6-15P
220V, 50/60Hz, 1650W

Quad-Heat™ unit shown with optional Swing-Up Pull Handle.

One-Door Banquet Cabinets

Thermal System	Stacked	11" Plate Capacity Covered Carrier	Covered Plates Open Carrier	Shelf Stacked High	Size (in.)	Shelves	Shelf Clearance (in.)	Height/Depth/Width (in.)	Shipping Weight (lbs.)	Cat. No.
Standard	180*	180	150	6	55x22	3	17	69.5x30.625x63.625	521	**MBQ-180**
Quad-Heat	180*	180	150	6	55x22	3	17	69.5x30.625x63.625	556	**MBQ-180-QH**
Standard	144*	144	120	6	44x22	3	17	69.5x30.625x52.625	421	**MBQ-144**
Quad-Heat	144*	144	120	6	44x22	3	17	69.5x30.625x52.625	456	**MBQ-144-QH**
Standard	120*	120	96	5	44x22	3	14	60.5x30.625x52.625	408	**MBQ-120**
Quad-Heat	120*	120	96	5	44x22	3	14	60.5x30.625x52.625	443	**MBQ-120-QH**
Standard	90*	90	72	5	33x22	3	14	60.5x30.625x41.625	327	**MBQ-90**
Quad-Heat	90*	90	72	5	33x22	3	14	60.5x30.625x41.625	362	**MBQ-90-QH**
Standard	72*	72	60	6	33x22	2	17	52.0x30.625x41.625	302	**MBQ-72**
Quad-Heat	72*	72	60	6	33x22	2	17	52.0x30.625x41.625	337	**MBQ-72-QH**

*Capacities based on maximum **cover diameter** of 11" (279mm), **plate and cover height** of 2¾" (70mm).

To order 220V Model, add "X" to catalog number. (ex. MBQ-180**X**)
Add "A" suffix for cabinets with factory installed accessories. (ex. MBQ-180**A**)

Top-Mount Banquet Cabinets — {13.35}

Top-Mount two-door cabinets offer top-mounted control, maximum accessibility, come with either standard electric or Quad-Heat™ thermal systems, and are designed to hold 11¾" (298mm) diameter covered plates. Covered plates up to 12¾" (324mm) diameter can be held in smaller quantities. Full-size sheet pans can be held front-to-back in two-door cabinets.

NEMA 5-15P
120V, 60Hz, 1650W

Quad-Heat™ unit shown.

Top-Mount Banquet Cabinets

Thermal System	11¾" Plate Capacity Stacked	Covered Carrier	Open Carrier	12¾" Plate Capacity Stacked	Covered Plates Stacked High	Shelf Size (in.)	Shelves	Shelf Clearance (in.)	Height/Depth/Width (in.)	Shipping Weight (lbs.)	Cat. No.
Standard	180*	180	150	144	6	59x24	3	17	77.75x33.375x67.25	595	**MBQT-180D**
Quad-Heat	180*	180	150	144	6	59x24	3	17	77.75x33.375x67.25	630	**MBQT-180D-QH**
Standard	150*	150	120	120	5	59x24	3	14	68.75x33.375x67.25	531	**MBQT-150D**
Quad-Heat	150*	150	120	120	5	59x24	3	14	68.75x33.375x67.25	566	**MBQT-150D-QH**

*Capacities based on maximum **cover diameter** of 11¾" (298mm), **plate and cover height** of 2¾" (70mm).

Add "A" suffix for cabinets with factory installed accessories. (ex. MBQT-180D**A**)

BANQUET CABINET ACCESSORIES — {13.34}

Swing-Up Shelf Accessory

Allows middle shelves to be lifted out of the way providing easy access for loading and unloading lower shelves. Available on both one- and two-door models.

Description	Cat. No.
Swing-Up Shelf Accessory	**MBQ-SUSA**

Travel Latch

Provides extra security when traveling longer distances in uncontrolled areas. Lockable design works on both one- and two-door models.

Description	Cat. No.
Travel Latch	**MBQ-TRVL**

Note: Two required for Top-Mount Cabinets

Caster Upgrades

Description	Cat. No.
8" (203mm) Caster Upgrade	**MBQ-8**
8" (203mm) Semi-Pneumatic Style Caster*	**MBQ-8AIR**

*Note: Semi-pneumatic style casters are not available on 200 plate capacity cabinet. (MBQ-200D and MBQ-200D-QH)

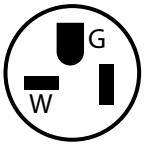

NEMA 5-20P

20 Amp Plug For CUL*

Description	Cat. No.
NEMA 5-20P plug for CUL	**MBQ-P20A**

*Note: Required for cabinets destined for Canada.

SWING-UP PULL HANDLE

Provides additional control and visibility when moving the cabinet. Available on both one- and two-door models.

Description	Cat. No.
Swing-Up Pull Handle	**MBQ-SUPH**

Mini-Rack

Unique system holds 18"x26" (457x660mm) sheet pans. 12"x20"x3" (305x508x76mm) steamtable pans, or a combination of both. Available for 2 door models only.

Description	Cat. No.
Mini-Rack for 200 & 150 Two-Door Models (3 Levels at 3.4" Spacing)	**MBQ-MR-14**
Mini-Rack for 180 & 120 Two-Door Models (4 Levels at 3.4" Spacing)	**MBQ-MR-17**

CABINET MINI-RACK CAPACITIES

200 Two-Door holds (8) MBQ-MR-14
180 Two-Door holds (6) MBQ-MR-17

150 Two-Door holds (6) MBQ-MR-14
120 Two-Door holds (4) MBQ-MR-17

Open Plate Carriers

Wire carrier for holding up to ten uncovered plated meals.

Description	Cat. No.
8-Plate Capacity Carrier for One-Door Cabinets	**MBQ-P1-14**
10-Plate Capacity Carrier for One-Door Cabinets	**MBQ-P1-17**
8-Plate Capacity Carrier for Two-Door Cabinets	**MBQ-P2-14**
10-Plate Capacity Carrier for Two-Door Cabinets	**MBQ-P2-17**

CABINET CARRIER CAPACITIES

200 Two-Door holds (20) MBQ-P2-14
180 Two-Door holds (15) MBQ-P2-17
150 Two-Door holds (15) MBQ-P2-14
120 Two-Door holds (10) MBQ-P2-17
180 One-Door holds (15) MBQ-P1-17

144 One-Door holds (12) MBQ-P1-17
120 One-Door holds (12) MBQ-P1-14
90 One-Door holds (9) MBQ-P1-14
72 One-Door holds (6) MBQ-P1-17

Covered Plate Carriers

Wire carrier for holding up to twelve covered plated meals.

Description	Cat. No.
10-Plate Capacity Carrier for One-Door Cabinets	**MBQ-C1-14**
12-Plate Capacity Carrier for One-Door Cabinets	**MBQ-C1-17**
10-Plate Capacity Carrier for Two-Door Cabinets	**MBQ-C2-14**
12-Plate Capacity Carrier for Two-Door Cabinets	**MBQ-C2-17**

CABINET CARRIER CAPACITIES

200 Two-Door holds (20) MBQ-C2-14
180 Two-Door holds (15) MBQ-C2-17
150 Two-Door holds (15) MBQ-C2-14
120 Two-Door holds (10) MBQ-C2-17
180 One-Door holds (15) MBQ-C1-17

144 One-Door holds (12) MBQ-C1-17
120 One-Door holds (12) MBQ-C1-14
90 One-Door holds (9) MBQ-C1-14
72 One-Door holds (6) MBQ-C1-17

BANQUET CABINET CAPACITIES

2 Door Models	Plate & Cover Height	Cover Dia	Plate Capacity	Cover Dia	Plate Capacity	Cover Dia	Plate Capacity
MBQ-200D	up to 2.75"	up to 11.75"	200	11.875" to 12.75"	160	12.875" to 13.125"	140
	2.875" - 3.375"		160		128		112
	3.5" - 4.625"		120		96		84
	4.75" - 6.875"		80		64		56
	7" & Over		40		32		28
MBQ-180D & MBQT-180D	up to 2.75"	up to 11.75"	180	11.875" to 12.75"	144	12.875" to 13.125"	126
	2.875" - 3.375"		150		120		105
	3.5" - 4.125"		120		96		84
	4.25" - 5.625"		90		72		63
	5.75" - 8.375"		60		48		42
	8.5" & Over		30		24		21
MBQ-150D & MBQT-150D	up to 2.75"	up to 11.75"	150	11.875" to 12.75"	120	12.875" to 13.125"	105
	2.875" - 3.375"		120		96		84
	3.5" - 4.625"		90		72		63
	4.75" - 6.875"		60		48		42
	7" & Over		30		24		21
MBQ-120D	up to 2.75"	up to 11.75"	120	11.875" to 12.75"	96	12.875" to 13.125"	84
	2.875" - 3.375"		100		80		70
	3.5" - 4.125"		80		64		56
	4.25" - 5.625"		60		48		42
	5.75" - 8.375"		40		32		28
	8.5" & Over		20		16		14
		(10) Plates per Level		(8) Plates per Level		(7) Plates per Level	



1 Door Models	Plate & Cover Height	Cover Dia	Plate Capacity	Cover Dia	Plate Capacity	Cover Dia	Plate Capacity
MBQ-180	up to 2.75"	up to 11"	180	11.125" to 11.75"	144	11.875" to 12.5"	108
	2.875" - 3.375"		150		120		90
	3.5" - 4.125"		120		96		72
	4.25" - 5.625"		90		72		54
	5.75" - 8.375"		60		48		36
	8.5" & Over		30		24		18
		(10) Plates per Level		(8) Plates per Level		(6) Plates per Level	



1 Door Models	Plate & Cover Height	Cover Dia	Plate Capacity	Cover Dia	Plate Capacity	Cover Dia	Plate Capacity
MBQ-144	up to 2.75"	up to 11"	144	11.125" to 11.75"	108	11.875" to 12.25"	90
	2.875" - 3.375"		120		90		75
	3.5" - 4.125"		96		72		60
	4.25" - 5.625"		72		54		45
	5.75" - 8.375"		48		36		30
	8.5" & Over		24		18		15
MBQ-120	up to 2.75"	up to 11"	120	11.125" to 11.75"	90	11.875" to 12.25"	75
	2.875" - 3.375"		96		72		60
	3.5" - 4.625"		72		54		45
	4.75" - 6.875"		48		36		30
	7" & Over		24		18		15
		(8) Plates per Level		(6) Plates per Level		(5) Plates per Level	



1 Door Models	Plate & Cover Height	Cover Dia	Plate Capacity	Cover Dia	Plate Capacity	Cover Dia	Plate Capacity
MBQ-90	up to 2.75"	up to 11"	90	11.125" to 12"	60	12.125" to 13.125"	45
	2.875" - 3.375"		72		48		36
	3.5" - 4.625"		54		36		27
	4.75" - 6.875"		36		24		18
	7" & Over		18		12		9
MBQ-72	up to 2.75"	up to 11"	72	11.125" to 12"	48	12.125" to 13.125"	36
	2.875" - 3.375"		60		40		30
	3.5" - 4.125"		48		32		24
	4.25" - 5.625"		36		24		18
	5.75" - 8.375"		24		16		12
	8.5" & Over		12		8		6
		(6) Plates per Level		(4) Plates per Level		(3) Plates per Level	



Banquet Service Cart — "Queen Mary" — {12.50}

For banquet service, bussing, general back-of-the-house transportation and mobile storage.

- All welded 16-gauge stainless steel construction.
- 8" (203mm) polyurethane casters, two rigid, two swivel.
- Three-Point-Control Handle.
- Wraparound bumper protects cart, walls, and other equipment.
- Optional Swing-Up Pull Handle available.

Description	Length/Width/Height (in.)	(mm)	Approx. Pkd. Wt. (lbs.)	(kg)	Cat. No.
Five Flat Shelves	64x31x66	1626x787x1651	300	136	**MQ-512F**
Six Flat Shelves	64x31x66	1626x787x1767	325	147	**MQ-609F**
Five Ledged Shelves	64x31x65	1626x787x1651	300	136	**MQ-512L**
Six Ledged Shelves	64x31x66	1626x787x1767	325	147	**MQ-609L**

For swing-up pull handle, add "**-H**" to the part number. Example: MQ-609F-H

"Queen Mary"

TC90 Series — Half-Height Heated Insulated Transport Cabinets — {13.28}

- Low center of gravity assures safe transport and use.
- Analog thermometer for consistent and accurate readings, even when unit is not plugged in.
- Stainless interior and removable slide racks provide easy cleaning.
- Convenient kick latch provides "hands-free" easy opening.
- Slide spacing is $2^{5}/_{8}$" (67mm) lip loaded for steam table pans and bottom loaded for bun pans.

NEMA 5-15P
950 W

Cat. No.	Style	Dimensions (HxWxD)	Pan Capacity: Sheet Pans 18"x26"	12"x20"x2.5"	Steam Pans 12"x20"x4"	12"x20"x6"	Approx. Pkd. Wt. (lbs.)
TC90S	Without Bumper	37"x $21^{1}/_{4}$"x $24^{3}/_{4}$"	NA	9	4	3	110
TC90SB	With Bumper	37"x $22^{7}/_{16}$"x $27^{1}/_{4}$"	NA	9	4	3	110
TC90B	Without Bumper	37"x $27^{1}/_{4}$"x $30^{3}/_{4}$"	9	NA	NA	NA	128
TC90BB	With Bumper	37"x $28^{7}/_{16}$"x $33^{1}/_{4}$"	9	NA	NA	NA	128

CD3N

CD Series Cabinets — {13.01}

Designed for enclosed transport and storage of 18"x26" (457x660mm) bun pans.

- 14 gauge high-strength natural finish aluminum, riveted construction and cast aluminum corners.
- Lockable door recedes into sidewall so cabinets occupy minimum space.
- 1 1/2" (38mm) slide spacing.

Width/Height/Depth (in.)	Width/Height/Depth (mm)	Inside Height (in.)	Inside Height (mm)	Pan Capacity No.	Approx. Pkd. Wt. (lbs.)	Approx. Pkd. Wt. (kg)	Cat. No.
21 1/2x63 1/4x28	533x1607x711	52 5/8	1336	35	85	38	**CD3N**
21 1/2x71 1/2x28	533x1816x711	60 5/8	1539	40	95	42	**CD4N**

Note: Brakes are standard on two casters, for the units listed above.

Accessories

Description	Model
Gray Corner Bumpers	**A32**
*Gray Continuous Bumper	**A33**
Floor Lock	**A71**

*Adds 2" (51mm) to overall width and depth of rack.

DSC7N

Delivery/Storage Cabinets — {13.04}

Designed to hold food in various stages of preparation or to deliver prepared food.

- Lockable door recedes into sidewall so cabinets take minimal space.
- Stores 18"x26" (457x660mm) pans — 1 1/2" (38mm) slide spacing.

Width/Height/Depth (in.)	Width/Height/Depth (mm)	Inside Height (in.)	Inside Height (mm)	Pan Capacity No.	Approx. Pkd. Wt. (lbs.)	Approx. Pkd. Wt. (kg)	Cat. No.
22 3/8x59 3/4x28 3/8	569x1517x721	48 3/4	1238	32	98	44	**DSC6N**
22 3/8x71 3/4x28 3/8	569x1822x721	60 3/4	1543	40	108	48	**DSC7N**

Note: Brakes are standard on two casters, for the unit listed above.

End-Load and Side-Load Wire Bun Pan Racks — {13.42}

Economical solution for storage and transport of bun pans.

- End-load models provide a large tray landing area, side-load models are highly space efficient.
- Choice of 1 1/2" (38mm) spacing (38 pans) or 3" (76mm) (20 pans) spacing.
- Quick, easy no-tool assembly, rolls easily on 5" (127mm) swivel casters.
- Durable Super Erecta Brite™ finish.
- All units are 69" (1752mm) high.

Width/Length (in.)	Width/Length (mm)	Slide Spacing (in.)	Slide Spacing (mm)	Pan Capacity Size No.	Pan Capacity Size (in.)	Pan Capacity Size (mm)	Approx. Pkd. Wt. (lbs.)	Approx. Pkd. Wt. (kg)	Description	Cat. No.
21 3/4x27	552x685	1 1/2	38	38	18x26	457x660	61	27.7	End-Load	**RE1**
21 3/4x27	552x685	3	76	20	18x26	457x660	70	31.8	End-Load	**RE3**
19 1/2x30	495x762	1 1/2	38	38	18x26	457x660	61	27.6	Side-Load	**RS1**
19 1/2x30	495x762	3	76	20	18x26	457x660	70	31.8	Side-Load	**RS3**

Weight Load Capacity: 30 lbs. (13.6kg) per level; 200 lbs. (91kg) per rack.

Accessories

Description	Model
3 1/2" (90mm) Diameter Rubber Donut Bumper	**9992DB**
5 1/2" (140mm) Diameter Rubber Donut Bumper	**9992N**

NSF

Wire Bun Pan Racks

Portable Wire Prep Rack — {13.44}

Made to accommodate standard 18"x26" (457x660mm) trays or pans.

- The 1/2" (12.7mm) food grade polyethylene cutting board/work surface provides an area for slicing, mixing, garnishing or other types of food preparation.
- Rolls easily on 5" (127mm) swivel casters.
- Units assemble quickly and easily without special tools.

Width/Length (in.)	Width/Length (mm)	Height (in.)	Height (mm)	Slide Spacing (in.)	Slide Spacing (mm)	Pan Capacity Size No.	Pan Capacity Size (in.)	Pan Capacity Size (mm)	Approx. Pkd. Wt. (lbs.)	Approx. Pkd. Wt. (kg)	Description	Cat. No.
21 3/4x27	550x685	36	914	1 1/2	38	16	18x26	457x660	50	22.6	End-Load	**RE1P**
21 3/4x27	550x685	36	914	3	76	8	18x26	457x660	60	27.2	End-Load	**RE3P**

Accessories

Description	Model
3 1/2" (90mm) Diameter Rubber Donut Bumper	**9992DB**
5 1/2" (140mm) Diameter Rubber Donut Bumper	**9992N**

NSF

Portable Wire Prep Rack

End-Load Racks — Single Section — {13.50}

RD3N

- Units feature sturdy, riveted 6063-T6 aluminum construction. Pass-thru design affords maximum convenience.
- Space saving, ideal for freezers, coolers, bakeries.

Width/Height/Depth (in.)	(mm)	Slide Spacing (in.)	(mm)	Pan Capacity Size No.	(in.)	(mm)	Approx. Pkd. Wt. (lbs.)	(kg)	Cat. No.
21 1/2x69 3/4x29	546x1772x736	3	76	20	18x26	457x660 Pans	52	23.6	**RD3N**
				or 40	14x18	355x457			
21 1/4x69 3/4x26 1/2	546x1772x673	1 1/2	38	40	18x26	457x660 Pans	52	23.6	**RD13N**
20x63 3/4x23	508x1619x584	3	76	18	15x20	381x508 Trays	49	22.2	**RD15N**
				or 18	16x22	406x553			
21 1/2x69 3/4x29	546x1772x736	5	127	12	18x26	457x660 Pans	45	20.4	**RD23N**
				or 24	14x18	355x457			

Note: 5" (127mm) swivel casters, two with brakes, are standard on units listed above.
Weight Load Capacity: 20 lbs. (9kg) per slide; 350 lbs. (159kg) per rack.

Accessories

Description	Model
*Gray Continuous Bumper	**A33RD**
**Gray Corner Bumpers	**A37**
Pan Stop	**A120**

*Adds 2" (51mm) to overall width and depth of rack.
**Adds 1/2" (12.7mm) to overall width and 1" (25mm) to overall depth of rack.
Notes: Accessories must be ordered with rack. Not designed for field installation. Accessorized racks shipped assembled. Part numbers will be combined to signify complete unit at time of order entry.

Side-Load Rack — Single Section — {13.52}

RD33N

Width/Height/Depth (in.)	(mm)	Inside Height (in.)	(mm)	Slide Spacing (in.)	(mm)	Pan Capacity Size No.	(in.)	(mm)	Approx. Pkd. Wt. (lbs.)	(kg)	Cat. No.
29 3/8x69 1/4x18 5/8	746x1758x472	60 1/2	1536	3	76	20	18x26	457x660	45	20.2	**RD33N**

Note: 5" (127mm) swivel casters, two with brakes, are standard on units listed above.
Weight Load Capacity: 20 lbs. (9kg) per slide level; 350 lbs. (159kg) per rack. Allowable temperature range: -30°F (-34°C) to 160°F (71°C).

Adjustable Rack — {13.56}

RD78N

Ideal for holding a variety of items of different sizes at different times.

- 13 Sets of "Vari-Slides" accommodate all popular modules used in the foodservice industry.
- Made of special extrusion (.100" or 2.5mm thick) with bending support design for heavy loads.
- Keyholes in uprights on 1 1/2" (38mm) spacing. Inside height is 60 1/4" (1530mm).

Width/Height/Depth (in.)	(mm)	Pan Capacity with (13) Standard Sets of Slides on 4 1/2" (114mm) Centers* 2 per Slide Size No.	(in.)	(mm)	1 per Slide Size No.	(in.)	(mm)	Approx. Pkd. Wt. (lbs.)	(kg)	Cat. No.
24 3/8x69 1/2x26	619x1765x660	26	10 7/8x19 3/4	274x501	13	15x20	380x520	93	41.8	**RD78N**
		26	11 1/8x20	284x508	13	18x26	457x660			
		26	12x18	304x457	13	20x20	508x508			
		26	12x20	304x508	13	20x22	508x558			
		26	13x18	330x457	13	20x24	508x609			
		26	14x18	335x457						

*Vertical supports punched on 1 1/2" (38mm) centers for adjustability.
Note: 5 " (127mm) heavy-duty swivel casters with neoprene wheels, two with brakes, are standard on unit listed above.
Notes: Accessories must be ordered with rack. Not designed for field installation.
Accessorized racks shipped assembled. Part numbers will be combined to signify complete unit at time of order entry.
Weight Load Capacity: 50 lbs. (22.7kg) per slide level; 350 lbs. (159kg) per rack. Allowable temperature range: -30°F (-34°C) to 160°F (71°C).

Accessories

Description	Model
*Gray Continuous Bumper	**A33RD**
**Gray Corner Bumpers	**A37**
Extra Slides (Will take 4 extra pair max.)	**A121**
Floor Lock	**A71**

*Adds 2" (51mm) to overall width and depth of rack.
**Adds 1/2" (12.7mm) to overall width and 1" (25mm) to overall depth of rack.

End-Load "Knock Down" Racks — Single Section — {13.70}

Width/Height/Depth (in.)	Width/Height/Depth (mm)	Inside Height (in.)	Inside Height (mm)	Slide Spacing (in.)	Slide Spacing (mm)	Pan Capacity Size No.	Pan Capacity Size (in.)	Pan Capacity Size (mm)	Approx. Pkd. Wt. (lbs.)	Approx. Pkd. Wt. (kg)	Cat. No.
20 3/8x64 1/8x28	518x1630x711	55 7/8	1417	3	76	18	18x26	457x660	53	23.8	**RT183N**
						or 36	14x18	355x457			
20 3/8x64 1/8x28	518x1630x711	55 7/8	1417	5	127	11	18x26	457x660	50	22.5	**RT115N**
						or 22	14x18	355x457			
20 3/8x64 1/8x28	518x1630x711	55 7/8	1417	1 1/2	28	34	18x26	457x660	55	24.7	**RT1334N**

Note: 5" (127mm) swivel casters, two with brakes, are standard on units listed above.
Weight Load Capacity: 20 lbs. (9kg) per slide level; 300 lbs. (136kg) per unit. Allowable temperature range: -30°F (-34°C) to 160°F (71°C).

RT115N

Accessories

Description	Model
Vertical Corner Bumpers	**A38**

Notes: Accessories must be ordered with rack.
Not designed for field installation.
Accessorized racks shipped assembled.
Part numbers will be combined to signify complete unit at time of order entry.

Side-Load "Knock Down" Racks — {13.72}

Width/Height/Depth (in.)	Width/Height/Depth (mm)	Inside Height (in.)	Inside Height (mm)	Slide Spacing (in.)	Slide Spacing (mm)	Pan Capacity Size No.	Pan Capacity Size (in.)	Pan Capacity Size (mm)	Approx. Pkd. Wt. (lbs.)	Approx. Pkd. Wt. (kg)	Cat. No.
28 3/8x64 1/8x18 3/4	721x1628x476	56 1/2	1435	3	76	18	18x26	457x660	40	18	**RT3318N**
28 3/8x64 1/8x18 3/4	721x1628x476	56 1/2	1435	5	127	11	18x26	457x660	38	17.1	**RT3511N**

Note: 5" (127mm) swivel casters, two with brakes, are standard on units listed above.
Weight Load Capacity: 20 lbs. (9kg) per slide level; 300 lbs. (136kg) per rack. Allowable temperature range: -30°F (-34°C) to 160°F (71°C).

RT3318N

RF13N

Roll-In Refrigerator Racks — {13.80}

Rack rolls directly into refrigerator for quick and easy storage.

- Natural finish, high-strength, extruded aluminum (6063-T6 alloy), riveted construction.
- Pass-Thru Design can be loaded on one side and unloaded from the other for maximum efficiency and convenience.

Without Bumper Width/Height/Depth (in.)	(mm)	Slide Spacing (in.)	(mm)	Pan Capacity Size No.	(in.)	(mm)	Approx. Pkd. Wt. (lbs.)	(kg)	Cat. No.
21 1/4x64 3/4x26	539x1645x660	1 1/2	38	36	18x26	457x660	44	19.8	**RF13N**
21 3/8x64 3/4x26	543x1645x660	3	76	18	18x26	457x660	55	24.7	**RF3N**
21 3/8x64 3/4x26	543x1645x660	5	127	11	18x26	457x660	43	19.3	**RF23N**

Width/Height/Depth (in.)	(mm)	Pan Capacity with (12) Standard Sets of Slides on 4 1/2" (114mm) Centers* 2 per Slide Size No.	(in.)	(mm)	1 per Slide Size No.	(in.)	(mm)	Approx. Pkd. Wt. (lbs.)	(kg)	Cat. No.
24 3/8x64 1/2x26	619x1688x660	24	10 7/8x19 3/4	274x501	12	15x20	380x520	92	41.4	**RF78N**
		24	11 1/8x20	284x508	12	18x26	457x660			
		24	12x18	304x457	12	20x20	508x508			
		24	12x20	304x508	12	20x22	508x558			
		24	13x18	330x457	12	20x24	508x609			
		24	14x18	335x457						

*Vertical supports punched on 1 1/2" (38mm) centers for adjustability.
Note: 5" (127mm) swivel casters, two with brakes, are standard on units listed above.
Weight Load Capacity: 20 lbs. (9kg) per slide level; 350 lbs. (159kg) per rack.
Allowable temperature range: -30°F (-34°C) to 160°F (71°C).

RF78N

Accessories

Description	Model
*Gray Continuous Bumper	**A33RD**
**Gray Corner Bumpers	**A37**
Extra Slides for RF78N	**A121**
Floor Lock (for use with RF78N Only)	**A71**

*Adds 2" (51mm) to overall width and depth of rack.
**Adds 1/2" (12.7mm) to overall width and 1" (25mm) to overall depth of rack.
Notes: Accessories must be ordered with rack. Not designed for field installation.
Accessorized racks shipped assembled. Part numbers will be combined to signify complete unit at time or order entry.

RD27N

Oval Tray Rack — {13.58}

Special design, natural finish, high-strength, extruded aluminum (6063-T6 alloy) framework with 8-gauge brake-formed slides. Pass-thru design is lightweight, maneuvers easily. Ideal for banquet service.

Width/Height/Depth (in.)	(mm)	Slide Spacing (in.)	(mm)	Pan Capacity Size No.	(in.)	(mm)	Approx. Pkd. Wt. (lbs.)	(kg)	Cat. No.
27x70 1/4x29	685x1784x736	6	152	10	22 3/4x27 5/8	577x701	88	39.6	**RD27N**

Note: 5" (127mm) heavy-duty swivel casters with neoprene wheels, two with brakes, are standard on unit listed above.
Weight Load Capacity: 50 lbs. (22.7kg) per slide level; 350 lbs. (159kg) per rack.
Allowable temperature range: -30°F (-34°C) to 160°F (71°C).

Accessories

Description	Model
*Gray Continuous Bumper	**A33RD**
**Gray Corner Bumpers	**A37**
Pan Stop	**A120**
Floor Lock	**A71**

*Adds 2" (51mm) to overall width and depth of rack.
**Adds 1/2" (12.7mm) to overall width and 1" (25mm) to overall depth of rack.
Notes: Accessories must be ordered with rack. Not designed for field installation. Accessorized racks shipped assembled. Part numbers will be combined to signify complete unit at time of order entry.

T-Series: Durable & efficient, food transport.

pg. 178

Built to handle anything you can dish out.

WARE HANDLING

"Poker Chip" Dish Dollies.....204-205
Side-Load Dish and Tray Carts.....206
Ice Carts & Ware Handing Racks 207

Hello Dolly.

DELIVERING ADJUSTABILITY, VARIETY & PROTECTION

PCD11A

Adjustable towers offer maximum versatility.

Recessed handles for better maneuverability and efficient storage.

One-piece, sturdy polymer construction is extremely durable and easy to clean.

Standard 5" (127mm) neoprene swivel casters (two with brakes) for easy maneuverability.

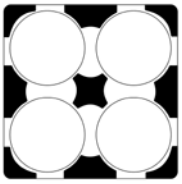

Plate sizes 9 5/8" – 11 3/4"
4 Columns (60 per)
*Capacity 240

4 1/4" – 4 5/8"
8 Columns (40 per)

7 1/2" – 9 1/2"
2 Columns (60 per)



Plate sizes 4 1/4" – 4 5/8"
16 Columns (40 per)
*Capacity 640

*Varies on china shape & thickness.

Usable column height is 20"

PCD9

PCD9 shown with glass rack
(Glass rack not included.)

EFFICIENCY, STYLE AGILITY AT YOUR FINGERTIPS

- Built-in Microban® Antimicrobial Product Protection.
- "Fixed Position" PCD's are designed to hold 5", 7", 8", 9", 11" or 12" plates securely in place.
- Versatile design allows transport of glass racks.

SIDE-LOAD DISH & TRAY CARTS

- Perfect for holding a variety of different sized dishes, odd-shaped platters and trays.
- New recessed handles increase maneuverability and make transport effortless.
- One-piece, sturdy polymer construction with built-in drain holes promote cleanability.

Model DSD11
shown with optional
divider accessory A110

Model SSD16
shown with optional
divider accessory A110

PROTECTION THAT LIVES ON MICROBAN

NSF®

Adjustable Polymer "Poker Chip" Dish Dollies — {16.21}

(with *Microban® Antimicrobial Product Protection)

Unique design utilizing adjustable, removable towers provides total flexibility and maximum loading density. Two-handed access to all dish columns means easy retrieval and reduced chance of dish breakage. Handle dish sizes from 4 1/4" (108mm) to 11 3/4" (298mm) in diameter.

- High-density polymer shell is resistant to cracking, peeling, and chipping. Smooth surfaces prevent snags.
- Square compact design allows for maximum space utilization and stores conveniently under counters, out of the way.
- Standard 5" (127mm) neoprene swivel casters (two with brakes) for easy maneuverability.
- Vinyl dust cover included.
- NSF listed.

PCD11A

Width/Height/Depth (in.)	(mm)	Approx. Pkd. Wt. (lbs.)	(kg)	Cat. No.
26 5/8x31 15/16x26 5/8	676x812x676	65	30	**PCD11A**

Protective cover is standard.

Metro Tip:

Adjustable Poker Chip Dish Dollies are perfect for carrying multiple-size dishes, or if you're not sure of the sizes you will be using.

Accessories

Description	Model
4 Additional Dividers	**AD11A**
Additional Cover	**PCDV11A**

Polymer "Poker Chip" Dish Dollies — {16.23}

(with *Microban® Antimicrobial Product Protection)

Two-handed dish access for easy retrieval and less chance of breakage.

- Chip-resistant polymer shell has snag-proof surface.
- Space efficient square design stores out of the way under counters.
- Standard 5" (127mm) neoprene swivel casters (two with brakes) provides easy maneuverability.
- Vinyl dust cover included.
- NSF listed.

Metro Fact:

Poker Chip Dish Dollies are enhanced with built-in Microban® antimicrobial product protection, which protects the product from bacteria, mold, mildew and fungi that cause odors, stains and product degradation.

Width/Height/Depth (in.)	(mm)	No. of Dish Columns	Approx. Dish Capacity Per Column*	Total Approx. Dish Capacity*	Maximum Dish Size (in.)	(mm)	Approx. Pkd. Wt. (lbs.)	(kg)	Cat. No. Blue**
24 1/16x31 15/16x24 1/16	612x812x612	9	40	360-540	5 5/8	143	61	27	**PCD5**
27 13/16x31 15/16x27 13/16	707x812x707	9	40-60	360-540	6 7/8	175	72	32	**PCD7**
21 1/2x31 15/16x21 1/2	547x812x547	4	60	240	8 1/4	210	51	22	**PCD8**
23 15/16x31 15/16x23 15/16	609x812x609	4	60	240	9 1/2	241	56	25	**PCD9**
26 15/16x31 15/16x26 15/16	685x812x685	4	60	240	11	279	65	29	**PCD11**
30 1/8x31 15/16x30 1/8	766x812x766	4	60	240	12 5/8	321	70	32	**PCD12**

*Loading capacity dependent upon china shapes and thickness.
Protective cover is standard. For additional covers, see accessories below.

PCD9

Accessories

Description	Model
Additional Cover for PCD5	**PCDV5**
Additional Cover for PCD7	**PCDV7**
Additional Cover for PCD8	**PCDV8**
Additional Cover for PCD9	**PCDV9**
Additional Cover for PCD11	**PCDV11**
Additional Cover for PCD12	**PCDV12**

Metro Tip:

Two-handed access to all dish columns provides for safer loading and unloading. Dollies have four swivel casters for maneuvering in and out of tight quarters.

Indicates antimicrobial product.

SSD16 shown with optional Divider Accessory A110

Side-Load Polymer Dish and Tray Carts — {16.32}

(with *Microban® Antimicrobial Product Protection)

Adjustable dividers accommodate a variety of different-sized dishes and trays.

- Side-load dish and tray carts come in single and double-sided models.
- Perfect for holding a variety of different sized dishes, odd-shaped platters and trays.
- Corrosion-free polymer construction makes surfaces smooth and easy to clean.
- Vinyl dust/splash cover included to protect stored contents.
- Standard 5" (127mm) neoprene swivel casters (two with brakes) for easy maneuverability.

Overall Width/Height/Depth (in.)	(mm)	Approx. Dish Capacity Per Column**	Approx. Tray Capacity Per Column**	Approx. Pkd. Wt. (lbs.)	(kg)	Cat. No.
39 5/8x32 15/16x21 5/8	1007x837x550	60	80	82	36	SSD16
39 5/8x31 15/16x29 1/16	1007x812x739	60	80	100	45	DSD11

**Loading capacity dependent upon chain and tray shapes/thickness.
Protective cover is standard. For additional covers, see accessories below.

DSD11 shown with optional Divider Accessory A110

Accessories

Description	Model
Divider Assembly (1 rod and 2 dividers)	A110
Additional Divider	A115
Additional Cover for Single Side-Load Dish and Tray Cart	SSDV16
Additional Cover for Double Side-Load Dish and Tray Cart	DSDV11

D2020N

Dish Rack Dollies — {16.14}

Lightweight aluminum, but built for heavy service.

- 5" (127mm) non-marking swivel casters.
- Non-marking corner bumpers.
- Tubular steel handle optional on D2020N.

Overall Width (in.)	(mm)	Height (in.)	(mm)	Type	Approx. Pkd. Wt. (lbs.)	(kg)	Cat. No.
21 1/2 sq.	546	6 1/8	154	Without Handle	13 5/8	345	D2020N
21 1/2 sq.	546	33 3/8	843	With Handle	15 3/4	400	DH2020N
				Handle			H2020C

Dollies under 21 1/2" sq. (546mm) made to order.

CBH2121C
Dish Rack Dolly (Racks not included)

Cup/Glass Rack Dollies — {16.14}

Store cup/glass racks at a convenient, easy-access height.

D2121C

Overall Dimensions Width/Length (in.)	(mm)	Overall Height (in.)	(mm)	Type	Pkd. Wt. (lbs.)	(kg)	Cat. No.
20 7/8x20 7/8	530x530	12 1/8	307	Without Bumpers and Handle	28	12.6	D2121C
20 7/8x23 7/8	530x607	36 5/8	929	With Handle	33	14.8	DH2121C
23 3/8x23 3/8	594x594	12 1/8	307	With Corner Bumpers	29	13	CB2121C
23 3/8x25	594x635	36 5/8	929	With Corner Bumpers and Handle	34	15.3	CBH2121C

Draining Grate



Draining Grate

Outside Dimensions Width/Length (in.)	(mm)	12 Pieces Per Package Approx. Pkd. Wt. (lbs.)	(kg)	Cat. No.
8 1/4x10 1/2	209x266	11	4.9	6511DR
10 1/8x18	256x457	22	9.9	6517DR*
16 1/2x24 1/2	419x622	28	12.6	6518DR†

*Fits 12"x20" (305x508mm) pan (#200).
†Fits 18"x26" (457x660mm) baking sheet.

Indicates antimicrobial product.

Put your transport woes on ice.

Ice Cart

Ice Cart — {13.37}

Features unique patented multi-position lid which opens to 19½"x12" (495x305mm). Double wall and deep insulation will hold ice for extended periods. Rust and corrosion-proof polymer construction. Large rear wheels and front swivel casters for easy mobility.

Width/Depth/Height (in.)	(mm)	Capacity (lbs.)	(kg)	Casters	Cat. No.
22½x28¼x33½	572x718x851	125	57	8" (203mm) rear; 5" (127mm) front (1 locking)	**IC125**

Pot and Pan Rack

Pot and Pan Rack

Description	Width (in.)	(mm)	Length (in.)	(mm)	Height (in.)	(mm)	Casters (amt.)	(type)	Approx. Pkd. Wt. (lbs.)	(kg)	Cat. No.
Solid Embossed	24	610	48	1219	68	1727	2	5MP	125	56	**PR48ES**
							2	5MPB			
Solid Embossed	24	610	60	1524	68	1727	2	5MP	153	66	**PR60ES**
							2	5MPB			

Dry it.

Eliminate "Wet Nesting" and kick bacteria to the curb.

See Pg. 28
for complete drying solutions.

Clean house
with Metro.

Lodgix™

MetroTrux™

HOUSEKEEPING, MERCHANDISING, BEER AND WINE STORAGE

Lodgix Housekeeping Carts 210-211
Lodgix Houserunner Carts & Folding Station.....212
Valet and Amenity Carts & Stations 213-215
Mini Bar Restocking Cart 216
Linen Trucks & Carts 217
Totes & Bins.....218
Merchandising 219
Beer and Wine Storage & Accessories 220-221

Metro Lodgix™ Housekeeping Carts — {31.01}

Designed to adapt as housekeeping requirements change. Aesthetic appearance presents an upscale image for any facility. Polymer construction means low maintenance and long life.

- Flexible, Modular Design: Designed to be upgradable in the field. Additional storage, locking doors and locking top shroud can be easily added in the field using simple hand tools.
- Polymer Construction: Will not rust, corrode, dent, flake, chip, or peel and is friendly to walls, doors and furnishings for lower maintenance costs.
- 8" (203mm) Wheels Standard: Non-marking wheels are easy to maneuver over any floor surface.
- "Natural Grip" Handle Design: Positions hands properly for ease of use and less fatigue.
- Unique, "Hookless" Bag Mounting Method: Provides a convenient method for securing polyliners.
- Bottom Shelf and Top Handle: Combine to hold brooms, vacuum cleaner, or waste receptacle (with optional waste container bracket).
- Integrated Paper Management System: Convenient storage for menus, directories, etc.
- **Options and Accessories:***
  Under Deck Vacuum Bracket
  Under Deck Glass Rack Holder
  Roller, Corner Bumpers
  Side Storage Kit
  Locking Door for Side Storage
  Locking Top Shroud
  Center Compartment Shelf
  End Compartment Shelf
  Waste Can Bracket

*All options and accessories can be added in the field.

Metro® Transfer/
Exchange Cart

Stock Housekeeping Cart from Supply Closet or Exchange Carts

Lodgix
Housekeeping Cart

Storage

Metro® Amenity
Pick Station

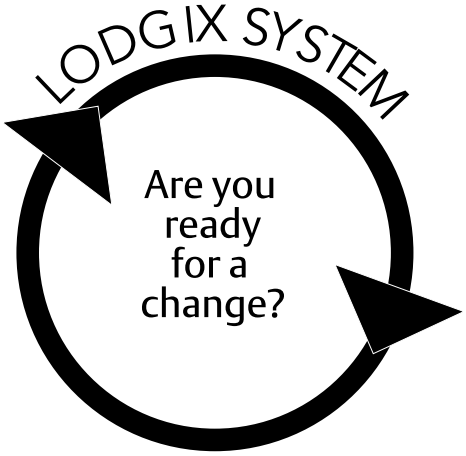

Collect, Sort and Transport Soiled Linen

Metro Lodgix
Houserunner Cart

Transport to Floor Closet

Metro® Transfer/
Exchange Cart

Wash, Dry, Press, Fold and Stack

MetroTrux® Convertible
Linen Truck

Metro Lodgix™ Housekeeping Carts — {31.01}

Description	Exterior Dimensions Length (in.)	Length (mm)	Width (in.)	Width (mm)	Height (in.)	Height (mm)	Shelf Capacity cu. ft.	Shelf Capacity cu. m.	Approx. Pkd. Wt. (lbs.)	Approx. Pkd. Wt. (kg)	Cat. No.
Metro Lodgix Essentials Standard Height	60	1524	22	559	42	1067	9.8	0.27	82	37.2	**LXHK3-ESS**
Metro Lodgix Plus Standard Height	60	1524	22	559	42	1067	13.4	0.37	112	50.8	**LXHK3-PLUS**
Metro Lodgix Pro Standard Height	60	1524	22	559	55	1397	13.4	0.37	132	59.9	**LXHK3-PRO**
Metro Lodgix Essentials Tall Height	60	1524	22	559	51	1295	13.1	0.37	96	43.5	**LXHK4-ESS**
Metro Lodgix Plus Tall Height	60	1524	22	559	51	1295	17.9	0.51	134	60.8	**LXHK4-PLUS**
Metro Lodgix Pro Tall Height	60	1524	22	559	64	1626	17.9	0.51	157	71.2	**LXHK4-PRO**

*Tall carts come standard with two center shelves.
Top Shroud adds 13" (330mm) to total height of cart.

Description	Interior Dimensions Length (in.)	Length (mm)	Width (in.)	Width (mm)	Height (in.)	Height (mm)	Shelf Capacity cu. ft.	Shelf Capacity cu. m.
Center Storage Area: Standard Height	30	762	21	533	27	686	9.8	0.278
Center Storage Area: Tall Height	30	762	21	533	36	914	13.1	0.371
Optional Side Storage: Standard Height	11	279	21	533	27	686	3.6	0.102
Optional Side Storage: Tall Height	11	279	21	533	36	914	4.8	0.136
Under Deck Glass Rack Holder/Shelf	20	508	20	508	7	178	1.6	0.046

Options and Accessories

Description	Approx. Pkd. Wt. (lbs.)	Approx. Pkd. Wt. (kg)	Cat. No.
Roller, Corner Bumpers	1.25	0.56	**LXHK-4CB**
Under Deck Vacuum Holder	1	0.45	**LXHK-VH**
Under Deck Glass Rack Holder/Shelf	10.5	4.8	**LXHK-UGRH**
Center Compartment Adjustable Shelf	6.25	2.8	**LXHK-AS**
Locking Top Shroud	17	7.7	**LXHK-TS**
Side Storage Kit – Standard height carts	15.5	7.0	**LXHK3-SSK**
Side Storage Kit – Tall Carts	18.5	8.4	**LXHK4-SSK**
Side Storage Shelf	4.5	2.0	**LXHK-SS**
Locking Door Kit for Side Storage – Standard Height Carts	3.5	1.6	**LXHK3-SDK**
Locking Door for Side Storage – Tall Carts	4.5	2.0	**LXHK4-SDK**
Waste Can	6	2.7	**LXHK-WCAN**
Waste Can Holder – Standard Height Carts	1	0.45	**LXHK3-WCH**
Waste Can Holder – Tall Carts	2	0.91	**LXHK4-WCH**
Vinyl-Coated Nylon Laundry Bag – Standard Height Carts	2	0.91	**LXHK3-NB**
Vinyl-Coated Nylon Laundry Bag — Tall Carts	2.5	1.13	**LXHK4-NB**
3" (76mm) Large Capacity Tote (6 per carton)*	9	4.1	**TB92035NAT-LX**
6" (152mm) Large Capacity Tote (4 per carton)*	9.32	4.3	**TB92060NAT-LX**

*Items must be purchased in carton quantities to avoid a broken lot charge.

Metro Lodgix Essentials

Metro Lodgix Plus

Metro Lodgix Pro

Lockable Side Storage Door

Lockable Top Shroud

Under-Deck Glass Rack Holder

Waste Can Bracket

Under-Deck Vacuum Bracket (Shown with optional bumpers)

Large Capacity Totes

Helpful Hint:

Make it easier for your cart to go over thresholds and take outdoors by adding neverflat casters. Must be factory ordered.

Just add "-P" to the Catalog No. Contact Metro for details.

Metro Lodgix Houserunner Carts — {31.10}

Versatile product designed to support the housekeeping function. Useful for the collection of bulk soiled linens as well as the restocking of housekeeping carts.

- Three models to fit a variety of needs.
- Easy to Clean design promotes sanitary operation.
- Bottom Shelf Supports laundry bag and helps contain spills. Bottom shelf on Plus and Pro models conveniently holds glass racks.
- Extra Shelves on Pro model expand the use of the Houserunner cart to that of a resupply cart.
- Corner Bumpers standard on all Houserunner Carts.

Metro Lodgix Houserunner Essentials
Basic collection cart featuring 7-bushel nylon laundry bag, solid bottom shelf and 5" (127mm) casters (two swivel, two rigid).

Metro Lodgix Houserunner Plus
All the features of the Essentials Cart plus the addition of a second open wire shelf for added capacity. Shelf can hold a standard glass rack.

Metro Lodgix Houserunner Pro
Pro model adds more capacity with a larger bottom shelf (24"x36" [610x914mm]) and the addition of two 12"x24" (305x610mm) adjustable shelves.

Description	Exterior Dimensions Length (in.)	Length (mm)	Width (in.)	Width (mm)	Height (in.)	Height (mm)	Capacity Bu.	Approx. Pkd. Wt. (lbs.)	(kg)	Cat. No.
Metro Lodgix Houserunner Essentials	24	610	24	610	33	838	7	39	17.7	**LXHR-ESS**
Metro Lodgix Houserunner Plus	24	610	24	610	39	991	7	52	23.6	**LXHR-PLUS**
Metro Lodgix Houserunner Pro	36	914	24	610	39	991	7	64	29.0	**LXHR-PRO**

Options and Accessories

Description	Approx. Pkd. Wt. (lbs.)	(kg)	Model No.
Vinyl-coated Nylon Laundry Bag	2	0.91	**LXHR-NB**

Folding/Laundry Station

Folding/Laundry Stations

Can be assembled by ordering the individual components shown below.

As shown:

Description	Qty.	Cat. No.
Posts for Stem Casters	4	**33UP**
Stem Casters — Rigid	2	**5MDRA**
Stem Casters — Brake	2	**5MDBA**
Super Erecta® Stainless Solid Shelf	1	**2448FS**
Super Adjustable Super Erecta® Wire Shelf	1	**A2448NC**

Hospitality you can get used to.

Standard Model #HVDC2448 on stem casters with 24" (610mm) intermediate shelves.

Valet/Laundry or Special Delivery Cart — {31.54}

Specially designed cart works both as a Laundry/ Valet Cart for special garment cleaning requests or as a Valet Delivery Cart for special deliveries.

- Organized storage and transport cart provides both shelf and hanging storage. Lightweight cart is quick to the task leaving luggage carts for heavy-duty deliveries.
- Maneuverable: Five-inch (127mm) swivel casters, two with brakes, make the cart glide easily over all floor surfaces.
- Cart construction and finish: Super Erecta® construction with Brite™ chrome finish on post and shelves.

Style	Width (in.)	Width (mm)	Length (in.)	Length (mm)	Coat Hanger Tube Length (in.)	Coat Hanger Tube Length (mm)	Shelf Length (in.)	Shelf Length (mm)	No. of Dividers	Cat. No.
Standard	24	610	48	1219	24	610	24	610	8	**HVDC2448**

Covers* for Valet/Laundry Special Delivery Cart

- Help protect contents from dust and other air-borne contaminants.
- This allows units to be loaded and stored for longer periods of time before being transported. Covers also deter pilferage.
- Reinforced Corners: Help prevent tears and add greatly to durability of covers.
- Closure: Available in hook/loop or heavy-duty nylon zipper

Cover on Valet Cart

Uncoated — machine washable:

- White: Knitted polyester, 4 oz. per square yard
- Mariner Blue: Woven polyester, 3.2 oz. per square yard.

Coated — waterproof, perfect for indoor/outdoor use:

- White or Mariner Blue — vinyl-coated nylon, 10 oz. per square yard
- Specially treated to resist bacteria, odor, mildew and flames

Finish	Color*	Approx. Pkd. Wt. (lbs.)	Approx. Pkd. Wt. (kg)	Cat. No. Zippered Closure	Cat. No. Velcro Closure
Uncoated	White	4	1.8	**24X48X62UC**	**24X48X62VUC**
Coated	White	4	1.8	**24X48X62C**	**24X48X62VC**
Uncoated	Mariner Blue	4	1.8	**24X48X62UCMB**	**24X48X62VUCMB**
Coated	Mariner Blue	6	2.7	**24X48X62CMB**	**24X48X62VCMB**

*Other colors available. Custom pricing applies.



Tote Storage Cart

Tote Storage Cart (Slanted Dispenser Racks) — {31.50}

- Tote storage carts can hold up to twenty 10" (254mm) wide totes.
- Slanted shelves add visibility and accessibility. Loading is quick, easy and organized.
- Open-wire construction and slope of shelves permit instant identification.
- Shelves are adjustable at 1" (25mm) intervals along the height of the post.
- 5" (127mm) casters add mobility, while brakes lock firmly in position.

Shelves	Length (in.)	Length (mm)	Height (in.)	Height (mm)	Approx. Pkd. Wt. (lbs.)	Approx. Pkd. Wt. (kg)	Cat. No.
Four Slanted Shelves One Flat Top Shelf (Pkg. of 12 dividers)	24	610	60	1524	103	46.3	**DC15EC**
Five Slanted Shelves (Pkg. of 12 dividers)	24	610	60	1524	112	50.4	**DC16EC**
Four Slanted Shelves One Flat Top Shelf	36	914	60	1524	95	42.7	**DC35EC**
Five Slanted Shelves	36	914	70	1778	104	46.8	**DC36EC**
Four Slanted Shelves One Flat Top Shelf	48	1219	60	1524	112	50.4	**DC55EC**
Five Slanted Shelves	48	1219	70	1778	123	55.3	**DC56EC**

Metro Tip:

Use the Tote Storage Cart to organize baskets for housekeepers prior to their shift.

Additional Shelves

Additional shelves are 18" (457mm) wide.

Length (in.)	Length (mm)	Approx. Pkd. Wt. (lbs.)	Approx. Pkd. Wt. (kg)	Cat. No.
24	610	10.5	4.7	**1824DNC**
36	914	14	6.3	**1836DNC**
48	1219	18	8.1	**1848DNC**

Additional Retainer

Keeps different types of merchandise separate and in order.

Size Width/Length (in.)	Size Width/Length (mm)	Approx. Pkd. Wt. (lbs.)	Approx. Pkd. Wt. (kg)	Cat. No.
4x17	102x432	8	3.6	**DCR17C**

Plastic Shelf Marker

Snaps over shelf edge.
Holds labels 3"x1 1/4" (75x32mm).

Size Width/Length (in.)	Size Width/Length (mm)	Cat. No.
3x1 1/4	75x32	**9990P**

Amenity Pick Station — {31.50}

- Organization eliminates hidden, forgotten stock. Pick station allows easy access for storage and dispensing.
- Pick stations available in 24" (610mm) and 30" (760mm) depths with back-up storage area below work surface.
- Work surface area features a raised "ship's edge" on all four sides to contain accidental spills.
- Top slanted shelves provide easy access to amenities.
- 72" (1829mm) overall height.
- 36" (914mm) countertop height.
- Counter units also available. See page 67.

Width (in.)	Width (mm)	Length (in.)	Length (mm)	Cat. No.
24	610	48	1219	**SWHPS2448**
24	610	60	1524	**SWHPS2460**
30	760	48	1219	**SWHPS3048**
30	760	60	1524	**SWHPS3060**

Amenity Pick Station

Slanted Shelf Carts — {31.05}

Shelves slant backwards to keep items secure during transport.

Width/Length (in.)	Width/Length (mm)	Height (in.)	Height (mm)	No. of Shelves	Casters	Description	Approx. Pkd. Wt. (lbs.)	Approx. Pkd. Wt. (kg)	Cat. No.
24x36	610x914	62	1575	3	2-BL6P, 2-6P	Heavy-Duty	140	63	**AST35MC**
24x48	610x1219	62	1575	3	2-BL6P, 2-6P	Heavy-Duty	162	72.4	**AST55MC**
24x60	610x1524	62	1575	3	2-BL6P, 2-6P	Heavy-Duty	187	84.1	**AST65MC**
24x36	610x914	59	1500	3	4-5MP Casters	Standard-Duty	105	47.2	**AST35DC**
24x48	610x1219	59	1500	3	4-5MP Casters	Standard-Duty	125	56.2	**AST55DC**
24x60	610x1524	59	1500	3	4-5MP Casters	Standard-Duty	150	67.5	**AST65DC**

Additional Slanted Shelves

Width/Length (in.)	Width/Length (mm)	Approx. Pkd. Wt. (in.)	Approx. Pkd. Wt. (mm)	Cat. No. Chrome
24x36	610x914	13	6	**SLT2436NC**
24x48	610x1219	17	8	**SLT2448NC**
24x60	610x1524	22	10	**SLT2460NC**

AST35DC

Hold, transport & organize.

FLMB2

THE MINI BAR RESTOCKING CART

MANEUVERABLE:
- Four 5" (127mm) diameter casters (2 directional, 2 with brake), provide easy maneuverability, control and stability.

STORAGE CAPACITY:
- Recessed side storage areas hold three (3) tilt-out bins on the right and one (1) tilt-out bin and wastebasket on the left side.
- A total of 27" (686mm) of drawer space provides ample room for beverage cans, juice and water bottles.

SECURED SUPPLIES:
- Key lock on right side protects valuable supplies in all drawers and right side tilt-out bins from loss or pilferage.

DURABLE CONSTRUCTION:
- Sturdy polymer construction is extremely easy to clean, and is resistant to cracking, peeling or chipping.
- Full extension drawers have self-closing ball bearing slides to provide easy access to all supplies.
- Spacious work surface provides a smooth writing surface or ample space for prep work.

SANITARY:
- Smooth, rounded corners and seamless cart surfaces simplify cleaning.

MICROBAN® ANTIMICROBIAL PRODUCT PROTECTION:
- Advanced polymer construction has built-in Microban® Antimicrobial Product Protection which inhibits the growth of bacteria, mold, mildew, and fungi that cause odors, stains, and product degradation.

Mini Bar Restocking Carts

Width/Depth/Height (in.)	(mm)	Weight (lbs.)	(kg)	Drawers	Wastebasket	Tilt-out Bins	Drawer Divider Kit	Cat. No.
33x22x42	838x559x1067	125	57	(3) 6" (152mm) (1) 9" (229mm)	X	3 (Right) 1 (Left)	1*	**FLMB1**
33x22x42	838x559x1067	125	57	(1) 3" (76mm) (1) 6" (152mm) (2) 9" (229mm)	X	3 (Right) 1 (Left)	1*	**FLMB2**

*Divider Kit is for one 6" (152mm) or one 9" (229mm) drawer.

Accessories

Description	Model
3" (76mm) Drawer Divider Kit	**FL113**
6"/9" (152/229mm) Drawer Divider Kit	**FL116**
Touch Pad Electronic Lock (No Display)*	**FL410**

*Touch Pad Electronic Locking/Unlocking option is available. Please contact your local Metro Representative.

PROTECTION THAT LIVES ON MICROBAN

MetroTrux™ — {31.43}

Units are constructed of an advanced polymer material with molded contours that provide a ruggedized body to endure the toughest daily use. Its contemporary aesthetic provides elegance to fit into any décor. Its innovative design is lightweight and ergonomic and includes "Clean Design" elements featuring Microban® antimicrobial product protection and corrosion proof components for years of reliable service.

Convertible Trux

Height (in.)	Height (mm)	Description	Approx. Pkd. Wt. (lbs.)	Approx. Pkd. Wt. (kg)	Cat. No.
72	1829	Trux, Convertible, 2 SS Shelves, 4 Swivel Casters	152	69	**TXPA-CLT48S**
72	1829	Trux, Convertible, 2 SS Shelves, 2 Swivel/2 Rigid Casters	152	69	**TXPB-CLT48S**
72	1829	Trux, Bulk with 4 Swivel Casters	128	58	**TXPA-BLK48**
72	1829	Trux, Bulk with 2 Swivel/2 Rigid Casters	128	58	**TXPB-BLK48**
73 1/3	1863	Trux, Bulk with 4 Swivel Casters, with Closures	148	67	**TXPA-BLK48SEC**
73 1/3	1863	Trux, Bulk with 2 Swivel/2 Rigid Casters, with Closures	148	67	**TXPB-BLK48SEC**
		*Trux, Cart Cover, Uncoated,Velcro Close, Navy Blue	5	2	**TX-48CVUCNB**

All MetroTrux units measure 29 1/2" W x 48" L (749 x 1219mm)
Drain holes and routing slip clips are standard on all MetroTrux units.

*Cart covers are a darker blue than the truck color.
Color block is an approximate shade of Navy Blue color.

Security Bulk Trux

Bulk Trux

Metro incorporates several elements in its product design to support a facility's cleaning protocols:

- Microban® antimicrobial protection helps prevent the growth of stain and odor causing bacteria on the product.
- Advanced polymer and other proprietary finishes provide corrosion resistance
- Smooth rounded corners to allow for easier cleaning

Look for the "red check" symbol for this added protection.

PROTECTION THAT LIVES ON MICROBAN

Convertible Linen Truck — {31.12}

Versatile construction allows folding shelves to be positioned horizontally or vertically to configure 3 different truck positions.

- Brake Lock/Swivel Lock combination casters increase flexibility.
- Open-wire design maximizes air circulation and visibility.

CLTH2460C

Shelf Size Width/Length (in.)	Shelf Size Width/Length (mm)	Height (in.)	Height (mm)	Description	Approx. Pkd. Wt. (lbs.)	Approx. Pkd. Wt. (kg)	Cat. No.
Standard-Duty — Chrome							
24x48	610x1219	70	1778	CLT with 3-sided top frame	180	82	**CLTS2448C**
24x60	610x1524	70	1778	CLT with 3-sided top frame	200	91	**CLTS2460C**
Standard-Duty — Stainless Steel							
24x60	610x1524	70	1778	CLT with 3-sided top frame	169	77	**CLT2460S**
Heavy-Duty — Chrome							
24x60	610x1524	70	1778	CLT with 3-sided top frame	241	109	**CLTH2460C**

Material: Chrome Models: Chrome-plated steel dolly and aluminum tubes. Stainless Steel: Stainless steel dolly and aluminum tubes.
Note 1: Casters on above units consist of two 6P and one pair BL6P, 8P and BL8P available on special order.
Note 2: Before employing any of various cart-washing systems, please contact InterMetro Industries Corporation or your Metro representative for special recommendations on casters and for cleaning instructions.

Accessories

Description	Model
Card Holder	**CLCHC**
Push Handle	**PH24NC**

Standard-Duty Cart (shown with optional slides and tote boxes)

Transfer/Exchange Carts —{31.56}

- Slanted shelves have 2" (50mm) slant front to back to reduce loss or breakage of items during transport.
- Standard-Duty: mounted on four 5" (127mm) stem casters.
- Heavy-Duty: mounted on aluminum dolly with bumper, two 6" (152mm) swivel casters and one set of brake lock/swivel lock casters.

Description	Width (in.)	Width (mm)	Length (in.)	Length (mm)	Height (in.)	Height (mm)	No. of Shelves	Casters	Approx. Pkd. Wt. (lbs.)	Approx. Pkd. Wt. (kg)	Cat. No.
Heavy-Duty	24	610	36	914	62	1575	3	2-BL6P, 2-6P	140	64	**AST35MC**
Heavy-Duty	24	610	48	1219	62	1575	3	2-BL6P, 2-6P	162	73	**AST55MC**
Heavy-Duty	24	610	60	1524	62	1575	3	2-BL6P, 2-6P	187	84	**AST65MC**
Standard-Duty	24	610	36	914	59	1495	3	4-5MP	105	47	**AST35DC**
Standard-Duty	24	610	48	1219	59	1495	3	4-5MP	125	56	**AST55DC**
Standard-Duty	24	610	60	1524	59	1495	3	4-5MP	150	66	**AST65DC**

For cart handles, tote box slide accessories, and covers see pages 49 and 54.

MetroTotes Divider Box Line — {16.64}

Metro's Divider Tote Box Line offers safe and efficient storage of items in bulk, or in compartmentalized fashion with the use of optional dividers. Manufactured of polypropylene material, these injection-molded totes are available in white and can be stored and transported in a variety of standard Metro products (e.g. PT Slide Trucks, Super Slide System, etc.).

Outside Dimensions (includes lip) Length x Width (in.)	Outside Dimensions (includes lip) Length x Width (mm)	Inside Dimensions Length x Width (in.)	Inside Dimensions Length x Width (mm)	Height O.D. (in.)	Height O.D. (mm)	I.D.* (in.)	I.D.* (mm)	Capacity (cu. ft.)	Capacity (cu. m.)	Approx. Tote Box Wt. (lbs.)	Cat. No.
10 7/8x8 1/4	276x210	9 1/8x6 1/2	232x165	3 1/2	89	3	76	.10	0.003	.77	**MTB91035W**
16 1/2x10 7/8	419x276	14 7/8x9 1/4	378x235	3 1/2	89	3	76	.24	0.007	1.5	**MTB92035W**
16 1/2x10 7/8	419x276	14 7/8x9 1/4	378x235	6	152	5.5	140	.44	0.012	2.33	**MTB92060W**
22 1/2x17 1/2	572x445	20 1/4x15 1/8	514x384	3	76	2.5	64	.44	0.017	2.57	**MTB93030W**
22 1/2x17 1/2	572x445	20 1/4x15 1/8	514x384	5	127	4.5	114	.79	0.02	4.0	**MTB93050W**
22 1/2x17 1/2	572x445	20 1/4x15 1/8	514x384	6	152	5.5	140	.97	0.027	4.0	**MTB93060W**
22 1/2x17 1/2	572x445	20 1/4x15 1/8	514x384	8	203	7.5	191	1.32	0.037	5.25	**MTB93080W**
22 1/2x17 1/2	572x445	20 1/4x15 1/8	514x384	12	305	11.5	292	2.03	0.057	6.67	**MTB93120W**

*Loading height restrictions when using covers or stacking totes.

MetroTote Accessories — {16.64}

Covers and Dividers

For Tote Box	Insert Cover	Dividers	Maximum Tote
MTB91035W	**CI91000CLR**	Short **MDS91035NAT**	7
		Long **MDL91035NAT**	5
MTB91060W	**CI91000CLR**		
MTB92035W	**CI92000CLR**	Short **MDS92035NAT**	11
		Long **MDL92035NAT**	7
MTB92050W	**CI92050CLR**	**MDS92050NAT**	11
MTB92060W	**CI92000CLR**	Short **MDS92060NAT**	11
		Long **MDL92060NAT**	7
MTB93030W	**CI93000CLR**	Short **MDS93030NAT**	15
		Long **MDL93030NAT**	11
MTB93060W	**CI93000CLR**	Short **MDS93060NAT**	15
		Long **MDL93060NAT**	11
MTB93080W	**CI93000CLR**	Short **MDS93080NAT**	15
		Long **MDL93080NAT**	11
MTB93120W	**CI93000CLR**	Short **MDS93080NAT**	15
		Long **MDL93080NAT**	11

Snap-On Card Holder Clear vinyl with clear window.

Size (in.)	Size (mm)	Cat. No.
4 1/2x8	114x199	**OP2501CLR**
2 11/16x5	76x127	**OP2535CLR**

Stacking Bins

Injection molded from polypropylene base material in natural gray color. All sizes have an open hopper front for easy access to contents and a slot on the back for use on bin holder bars.

Length (in.)	Length (mm)	Width (in.)	Width (mm)	Height (in.)	Height (mm)	Carton Qty.*	Est. Carton Wt. (lbs.)	Cat. No. Natural Polypropylene
8	203	3 1/2	89	4 1/8	105	48	39	**SB90835NAT**
7 3/8	187	4 1/8	105	3	76	48	36	**SB90743NAT**
10 7/8	276	5 1/2	140	5	127	24	25	**SB91055NAT**
14 3/4	375	8 1/4	210	7	179	12	18	**SB91587NAT**
14 3/4	375	16 1/2	419	7	179	6	18	**SB91516NAT**

*Items must be purchased in carton quantities to avoid a broken lot charge.
Pricing based on quantity ordered. Please consult your Metro representative.

Slanted-Shelf Merchandisers/Dispenser Racks — {50.50}

Slanted shelves add visibility and accessibility. Loading is quick, easy, and organized.

- Open-wire construction and slope of shelves permit instant identification.
- System eliminates duplication and confusion in ordering.
- Shelves are adjustable at 1" (25mm) intervals along the height of the post.
- 5" (127mm) casters add mobility, while brakes lock firmly in position.

Width (in.)	Width (mm)	Length (in.)	Length (mm)	Height (in.)	Height (mm)	Approx. Pkd. Wt. (lbs.)	Approx. Pkd. Wt. (kg)	Shelves	Cat. No.
18	457	24	610	60	1524	103	46.3	Four Slanted Shelves One Flat Top Shelf (Pkg. of 12 dividers)	**DC15EC**
18	457	24	610	70	1780	112	50.4	Five Slanted Shelves (Pkg. of 12 dividers)	**DC16EC**
18	457	36	914	60	1524	95	42.7	Four Slanted Shelves One Flat Top Shelf	**DC35EC**
18	457	36	914	70	1780	104	46.8	Five Slanted Shelves	**DC36EC**
18	457	48	1219	60	1524	112	50.4	Four Slanted Shelves One Flat Top Shelf	**DC55EC**
18	457	48	1219	70	1780	123	55.3	Five Slanted Shelves	**DC56EC**

DC56EC

Triangle Shelves — {10.04}

Put unused corner space to work while keeping traffic aisles clear.

- Shelf sizes corresponding to width (depth) of shelving for add-on capabilities.
- Shelves attach to standard Super Erecta or qwikSLOT posts, see pages 42 and 199.

Size Width (in.)	Size Width (mm)	Approx. Pkd. Wt. (lbs.)	Approx. Pkd. Wt. (kg)	Cat. No. Chrome	Cat. No. Black
18	457	15½	7	**H18TRC**	**H18TRB**
24	610	21½	10	**H24TRC**	**H24TRB**

Weight load capacity: 200 lbs. (91kg) per shelf; 400 lbs. (182kg) per unit.

Triangle Shelving Unit with four triangle shelves and three Super Ereca posts.

Move more product with the look that sells.

Wine Cart

Mobile wine merchandiser is perfect for creating “impulse” opportunities. The Wine Cart consists of the following components:

2 — 1436NC shelves — see page 42
1 — 1236CSNC cantilever shelf — see page 46
2 — 13P posts cut to 7" (179mm) — see page 42
2 — 27UP posts — see page 42
2 — 5M swivel casters — see page 50
2 — 5MB swivel/brake casters — see page 50

Wine Cart

3KR366FC Keg Handling Rack

HD Super™ Beer Keg Handling Racks — {10.70}

Withstands the heavy load of full kegs and the repeated impact of being loaded and unloaded. Doubles storage capacity and provides a neat, orderly way to store kegs for easier inventory and stock rotation.

- Constructed of sturdy HD Super™ components, with 1 5/8" (41mm) diameter posts.

Shelf Length/Height (in.)	(mm)	Shelves*	Keg ½ Barrel Storage Capacity	Approx. Pkd. Wt. (lbs.)	(kg)	Cat. No. Chrome
42x56 1/8	1067x1424	2-D	4	118	53.1	**2KR345DC**
60x56 1/8	1524x1424	2-D	6	147	66.1	**2KR365DC**
42x56 1/8	1067x1424	1-D	4	87	39.1	**KR345DC**
60x56 1/8	1524x1424	1-D	6	104	46.8	**KR365DC**
42x64 1/8	1067x1628	1-D, 2-S	2	121	54.4	**3KR346FC**
60x64 1/8	1524x1628	1-D, 2-S	3	151	67.9	**3KR366FC**
42x64 1/8	1067x1628	1-D, 1-S	4	112	50.4	**2KR346MC**
60x64 1/8	1524x1628	1-D, 1-S	6	137	61.6	**2KR366MC**

*D = dunnage shelf; S = solid shelf; all shelves are 18" (457mm) wide.
All models include foot plates for stability and easy leveling.

WC257C Cradle Shelving

Super Erecta® Cradle Wine Shelving — {10.48}

Each bottle is supported individually in a cradle formed by the wires of the shelf, so it cannot roll or bump against adjacent bottles.

- Open-wire construction keeps bottles and labels highly visible for easy reading and selection.
- Shelves, spaced 5" (127mm) apart, provide easy access to bottles for loading or removal and permit air to circulate freely around the bottles.

Width/Length (in.)	(mm)	Overall Height (in.)	(mm)	Capacity (750ml bottles)	Approx. Pkd. Wt. (lbs.)	(kg)	Cat. No. Chrome
14x36	355x914	74 3/4	1899	126	112	51	**WC237C**
14x36	355x914	86 3/4	2203	153	133	60	**WC238C**
14x48	355x1219	74 3/4	1899	168	133	60	**WC257C**
14x48	355x1219	86 3/4	2203	204	160	73	**WC258C**

All models include foot plates for stability and easy leveling.

WB257C Bulk Shelving

Super Erecta® Bulk Storage Wine Shelving — {10.47}

Permits storage of a large quantity of wines in a limited space — an average of one case per linear foot (350mm) of shelf.

- Holds bottles at an upward slant of 10° to keep corks moist.
- Open-wire construction permits air flow, which is critical in maintaining the proper temperature.
- Units are enclosed by back and side panels which keep bottles secure and prevent accidents.
- For security from loss or pilferage, optional doors, which can be locked with a padlock, are available for the 16-case unit.

Width/Length (in.)	(mm)	Overall Height (in.)	(mm)	Capacity (Cases of 750ml bottles)	Approx. Pkd. Wt. (lbs.)	(kg)	Cat. No. Chrome
14x36	355x914	74 3/4	1899	12	138	63	**WB237C**
14x36	355x914	86 3/4	2203	15	168	76	**WB238C**
14x48	355x1219	74 3/4	1899	16	168	76	**WB257C**
14x48	355x1219	86 3/4	2203	20	204	93	**WB258C**

All models include foot plates for stability and easy leveling.

Basic Wine Shelving Components — {10.49}

Posts with Foot Plate

Overall Height (in.)	(mm)	Approx. Pkd. Wt. Each (lbs.)	(kg)	Cat. No.
74 3/4	1899	4.5	2.0	**74FPC**
86 3/4	2203	5.5	2.5	**86FPC**

Wall Clamps

Give single units greater stability.
Cat. No. **9984C**

Wall Clamp

Templates

For assembling bin shelving. Included in standard unit.
Request #C05-077*

14" (355mm) Wall Mounts

Both types of wine shelves can be wall-mounted. See pages 80 and 81 for 14" (355mm) direct and post-type wall mounts.

14" (355mm) Cradle Shelves

Width/Length (in.)	(mm)	Capacity (750ml bottles)	Approx. Pkd. Wt. (lbs.)	(kg)	Cat. No.
14x36	355x914	9	7	3.2	**W1436NC**
14x48	355x1219	12	8.5	3.8	**W1448NC**

14" (355mm) Flat Wire Shelves

Width/Length (in.)	(mm)	Approx. Pkd. Wt. (lbs.)	(kg)	Cat. No.
14x36	355x914	9.5	4.3	**1436NC**
14x48	355x1219	12	5.4	**1448NC**

Enclosure Components — {10.49}

End Panels*
Two required per unit (one for each end)

Width (in.)	(mm)	Height (in.)	(mm)	Use With Posts	Approx. Pkd. Wt. (lbs.)	(kg)	Cat. No.
13	330	60	1524	74FPC	10.5	4.7	**EP27C**
13	330	75	1905	86FPC	12.5	5.6	**EP28C**

*For end and back panels to fit properly, there must be a shelf spaced every 15" (381mm) as in the standard 15" (381mm) spacing for bulk storage wine units and 5" (127mm) spacing for cradle wine units.

Back Panels*

36" units require two back panels per unit. 48" units require three back panels per unit.

Width (in.)	(mm)	Height (in.)	(mm)	Use With Posts	Approx. Pkd. Wt. (lbs.)	(kg)	Cat. No.
14 1/2	368	60	1524	74FPC	11	5.0	**BP27C**
14 1/2	368	75	1905	86FPC	13	5.9	**BP28C**

*For end and back panels to fit properly, there must be a shelf spaced every 15" (381mm) as in the standard 15" (381mm) spacing for bulk storage wine units and 5" (127mm) spacing for cradle wine units.

Bin Components for Bulk Storage Units — {10.49}

Bin Dividers
Used to separate bottles.

Width (in.)	(mm)	Height (in.)	(mm)	Approx. Pkd. Wt. (lbs.)	(kg)	Cat. No.
12 1/2	317	19	482	1.5	.67	**BD15C**

Bottle Supports

Use when bottles are to be stacked in bins. For use with 1436NC or 1448NC shelves spaced 15" (381mm) apart.

Length (in.)	(mm)	Shelf Length (in.)	(mm)	Approx. Pkd. Wt. (lbs.)	(kg)	Cat. No.
35	889	36	914	1.5	.67	**BS3C**
47	1194	48	1219	2	.9	**BS5C**

Wine Shelving Accessories — {10.47/10.48/10.49}

Door Set (Fits only WB257C and WC257C)

Width (in.)	(mm)	Height (in.)	(mm)	Fits Units	Approx. Pkd. Wt. (lbs.)	(kg)	Cat. No.
51	1295	60	1524	48" longx74 3/4" high (1219x1898mm)	42	18.9	**ED57C**

Joining Hook

Used when units are placed back to back or end to end.

Width (in.)	(mm)	Depth (in.)	(mm)	Height (in.)	(mm)	Cat. No.
21/32	15.2	1 5/8	40.6	2 1/4	57	**JH2C**

Standard Terms and Conditions of Sale

These Terms and Conditions, the attendant quotation or acknowledgment, and all documents incorporated by specific reference therein will be the complete and exclusive statement of the terms of the agreement governing the sale of goods ("Goods") by InterMetro Industries Corporation and its divisions ("Seller") to Customer ("Buyer"). Buyer's acceptance of the Goods will manifest Buyer's assent to these terms and conditions. If these terms and conditions differ in any way from the terms and conditions of Buyer's order, or other documentation, this document will be construed as a counteroffer and will not be deemed an acceptance of Buyer's terms and conditions which conflict herewith, and to the extent there is any conflict between the terms and conditions herein and any purchase order or other document from the Buyer, the terms and conditions herein shall govern and prevail.

1. Prices:
Unless otherwise specified in writing by Seller, Seller's price for the Goods shall remain in effect for thirty (30) days after the date of Seller's quotation or acknowledgment of Buyer's order for the Goods, whichever occurs first, provided an unconditional, complete authorization for the immediate shipment of the Goods is received and accepted by Seller within such time period. If such authorization is not received by Seller within such thirty (30) day period, Seller shall have the right to change the price for the Goods to Seller's price for the Goods at the time of shipment.

2. Taxes:
Any tax or governmental charge or increase in same hereafter becoming effective increasing the cost to Seller of producing, selling or delivering the Goods or of procuring material used therein, and any tax now in effect or increase in same payable by the Seller because of the manufacture, sale or delivery of the Goods, may at Seller's option, be added to the price.

3. Terms and Payment:
Subject to the approval of Seller's Credit Department, terms are 1% ten (10) days net thirty (30) days from date of Seller's invoice in U.S. currency. Payment shall be made in full without set-off, counterclaim or withholding of any kind. Freight, handling and other service charges are not subject to discount. If any payment owed to Seller is not paid when due, it shall bear interest at a rate to be determined by Seller, which shall not exceed the maximum rate permitted by law, from the date on which it is due until it is paid. Seller shall have the right, among other remedies, either to terminate the agreement or to suspend further performance under this and/or other agreements with Buyer. Buyer shall be liable for all expenses, including attorneys' fees, relating to the collection of past due amounts.

Forms of payment accepted by InterMetro include: Cash, Check, Wire Transfer, Automated Clearing House Network, and Credit Card. Credit Card payments will be subject to a 3% charge.

Minimum Order, Returns, Cancellations, Changes and Configured Products:
Orders under $250.00 net, routed prepaid via small package carriers (UPS and FedEx), will be charged $39.00 freight and handling. Orders under $250.00 net, routed air freight, LTL, third party, or collect, will be charged a handling fee of $29.00 plus actual freight costs when applicable. (All amounts in U.S. currency.)

Written approval is required from the Seller's factory to return merchandise. All merchandise must be returned within forty-five (45) days from the invoice date and be returned in original, unopened, and resalable packaging. A Return Merchandise Authorization (RMA) must be obtained through Seller's customer service department prior to returning the product. All costs of returned items, including shipping and insurance shall be the responsibility of the Buyer.

1. Minimum return value - $200.00 net.
2. Restocking charge - 15% ($50.00 minimum).

Exceptions - Special orders of cut posts, made to order dollies, cart covers, Designer Color product, Configured Products (defined as *C5 Heated Cabinets, Lifeline, Flexline, Starsys, MetroBasix Pus, MetroBasix, Lionville Fixtures, Lionville iPoint Carts, and Lionville Med carts*), and custom or made-to-order are not returnable. Accessories for Configured Products are returnable at the discretion of Seller.

All order change requests must be requested through Seller's customer service. Changes/cancellations, for exception items listed above, requested within seven (7) workdays of the scheduled ship date that will impact order production will incur, at minimum, a 20% Change/Cancellation Fee, up to the full order value, depending on the percentage of the order completed. Customer service will relay percentage of order completed along with the Change/Cancellation Fee amount. Prior to Seller accepting the change, a revised purchase order (including associated Fee) is required. Orders for C5 cabinets with an "A" suffix are non-cancellable.

Buyer may request changes or additions to the Goods consistent with Seller's specifications and criteria. In the event such changes or additions are accepted by Seller, Seller may revise the price and delivery schedule.

Seller reserves the right to change designs and specifications for the Goods without prior notice to Buyer, except with respect to Goods being made-to-order for Buyer.

4. Shipment and Delivery:
Shipments are made FOB Seller's shipping point. Seller reserves the right to split orders based on the FOB Shipping Point. Order consolidation is available for an additional charge. Buyer should contact customer service for more information. Any claims for shortages or damages suffered in transit shall be submitted by the Buyer directly to the carrier. While Seller will use all reasonable commercial efforts to maintain the delivery date acknowledged or quoted by Seller, all shipping dates are approximate. Seller reserves the right to make partial shipments and to segregate "specials" and made-to-order Goods from normal stock Goods. Seller shall not be bound to tender delivery of any Goods for which Buyer has not provided shipping instructions.

5. Limited Warranty:
(a) Subject to the limitations of Section 6, Seller warrants that the Goods will be free from defects in material and workmanship under normal use, service and maintenance for a period of one year (unless otherwise specified by Seller in writing) from the date of shipment of the Goods by Seller. THIS IS THE SOLE AND EXCLUSIVE WARRANTY GIVEN BY SELLER WITH RESPECT TO THE GOODS AND IS IN LIEU OF AND EXCLUDES ALL OTHER WARRANTIES, EXPRESS OR IMPLIED, ARISING BY OPERATION OF LAW OR OTHERWISE, INCLUDING WITHOUT LIMITATION, MERCHANTABILITY OR FITNESS FOR A PARTICULAR PURPOSE WHETHER OR NOT THE PURPOSE OR USE HAS BEEN DISCLOSED TO SELLER IN SPECIFICATIONS, DRAWINGS OR OTHERWISE, AND WHETHER OR NOT SELLER'S PRODUCTS ARE SPECIFICALLY DESIGNED AND/OR MANUFACTURED BY SELLER FOR BUYER'S USE OR PURPOSE.

This warranty does not extend to any losses or damages due to misuse, accident, abuse, neglect, normal wear and tear, unauthorized modification or alteration, use beyond rated capacity, or improper installation, maintenance or application. To the extent that Buyer or its agents has supplied specifications, information, representation of operating conditions or other data to Seller in the selection or design of the Goods and the preparation of Seller's quotation, and in the event that actual operating conditions or other conditions differ from those represented by Buyer, the warranties or other provisions contained herein which are affected by such conditions shall be null and void. If, within thirty (30) days after Buyer's discovery of any warranty defects within the warranty period, Buyer notifies Seller thereof in writing, Seller shall, at its option, repair or replace F.O.B. point of manufacture, or refund the purchase price for that portion of the Goods found by Seller to be defective. Failure by Buyer to give such written notice within the applicable time period shall be deemed an absolute and unconditional waiver of Buyer's claim for such defects. Goods repaired or replaced during the warranty period shall be covered by the foregoing warranty for the remainder of the original warranty period or ninety (90) days, whichever is longer. Buyer assumes all other responsibility for any loss, damage, or injury to persons or property arising out of, connected with, or resulting from the use of Goods, either alone or in combination with other products/components.

(b) All batteries sold by Seller to Buyer hereunder receive the Goods warranty under Sections 5 and 6 with a warranty period of one year from the warranty start date. Battery adjustments will be prorated over a one year period.

(c) Seller has no obligation under the warranties provided in Sections 5 and 6 to correct any software programming error(s) that do not significantly adversely affect the use of the Goods; however, such programming error

Standard Terms and Conditions of Sale
(continued)

corrections shall be made available from time to time to those Buyers purchasing applicable contract maintenance services from the Seller.

(d) SECTIONS 5 AND 6 APPLY TO ANY ENTITY OR PERSON WHO MAY BUY, ACQUIRE OR USE SELLER'S GOODS, INCLUDING ANY ENTITY OR PERSON WHICH BUYS THE GOODS FROM SELLER'S DISTRIBUTOR AND SUCH ENTITY OR PERSON SHALL BE BOUND BY THE LIMITATIONS THEREIN.

6. Limitation of Remedy and Liability:
THE SOLE AND EXCLUSIVE REMEDY FOR BREACH OF ANY WARRANTY HEREUNDER (OTHER THAN THE WARRANTY PROVIDED UNDER SECTION 11) SHALL BE LIMITED TO REPAIR, REPLACEMENT OR REFUND OF THE PURCHASE PRICE OF THE AFFECTED GOODS. SELLER SHALL NOT BE LIABLE FOR DAMAGES CAUSED BY DELAY IN PERFORMANCE, AND IN NO EVENT, REGARDLESS OF THE FORM OF THE CLAIM OR CAUSE OF ACTION (WHETHER BASED IN CONTRACT, INFRINGEMENT, NEGLIGENCE, STRICT LIABILITY, OTHER TORT OR OTHERWISE), SHALL SELLER'S LIABILITY TO BUYER AND/ OR ITS CUSTOMERS EXCEED THE PRICE PAID BY THE BUYER FOR THE SPECIFIC GOODS PROVIDED BY SELLER GIVING RISE TO THE CLAIM OR CAUSE OF ACTION. BUYER AGREES THAT IN NO EVENT SHALL SELLER'S LIABILITY TO BUYER AND/OR ITS CUSTOMERS EXTEND TO OR INCLUDE INCIDENTAL, CONSEQUENTIAL OR PUNITIVE DAMAGES. THE TERM "CONSEQUENTIAL DAMAGES" SHALL INCLUDE, BUT NOT BE LIMITED TO, LOSS OF ANTICIPATED PROFITS, LOSS OF USE, LOSS OF REVENUE, COST OF CAPITAL AND DAMAGE OR LOSS OF OTHER PROPERTY OR EQUIPMENT.

It is expressly understood that any technical advice furnished by Seller with respect to the use of the Goods is given without charge, and Seller assumes no obligation or liability for the advice given, or results obtained; all such advice being given and accepted at Buyer's risk.

7. Excuse of Performance:
Seller shall not be liable for delays in performance or for non-performance due to acts of God; acts of Buyer; war, riot, fire, flood, power surges, other severe weather, sabotage, or epidemics; strikes or labor disturbances; governmental requests, restrictions, laws, regulations, orders or actions; unavailability of or delays in transportation; default of suppliers; or unforeseen circumstances or any events or causes beyond Seller's reasonable control. Deliveries may be suspended for an appropriate period of time as a result of the foregoing. If Seller determines that its ability to supply the total demand for the Goods is hindered, limited or made impracticable due to causes addressed in this Section 7, Seller may allocate its available supply of the Goods or such material (without obligation to acquire other supplies of any such Goods or such materials) among itself and its purchasers on such basis as Seller determines to be equitable without liability for any failure of performance which may result therefrom. Deliveries suspended or not made by reason of this Section 7 may be canceled by Seller upon notice to Buyer without liability, but the balance of the agreement shall otherwise remain unaffected.

8. Software:
Notwithstanding any other provision herein to the contrary, Seller or applicable third party licensor to Seller shall retain all rights of ownership and title in its respective Software, including without limitation all rights of ownership and title in its respective copies of such Software. Except as otherwise provided herein, Buyer is hereby granted a nonexclusive, non-transferable royalty free license to use the Software incorporated into the Goods solely for purposes of Buyer properly utilizing such Goods purchased from Seller. All other Software shall be furnished to, and used by Buyer only after execution of Seller's (or the licensor's) applicable standard license agreement.

9. Tooling:
Tool, die, and pattern charges, if any, are in addition to the price of the Goods and are due and payable upon completion of the tooling. All such tools, dies and patterns shall be and remain the property of Seller. Charges for tools, dies, and patterns do not convey to Buyer title, ownership interests in, or rights to possession or removal, nor prevent their use by Seller for other purchasers, except as otherwise expressly provided by Seller and Buyer in writing with reference to this provision.

10. Assignment:
Buyer shall not assign its rights or delegate its duties hereunder or any interest therein or any rights hereunder without the prior written consent of the Seller, and any such assignment, without such consent, shall be void.

11. Patents and Copyrights:
Subject to Section 6, Seller warrants that the Goods sold, except as are made specifically for Buyer according to Buyer's specifications, do not infringe any valid U.S. patent or copyright in existence as of the date of delivery. This warranty is given upon the condition that Buyer promptly notify Seller of any claim or suit involving Buyer in which such infringement is alleged, and that Buyer cooperate fully with Seller and permit Seller to control completely the defense or compromise of any such allegation of infringement. Seller's warranty as to use only applies to infringements arising solely out of the inherent operation (1) of such Goods, or (2) of any combination of Goods in a system designed by Seller. In the event such Goods, singularly or in combination, are held to infringe a U.S. patent or copyright in such suit, and the use of such Goods is enjoined, or in the case of a compromise by Seller, Seller shall have the right at its option and expense to: (i) procure for Buyer the right to continue using such Goods; or (ii) replace them with non-infringing Goods; or (iii) modify same to become non-infringing; or (iv) grant Buyer a credit for the depreciated value of such Goods and accept return of them.

All information (including but not limited to pricing, descriptions, specifications and drawings) provided by Seller in email, literature, website, quotations, order acknowledgements or other is proprietary in nature and deemed CONFIDENTIAL intended for use solely by the designated party.

Seller's name, logo, designs, drawings, trademarks and other intellectual property remains the property of Seller and may not be disclosed, reproduced, or used without its prior written consent.

12. General Provisions:
These terms and conditions supersede all other communications, negotiations and prior oral or written statements regarding the subject matter of these terms and conditions. No change, modification, rescission, discharge, abandonment or waiver of these terms and conditions shall be binding upon the Seller unless made in writing and signed on its behalf by a duly authorized representative of Seller. No conditions, usage of trade, course of dealing or performance, understanding or agreement purporting to modify, vary, explain, or supplement these terms and conditions shall be binding unless hereafter made in writing and signed by the party to be bound, and no modification or additional terms shall be applicable to this agreement by Seller's receipt, acknowledgment, or acceptance of purchase orders, shipping instruction forms, or other documentation containing terms at variance with or in addition to those set forth herein. Any such modifications or additional terms are specifically rejected by Seller. No waiver by either party with respect to any breach or default or of any right or remedy, and no course of dealing, shall be deemed to constitute a continuing waiver of any other breach or default or of any other right or remedy, unless such waiver be expressed in writing and signed by the party to be bound. All typographical or clerical errors made by Seller in any quotation, acknowledgment or publication are subject to correction.

The validity, performance, and all other matters relating to the interpretation and effect of this agreement shall be governed by the law of the Commonwealth of Pennsylvania. Buyer and Seller agree that the proper venue for all actions arising in connection herewith shall be only in the Court of Common Pleas of Luzerne County, Pennsylvania or the United States District Court for the Middle District of Pennsylvania, and the parties agree to submit to such exclusive jurisdiction. No action, regardless of form, arising out of transactions relating to this agreement or underlying agreement, may be brought by either party more than two (2) years after the cause of action has accrued. The United Nations Convention for the International Sales of Goods shall not apply to this agreement.

Buyer agrees that all applicable import, export control and sanctions laws, regulations, orders and requirements, as they may be amended from time to time, including without limitation those of the United States, the European Union and the jurisdictions in which Seller and Buyer are established or from which items may be supplied, and the requirements of any licenses, authorizations, general licenses or license exceptions relating thereto will apply to its receipt and use of hardware, software, services and technology. Buyer agrees furthermore that it shall not engage in any activity that would expose Seller or any of its affiliates to a

Standard Terms and Conditions of Sale
(continued)

risk of penalties under laws and regulations of any relevant jurisdiction prohibiting improper payments, including but not limited to bribes, to officials of any government or of any agency, instrumentality or political subdivision thereof, to political parties or political party officials or candidates for public office, or to any employee of any customer or supplier. Buyer agrees to comply with all appropriate legal, ethical and compliance requirements. To the extent applicable, and except to the extent otherwise required by applicable law, Seller shall have no responsibility for the collection, treatment, recovery or disposal of (i) the Goods or any part thereof when they are deemed by law to be 'waste' or (ii) any items for which the Goods or any part thereof are replacements. If Seller is required by applicable law, including waste electrical and electronic equipment legislation, European Directive 2002/96/EC (WEEE) and related legislation in EU Member States, to dispose of 'waste' Goods or any part thereof, Buyer shall, unless prohibited by applicable law, pay Seller, in addition to the Contract Price, either (i) Seller's standard charge for disposing of such Goods or (ii) if Seller does not have such a standard charge, Seller's costs (including all handling, transportation and disposal costs and a reasonable mark-up for overhead) incurred in disposing of such Goods. GOODS AND SERVICES PROVIDED HEREUNDER ARE NOT SOLD OR INTENDED FOR USE IN ANY NUCLEAR OR NUCLEAR RELATED APPLICATIONS. Buyer (i) accepts Goods and Services in accordance with the foregoing restriction, (ii) agrees to communicate such restriction in writing to any and all subsequent purchasers or users and (iii) agrees to defend, indemnify and hold harmless Seller and Seller's Affiliates from any and all claims, losses, liabilities, suits, judgments and damages, including incidental and consequential damages, arising from use of Goods and Services in any nuclear or nuclear related applications, whether the cause of action be based in tort, contract or otherwise, including allegations that the Seller's liability is based on negligence or strict liability.

All purchases made by Buyer from Seller are subject to Seller's Warranty Remedy and Return Policy.

PRODUCT INDEX

Cabinets
- C5 146-187
- Delivery/Storage 195-196
- Heated Banquet 188-194

Carriers
- Mightylite 140-143

Carts
- Basket 127
- Breakfast 96
- Bussing 124-125
- Dish & Tray 207
- Ice 207
- Linen 217
- Lodgix 211-213
- Mini Bar Restocking 216
- Slanted Shelf 214-215
- Stem Caster 20, 39, 48

Carts Utility
- Accessories 127
- Deep Ledge 127
- MetroMax i 19, 21, 83
- MetroMax Q 21
- myCart 124-125
- myFold 126
- Wire: Heavy Duty 129
- Wire: Standard Duty 128
- Wine 219

Caster Guide 51

Casters
- Antimicrobial 50
- HD Super 78
- Decorative 51
- Plate 53
- Polymer 18, 50
- Stainless Steel 18, 50
- Stem Casters 18, 50

Counter Units 97

Draining Grate 206

Dollies
- Cup/Glass Rack 206
- Made-To-Order/Truck 52
- Poker Chip 204-205

Hangers
- Extension Display 60
- Garment Tube 59
- Rail 58
- Swing 60

High-Density Storage
- qwikTRAK 108, 110-111
- Top-Track 109. 112-115

Housekeeping
- Housekeeping Carts 210-211
- Houserunner Carts 212
- Linen Trucks & Carts 217
- Lodgix Carts 211
- Mini Bar Restocking Cart 216
- Totes & Bins 218
- Transfer Exchange 215
- Valet/Special Delivery 213

Posts
- Designer 43
- HD Super 78
- MetroMax i 14, 16
- MetroMax Q 16
- qwikSLOT 66, 67, 68
- Super Erecta SiteSelect 35, 37, 42

Racks
- Beer Keg 220
- Can 26
- Drying 28, 207
- Dunnage 130-131
- Platform 102
- Pot & Pan 207
- Slanted Shelf Merchandising 219
- Tray Drying 28

Racks, Mobile Pan & Tray
- Adjustable 198
- End Load 197-199
- Oval Trays 200
- Portable Wire Prep 197
- Roll In 197
- Side Load 197-199
- Wire Bun Pan 197

Security Trucks & Units 132-137

Shelving
- APPEAL 65
- Cantilever 104
- Convenience Pak 46
- Designer 43
- Drop Mat 69
- Dunnage 46, 79
- Erecta 40-43, 77
- HD Super 78-79
- Hi-Rise 119
- MetroMax i Polymer 12
- MetroMax 4 Polymer 14
- MetroMax Q Polymer Wire Hybrid 16
- qwikSLOT 66-70
- Seismic 120-121
- SmartLever 93-95

Starter & Add-On Units
- MetroMax i 13
- MetroMax 4 15
- MetroMax Q 17
- Super Adjustable Super Erecta 38
- Super Erecta Pro 32-35
- Super Adjustable Super Erecta 36-39
- Super Erecta Shelf — Solid 74-75
- Super Erecta Shelf — Wire 40-49
- Triangle 219
- Wine 220-221

Shelving Accessories
- Baskets 27, 59, 60
- Bins 72-73
- Cart Covers 62, 213
- Color Identification Tubes 61
- Dividers 22, 23, 55, 69
- Enclosure Panels 24, 56
- Foot Plates 14, 47
- Glides 47
- Handles 19, 54
- Hooks 38, 58
- Joining Clamps 47, 68
- Keyboard Tray 63
- Label Holders 25, 35, 61
- Ledges 22, 23, 55
- Leveling Feet 47
- Post Clamps 14, 47
- Rods & Tabs 57
- Shelf Inlays 58
- Shelf Markers 25, 35, 61
- Slides 26, 59
- Split Sleeves 47, 104
- Three-Sided Frames 27, 57
- Tote Boxes 218
- Tow Bar Assembly 54

Wall Shelving
- Brackets 86, 95
- Erecta Shelf 88
- MetroMax i 90
- SmartWall 82-87
- Super Erecta Shelf 88-89

Ware Handling
- Poker Chip Dish Dollies 204-205
- Side-Load Dish & Tray Carts 206

WorkStations
- PrepMate 91-92
- SmartLever 93-95
- SmartStations 96-97

Work Tables & Accessories 98-104

Look inside for what's new.

NEW PrepMate™
MultiStation
pg.91

NEW Mightylite™
Insulated Food Carriers
pg.139

NEW SmartLever™
Multifunctional Storage
& Workstations
pg.93

NEW MetroMax® 4
All-Polymer Shelving System
pg.14

Corporate Headquarters
651 North Washington Street
Wilkes-Barre, PA 18705
Phone: +1 570 825 2741
Fax: +1 570 825 2852

U.S. & Canada Customer Service
Phone: 1.800.992.1776
Fax (PA): +1 800 638 9263
Fax: (CA): +1 800 638. 3292

International Sales/
Customer Service Offices
Middle East/Africa/India
Dubai-United Arab Emirates
Phone: +971 4 811 8286
Fax: +971 4 886 5465

Asia/Pacific
Singapore
Phone: +65 6829 5382

Latin America
Mexico
Phone: +52 33 362 778 30

Europe
The Netherlands
Phone: +31 76 587 7550
Fax: +31 76 581 1313

www.metro.com

2018/2019

LO4-029 6/18

Information and specifications are subject to
change without notice. Please confirm at time of order.

© 2018 InterMetro Industries Corporation, Wilkes-Barre, PA 18705

METRO®
We put space to work.®

an Ali Group Company

GROUP
The Spirit of Excellence